



US00D683293S

(12) **United States Design Patent**
Wang

(10) **Patent No.:** **US D683,293 S**

(45) **Date of Patent:** **** May 28, 2013**

(54) **DISK WHEEL COVER**

(71) Applicant: **Chu-Li Wang**, Tainan (TW)

(72) Inventor: **Chu-Li Wang**, Tainan (TW)

(**) Term: **14 Years**

(21) Appl. No.: **29/435,081**

(22) Filed: **Oct. 19, 2012**

(51) **LOC (9) Cl.** **12-16**

(52) **U.S. Cl.**
USPC **D12/209; D12/204**

(58) **Field of Classification Search**
USPC D12/204-213; 301/37.101, 64.101,
301/65, 64.201
See application file for complete search history.

(56) **References Cited**

U.S. PATENT DOCUMENTS

D432,479 S *	10/2000	Lee et al.	D12/209
D436,907 S *	1/2001	Ong	D12/209
D480,031 S *	9/2003	Mattin et al.	D12/209
D493,400 S *	7/2004	Pfeiffer et al.	D12/209
D505,371 S *	5/2005	Hueller	D12/209
D507,223 S *	7/2005	Szavits	D12/209

D528,496 S *	9/2006	Marji	D12/211
D528,961 S *	9/2006	Ward et al.	D12/211
D538,215 S *	3/2007	Laengerer et al.	D12/209
D540,236 S *	4/2007	Hamano	D12/209
D619,072 S *	7/2010	Gallert	D12/211
D651,152 S *	12/2011	McMath	D12/211

* cited by examiner

Primary Examiner — Stacia Cadmus

(74) *Attorney, Agent, or Firm* — Bacon & Thomas, PLLC

(57) **CLAIM**

The ornamental design for a disk wheel cover, as shown and described.

DESCRIPTION

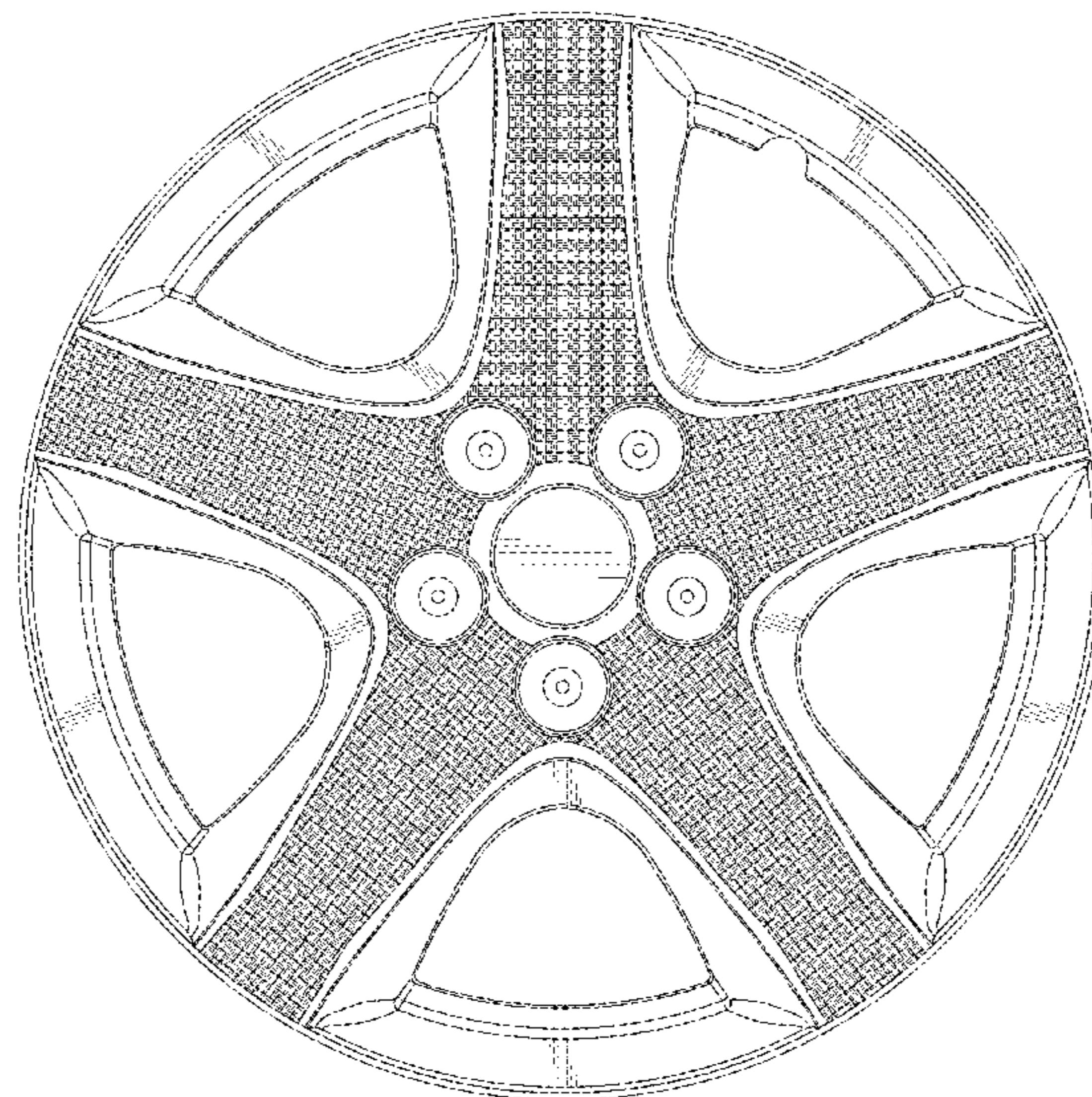
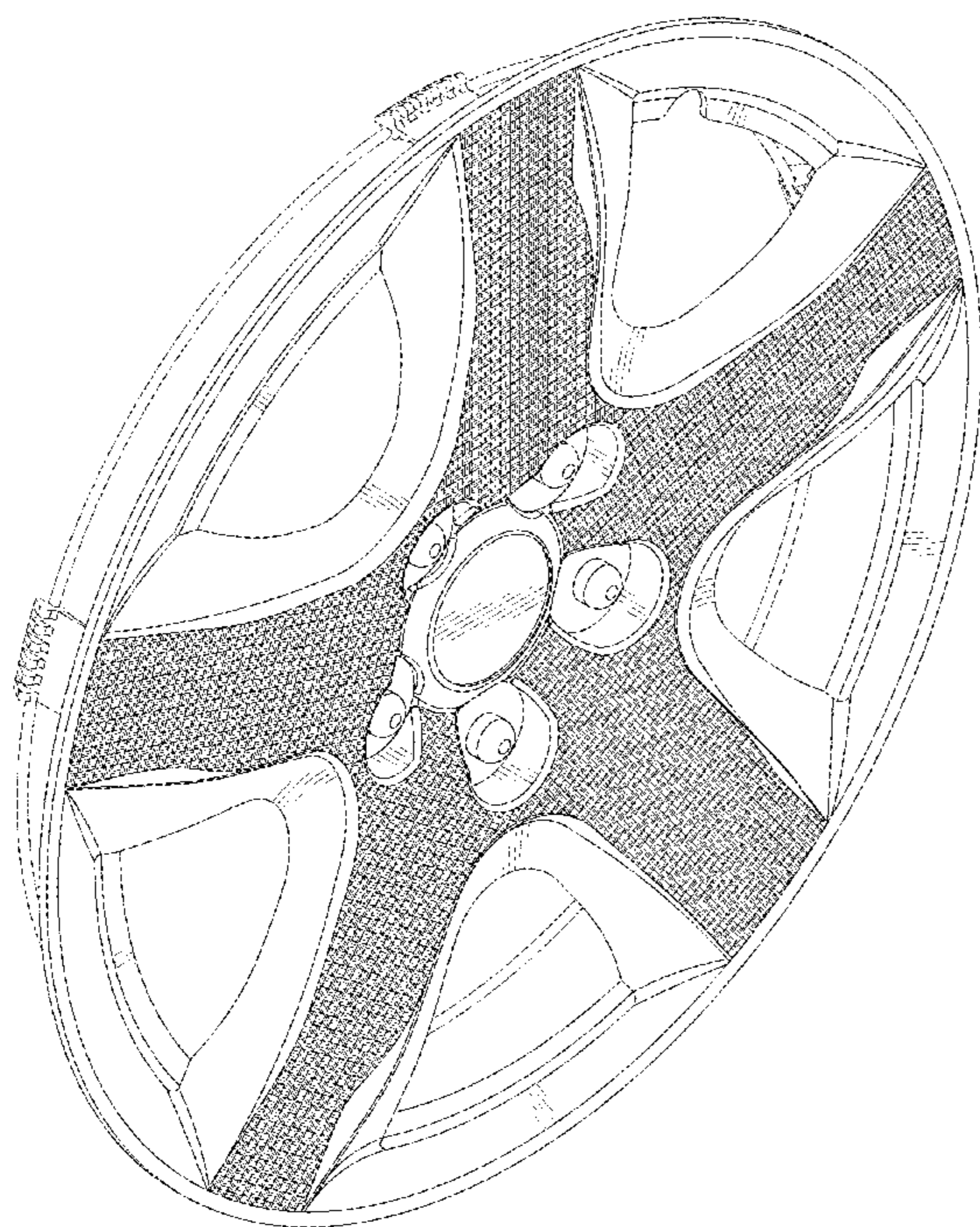
FIG. 1 is a perspective view of a disk wheel cover showing my new design;

FIG. 2 is a front elevational view thereof; and,

FIG. 3 is a partial (elemental) enlarged view thereof.

The broken line showing of the rear portion of the disk wheel cover in FIG. 1 is included for the purpose of illustrating environment and forms no part of the claimed design. The dash dot line on either side of the spoke segment of the disk wheel cover in FIG. 3 is for the purpose of illustrating the boundary of the claimed design and forms no part thereof.

1 Claim, 3 Drawing Sheets



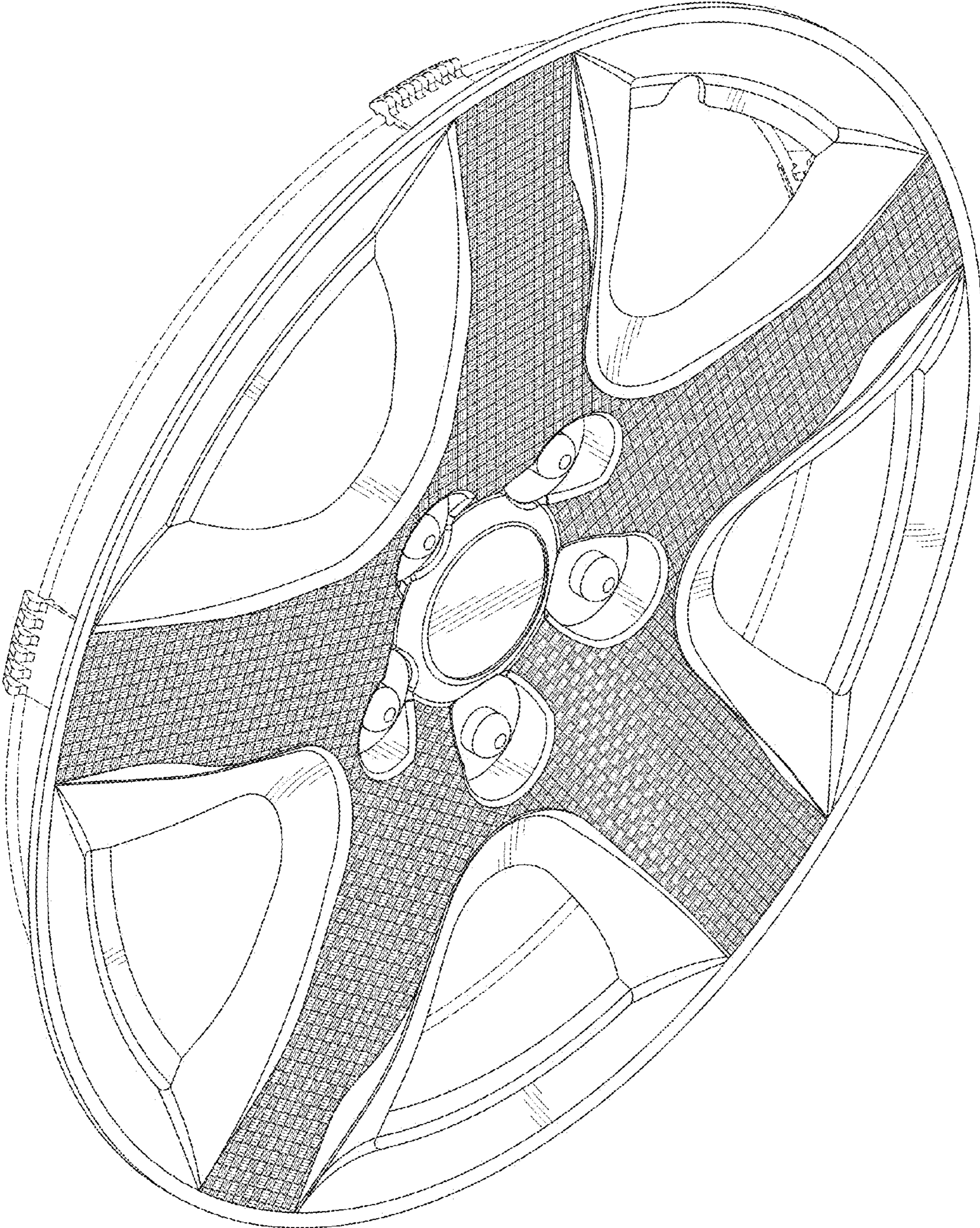


FIG. 1

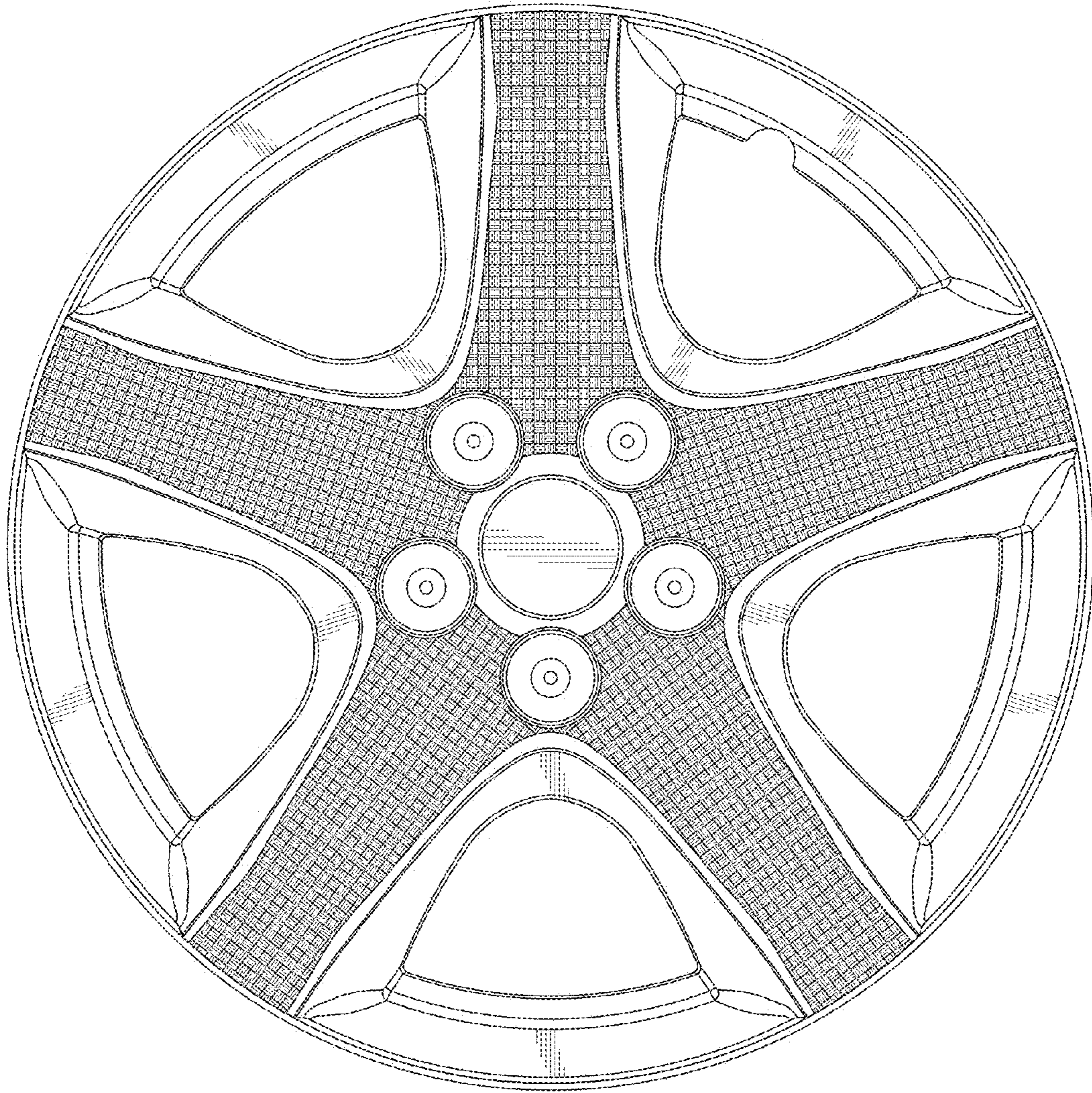


FIG. 2

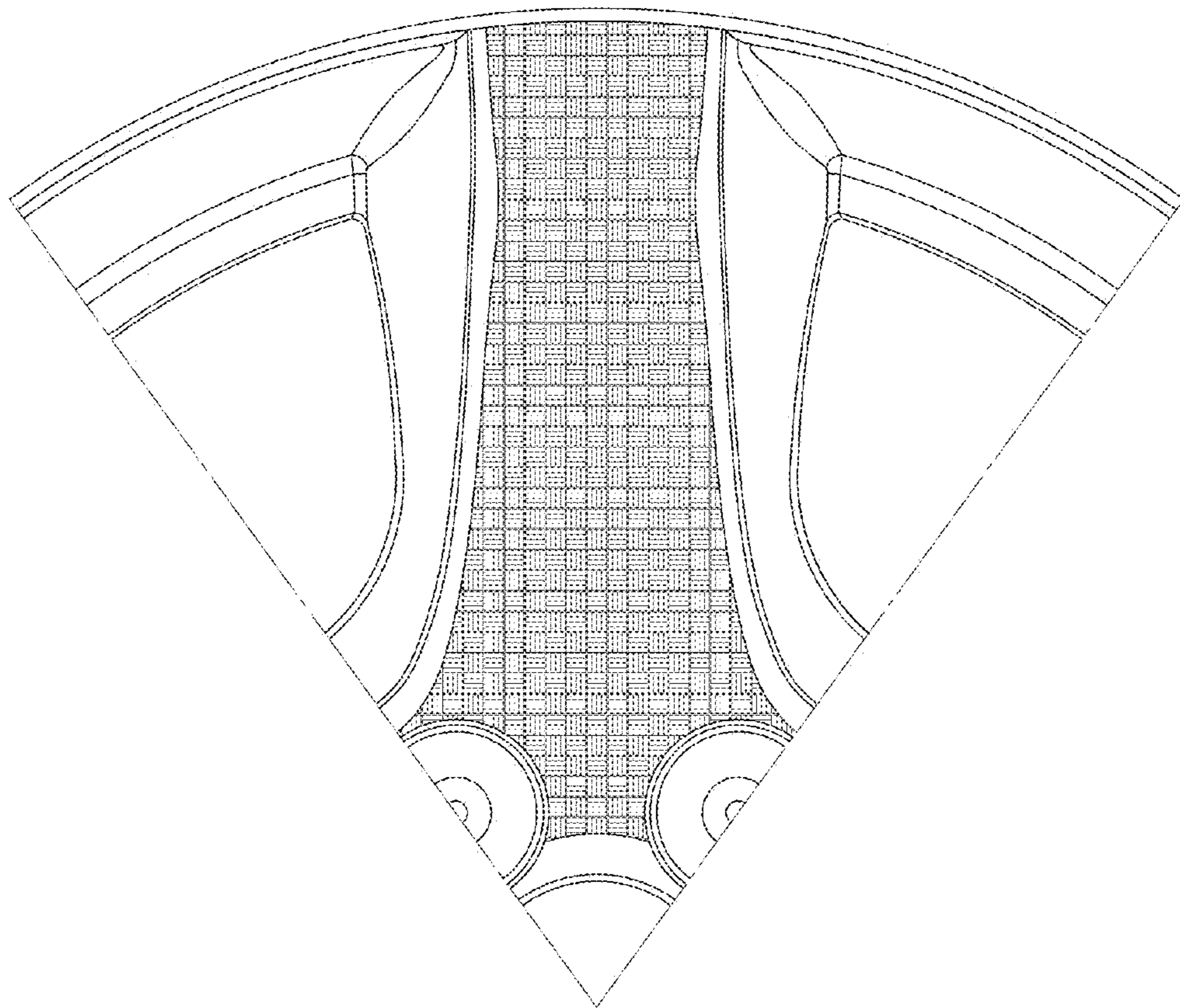


FIG. 3