



US00D683278S

(12) **United States Design Patent**
Fox

(10) **Patent No.:** **US D683,278 S**

(45) **Date of Patent:** **** May 28, 2013**

- (54) **TRAILER HITCH BALL COVER**
- (76) Inventor: **Otis Dale Fox**, Oxford, MS (US)
- (**) Term: **14 Years**
- (21) Appl. No.: **29/385,724**
- (22) Filed: **Feb. 18, 2011**
- (51) **LOC (9) Cl.** **12-16**
- (52) **U.S. Cl.**
USPC **D12/162**
- (58) **Field of Classification Search** D12/204,
D12/400-401, 162; 280/433, 507; 135/88.05;
150/166; D29/102-107
See application file for complete search history.

- D475,328 S 6/2003 Murguia
- D493,751 S 8/2004 Brabant, Sr. et al.
- D519,424 S 4/2006 Fisher
- D526,603 S 8/2006 Gates, II
- D558,101 S 12/2007 Dringenberg
- D574,759 S 8/2008 Thigpen
- D574,760 S 8/2008 Thigpen
- D575,685 S 8/2008 Thigpen

* cited by examiner

Primary Examiner — Michael A Pratt

(74) *Attorney, Agent, or Firm* — Kilpatrick Townsend & Stockton LLP

(57) **CLAIM**

The ornamental design for a trailer hitch ball cover, as shown and described.

(56) **References Cited**

U.S. PATENT DOCUMENTS

4,370,758	A *	2/1983	Mattheis	2/423
D317,890	S	7/1991	Bachmann		
D336,880	S	6/1993	Drummond		
D344,257	S	2/1994	Eppard		
D358,794	S	5/1995	Thigpen		
D359,018	S	6/1995	Thigpen		
D370,836	S *	6/1996	Van Blankenburg	D7/625
D392,926	S	3/1998	Adelaar		
D399,802	S	10/1998	Adelaar		
D401,193	S	11/1998	Julian		
D402,599	S	12/1998	Adelaar		
D409,537	S	5/1999	Adelaar		
D413,291	S	8/1999	Corns, Jr.		
D415,080	S	10/1999	Schultz		
D428,839	S	8/2000	Horowitz		
D429,668	S	8/2000	Julian		
6,102,424	A	8/2000	Cole, Jr. et al.		
D430,520	S	9/2000	Benoun		
D433,358	S	11/2000	McBroom		
D444,111	S	6/2001	Gross		
D456,321	S	4/2002	Sammons et al.		
D462,303	S	9/2002	Swiggart		

DESCRIPTION

FIG. 1 is a perspective view of the trailer hitch ball cover, showing my new design.

FIG. 2 is a front elevation view of the trailer hitch ball cover of FIG. 1.

FIG. 3 is a rear elevation view of the trailer hitch ball cover of FIG. 1.

FIG. 4 is a right side elevation view of the trailer hitch ball cover of FIG. 1.


FIG. 5 is a left side elevation view of the trailer hitch ball cover of FIG. 1.

FIG. 6 is a top plan view of the trailer hitch ball cover of FIG. 1; and,

FIG. 7 is a bottom plan view of the trailer hitch ball cover of FIG. 1.

Portions or features of the trailer hitch ball cover not shown in the drawings form no part of the claimed design. The broken lines in the drawings form no part of the claimed design.

1 Claim, 4 Drawing Sheets






FIG. 1

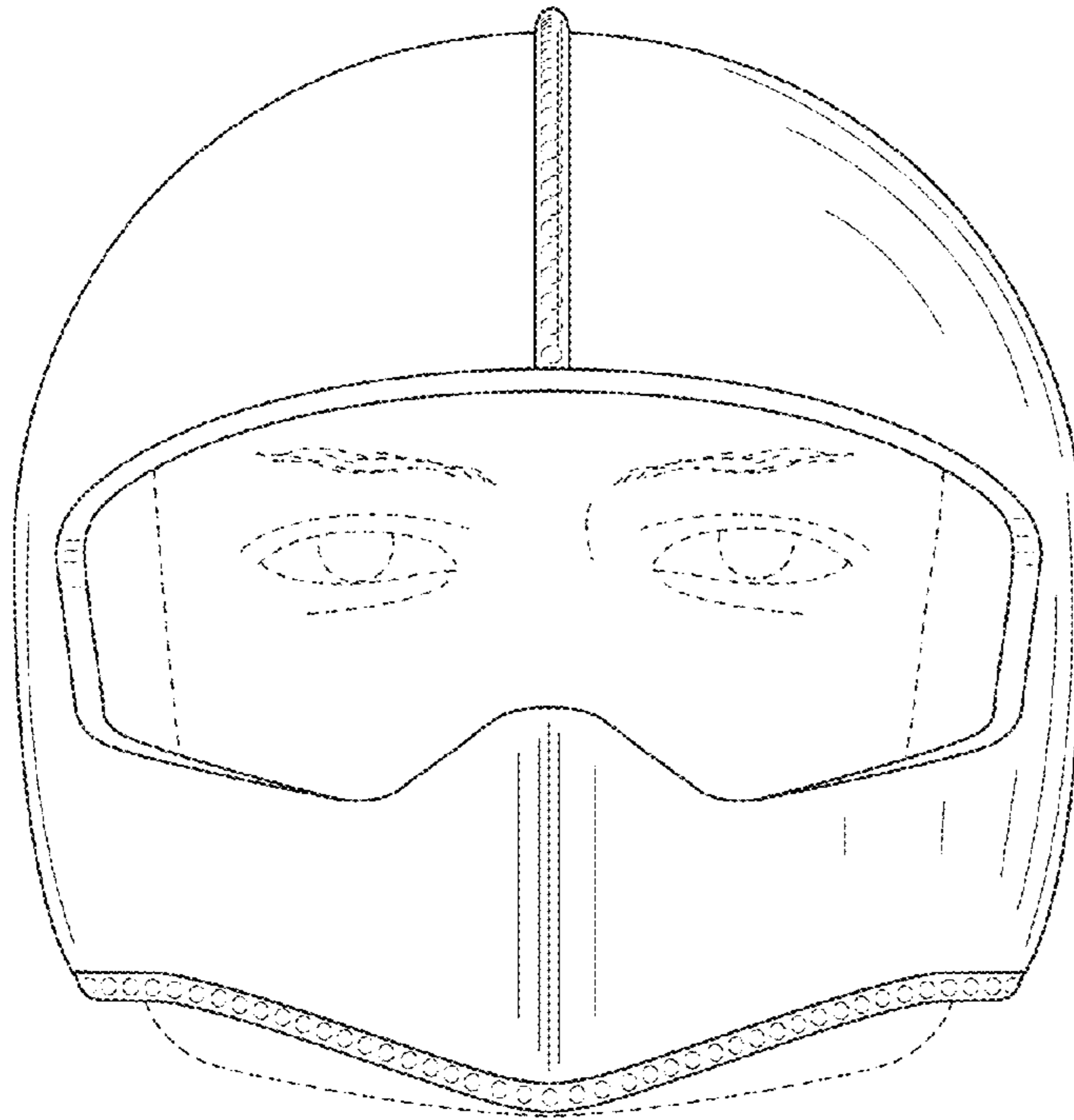


FIG. 2

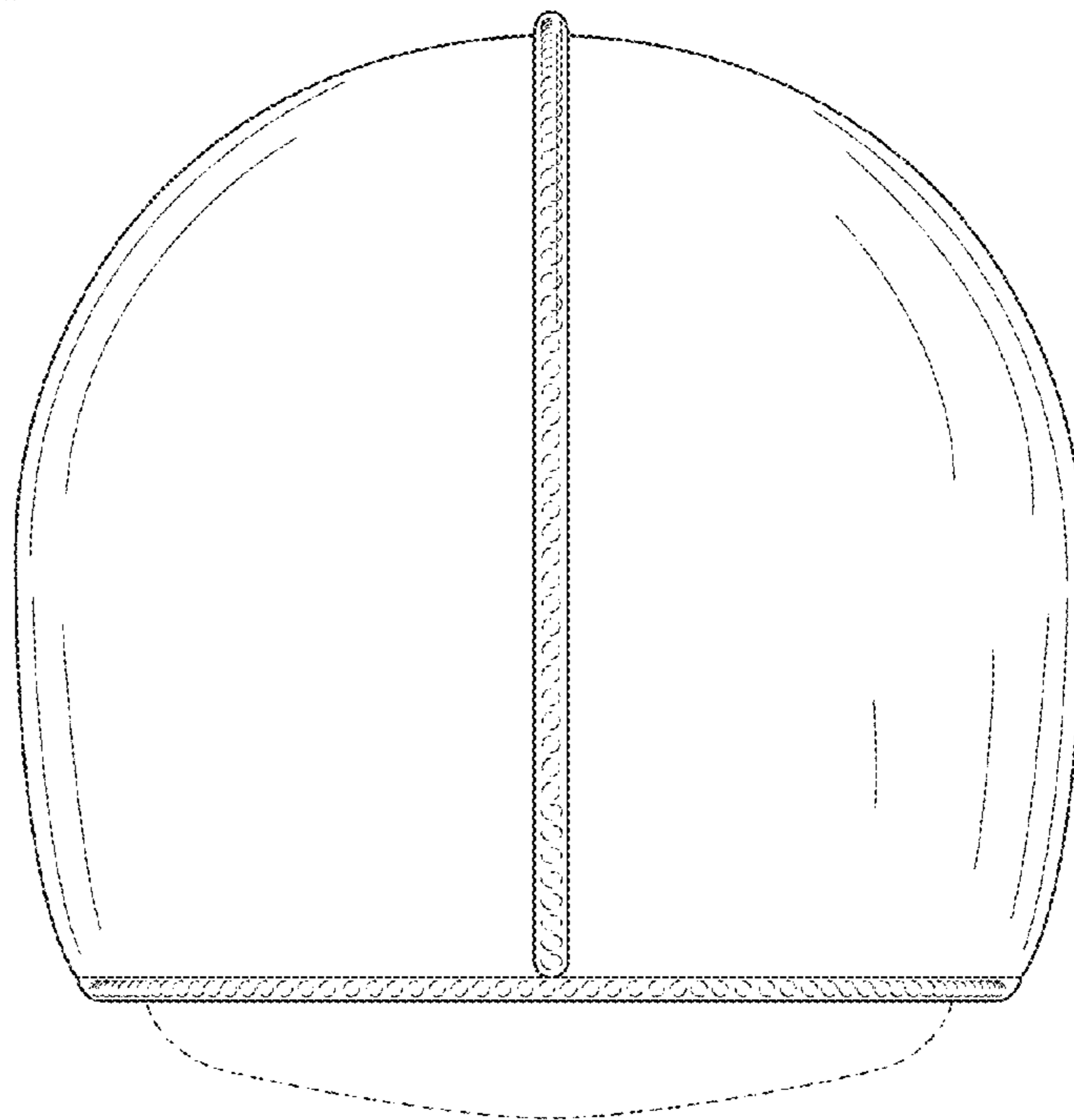


FIG. 3

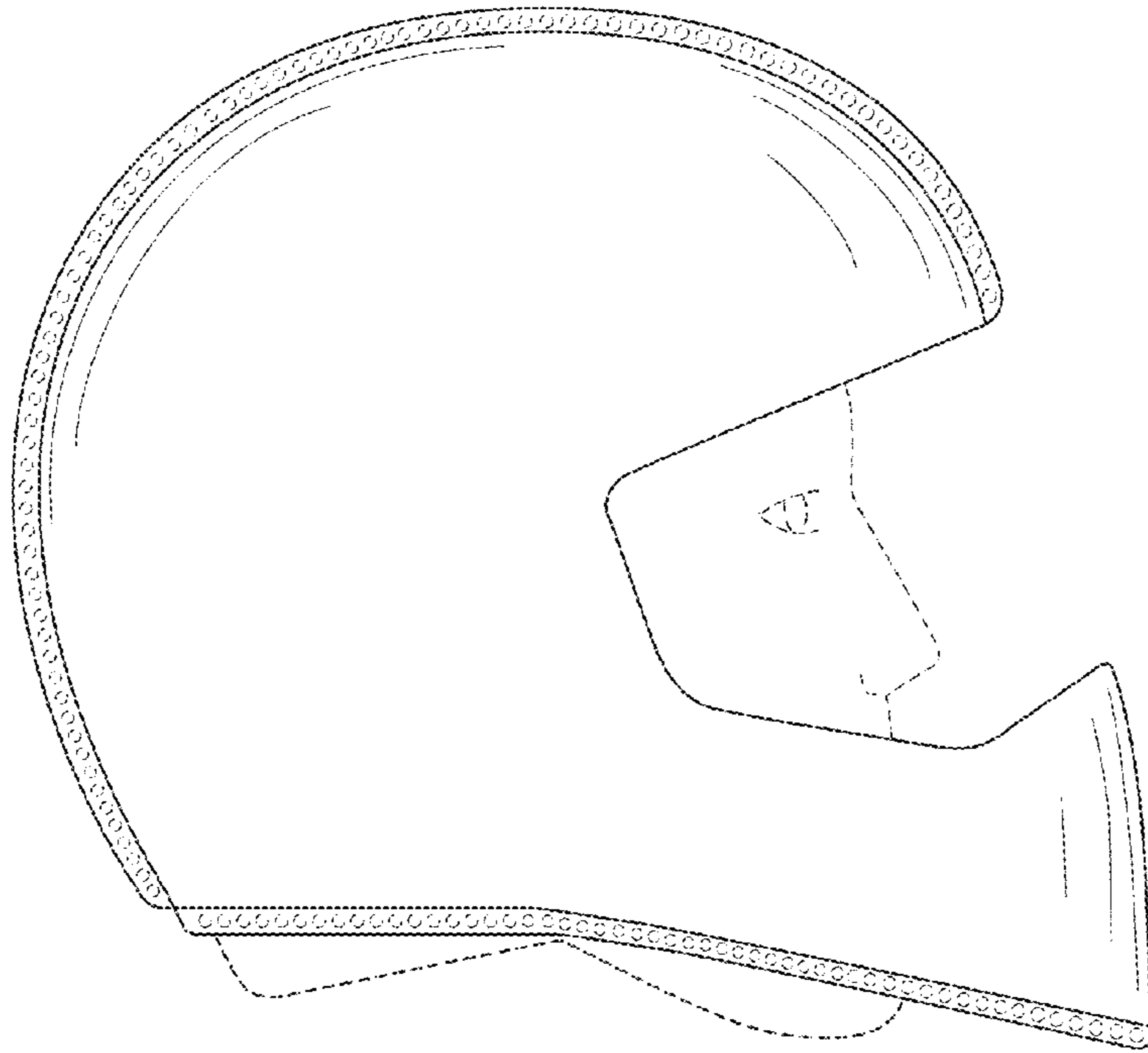


FIG. 4

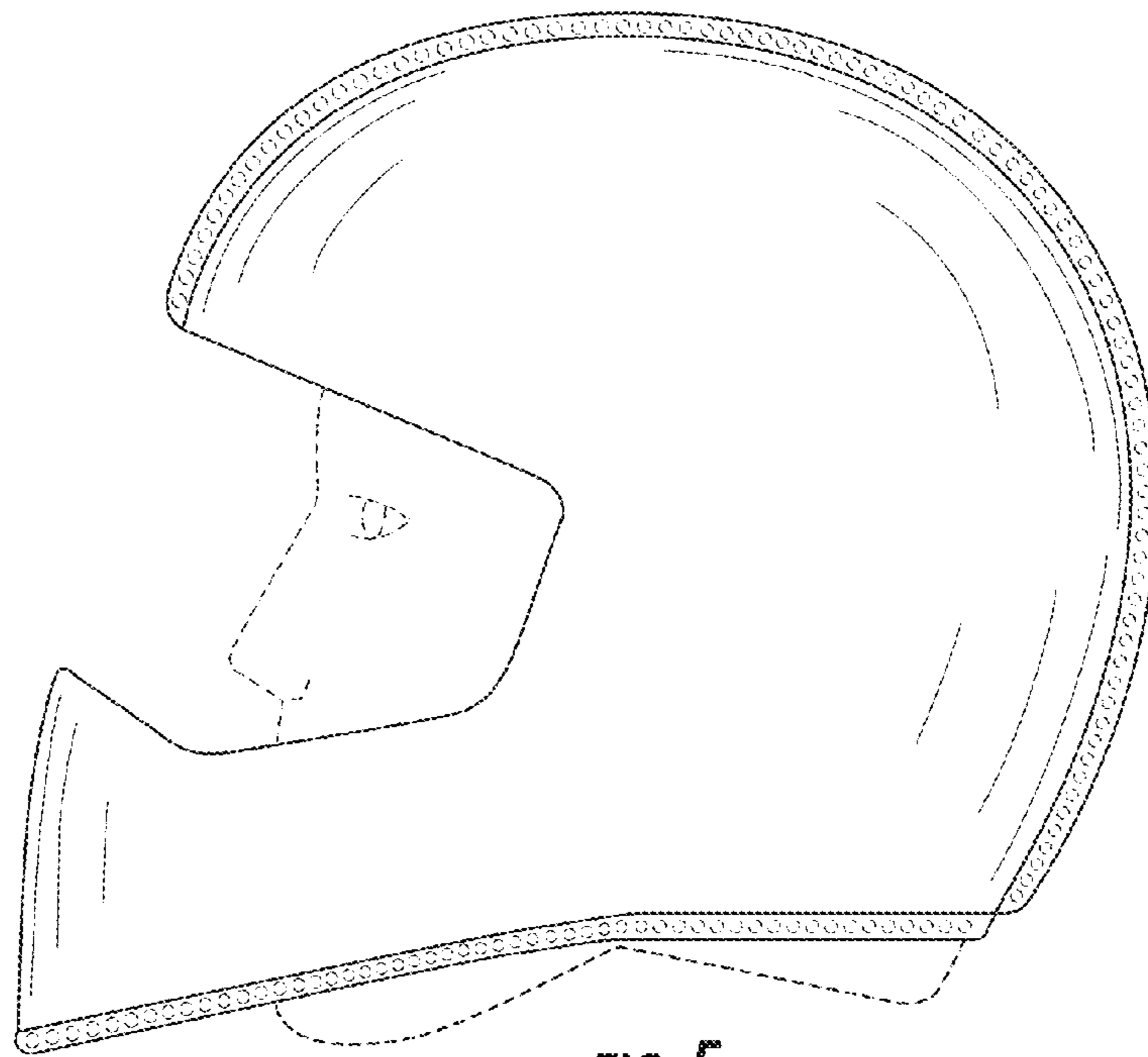


FIG. 5

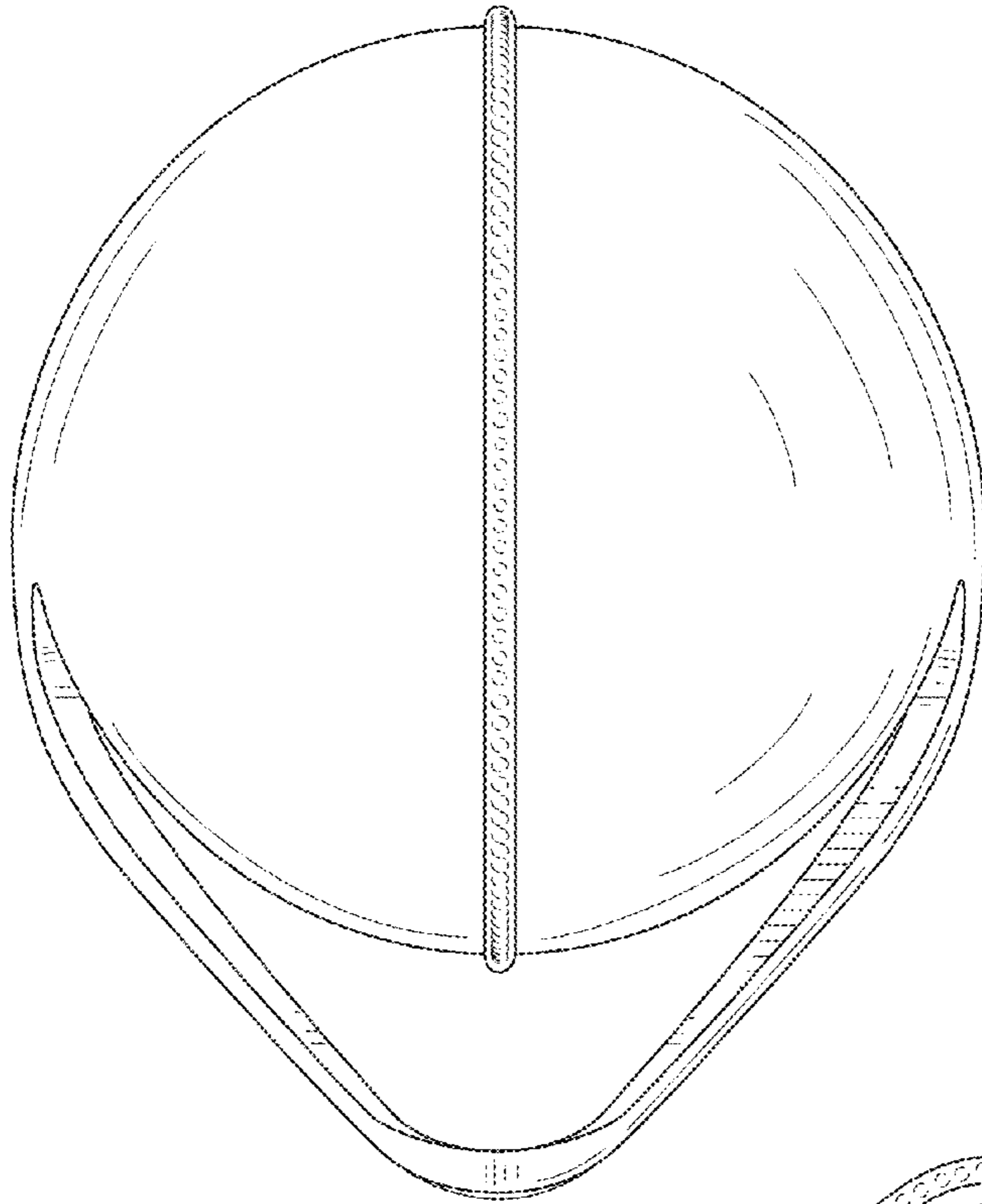


FIG. 6

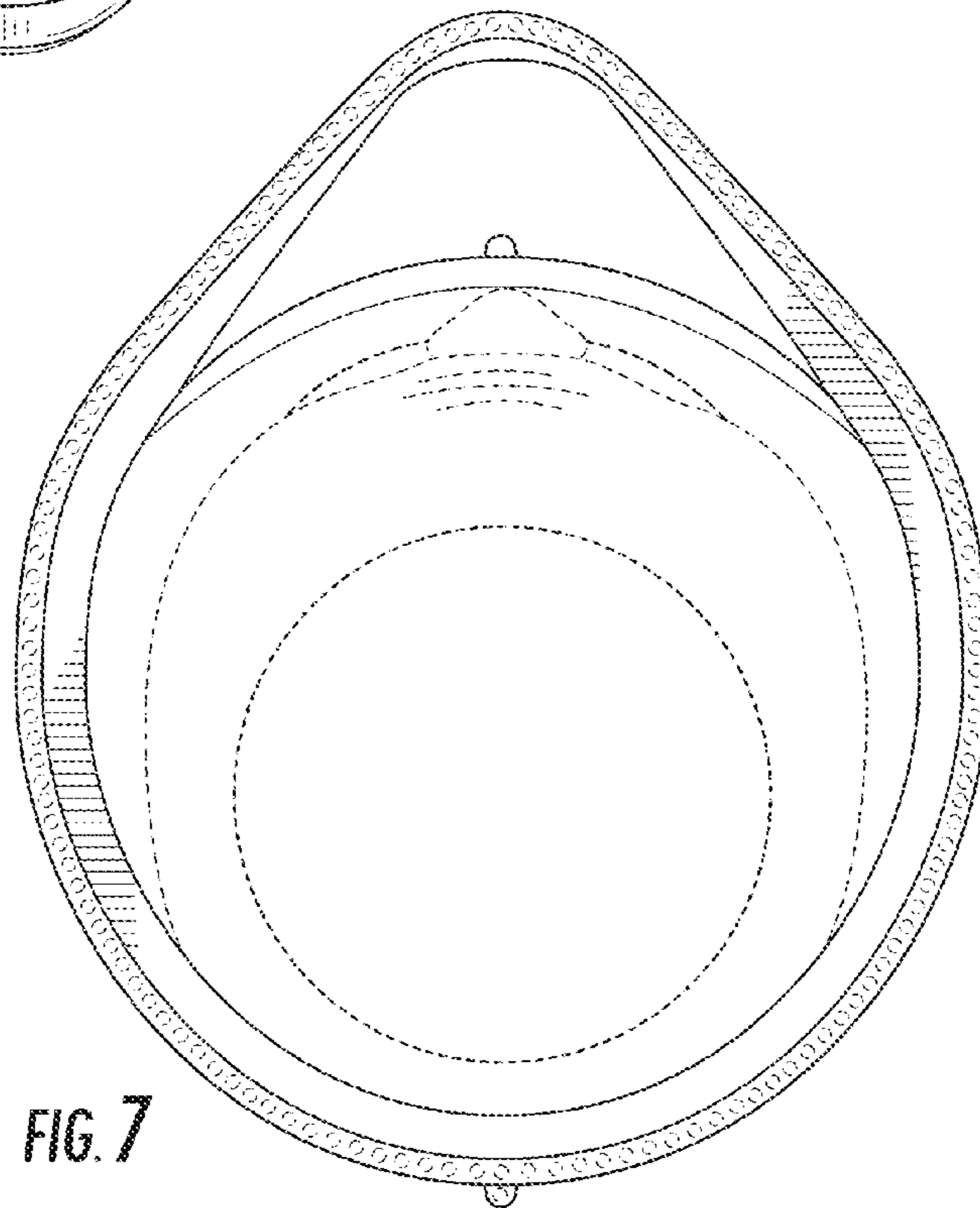


FIG. 7