



US00D683268S

(12) **United States Design Patent**
Musk et al.

(10) **Patent No.:** **US D683,268 S**
(45) **Date of Patent:** **** May 28, 2013**

(54) **VEHICLE**

(75) Inventors: **Elon Reeve Musk**, Los Angeles, CA
(US); **Franz von Holzhausen**, Malibu,
CA (US); **Bernard Lee**, Aliso Viejo, CA
(US); **David Tadashi Imai**, Los Angeles,
CA (US)

(73) Assignee: **Tesla Motors, Inc.**, Palo Alto, CA (US)

(**) Term: **14 Years**

(21) Appl. No.: **29/412,833**

(22) Filed: **Feb. 8, 2012**

(51) **LOC (9) Cl.** **12-08**

(52) **U.S. Cl.**
USPC **D12/92**

(58) **Field of Classification Search**
USPC D12/86, 90-92; D21/424, 433, 434;
296/181.1, 181.5

See application file for complete search history.

(56) **References Cited**

U.S. PATENT DOCUMENTS

D629,718 S * 12/2010 Reichman et al. D12/92
D635,059 S * 3/2011 Futschik et al. D12/92
D676,789 S * 2/2013 Song et al. D12/92

* cited by examiner

Primary Examiner — Melody Brown

(74) *Attorney, Agent, or Firm* — Patent Law Office of David
G. Beck


(57) **CLAIM**

The ornamental design for a vehicle, as shown and described.

DESCRIPTION

FIG. 1 is a front and side perspective view of an automobile
and/or toy replica thereof showing our new design;
FIG. 2 is a rear and side view thereof;
FIG. 3 is a side elevational view thereof;
FIG. 4 is an opposite side elevational view thereof;
FIG. 5 is a front elevational view thereof;
FIG. 6 is a rear elevational view thereof; and,
FIG. 7 is a top plan view thereof.
The broken lines are for illustrative purposes and form no part
of the claimed design.

1 Claim, 7 Drawing Sheets






FIG. 1

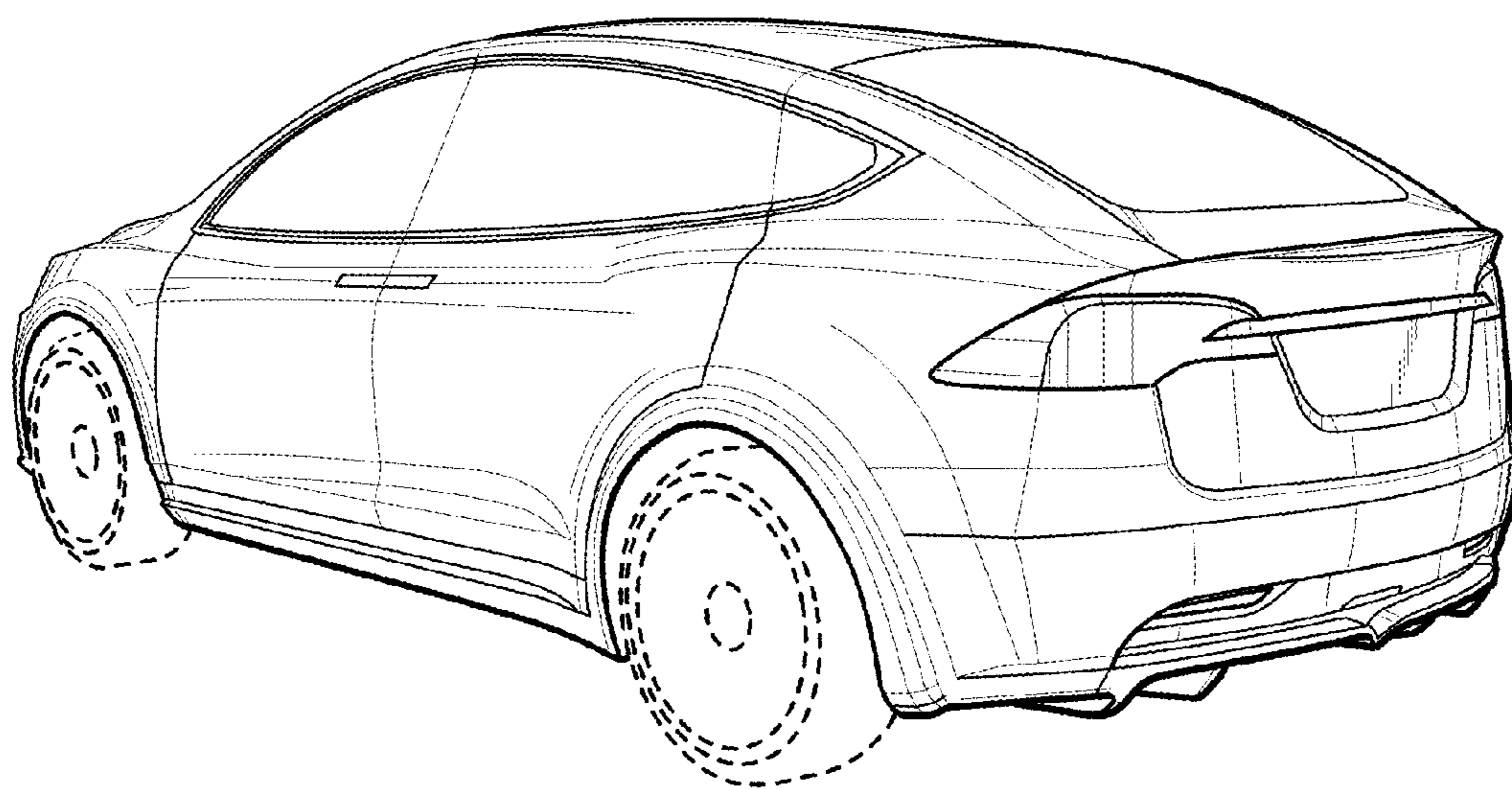


FIG. 2

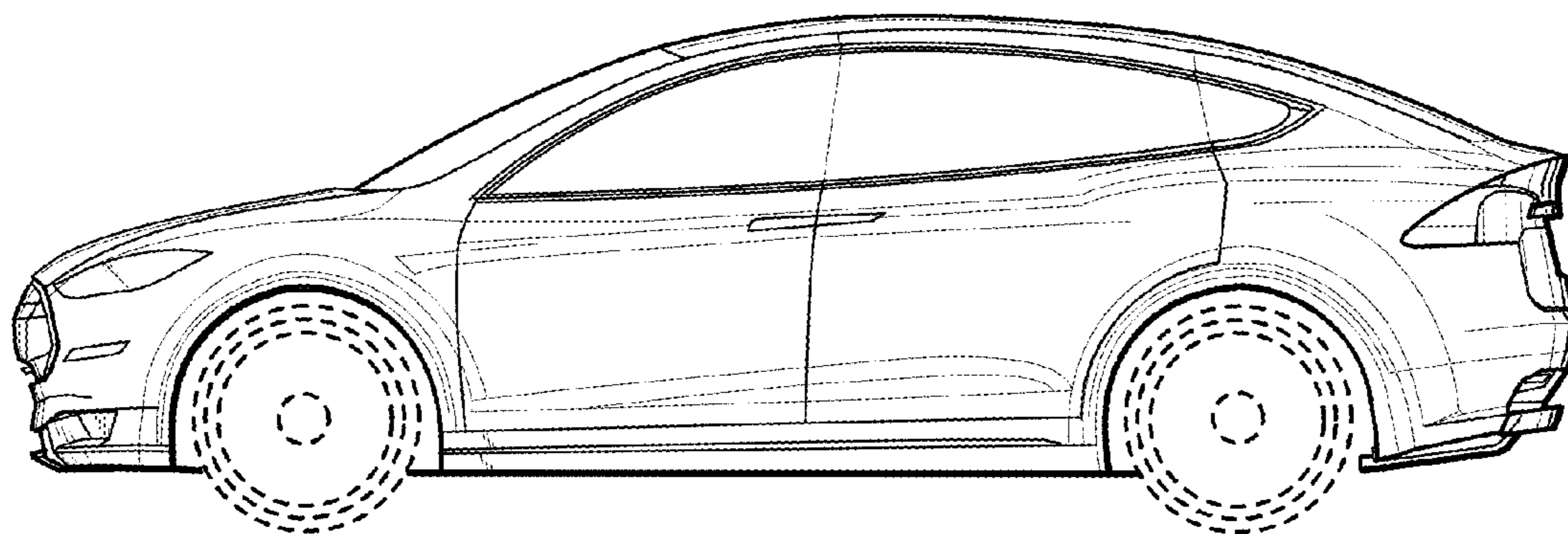


FIG. 3

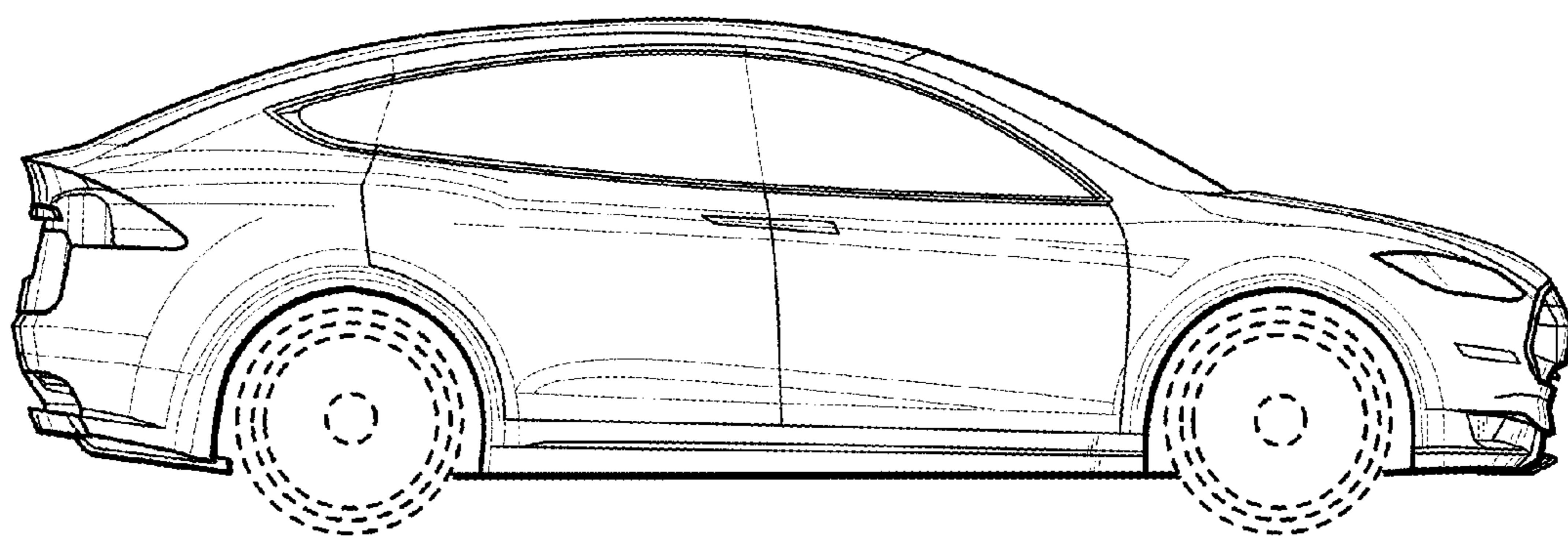


FIG. 4




FIG. 5




FIG. 6

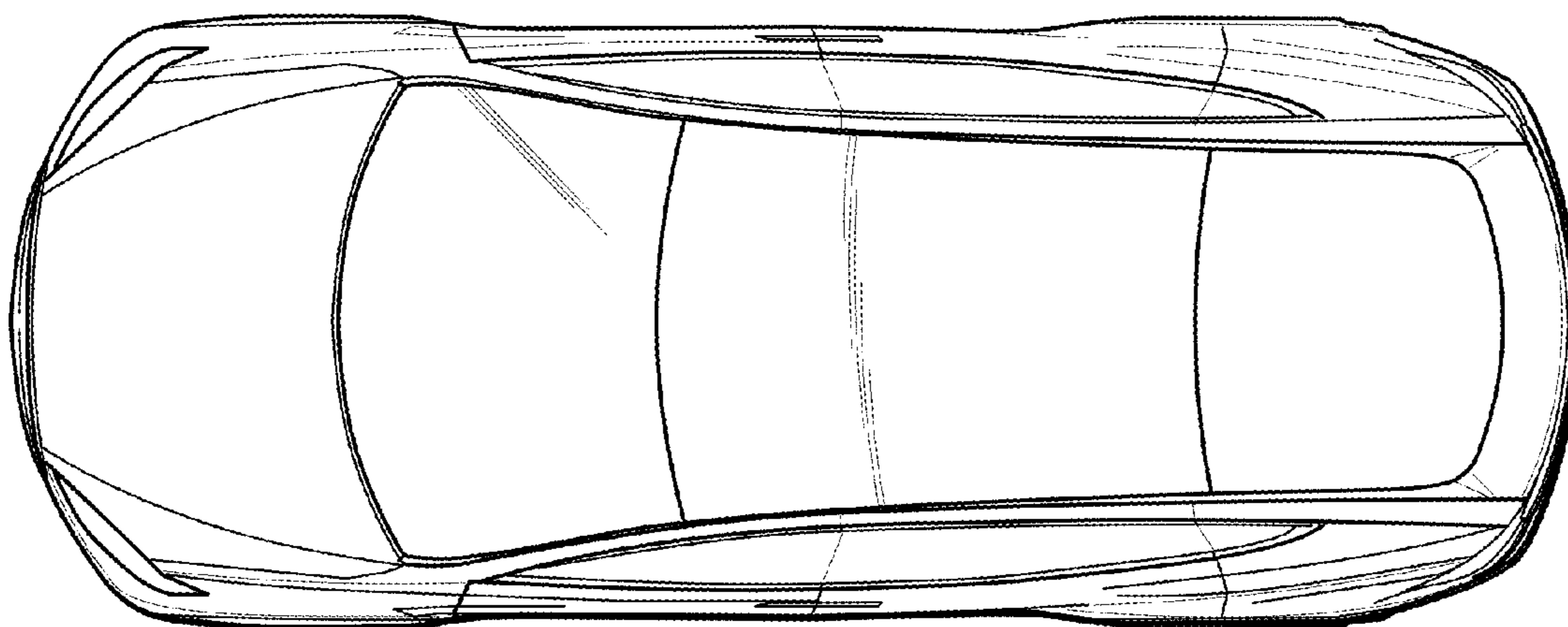


FIG. 7