



US00D683262S

(12) **United States Design Patent**
Fitzpatrick et al.

(10) **Patent No.:** **US D683,262 S**

(45) **Date of Patent:** **** May 28, 2013**

(54) **MS3 D-RING**

(75) Inventors: **Richard Fitzpatrick**, Longmont, CO (US); **Michael T. Mayberry**, Denver, CO (US); **Nick Kielsmeier**, Thornton, CO (US); **Sean William Flickinger**, Lakewood, CO (US)

(73) Assignee: **Magpul Industries Corporation**, Erie, CO (US)

(**) Term: **14 Years**

(21) Appl. No.: **29/400,245**

(22) Filed: **Aug. 25, 2011**

(51) **LOC (9) Cl.** **02-07**

(52) **U.S. Cl.**
USPC **D11/218**

(58) **Field of Classification Search** D11/1-2,
D11/200-201, 206-210, 214-218; 24/163 R,
24/169-171, 173, 177-179, 191, 194-195,
24/197, 200, 614-616, 625; D8/367
See application file for complete search history.

(56) **References Cited**

U.S. PATENT DOCUMENTS

2,723,430 A 11/1955 Gaston
D364,126 S * 11/1995 Ochiai et al. D11/218
D435,807 S * 1/2001 Anscher D11/200

6,305,535 B1 10/2001 Fair
D579,820 S * 11/2008 Brown D11/231
D619,928 S * 7/2010 Bodino et al. D11/231
D636,835 S 4/2011 Fitzpatrick et al.
2009/0140019 A1 6/2009 Martinich

* cited by examiner

Primary Examiner — Ralf Seifert

(74) *Attorney, Agent, or Firm* — Swanson & Bratschun, L.L.C.

(57) **CLAIM**

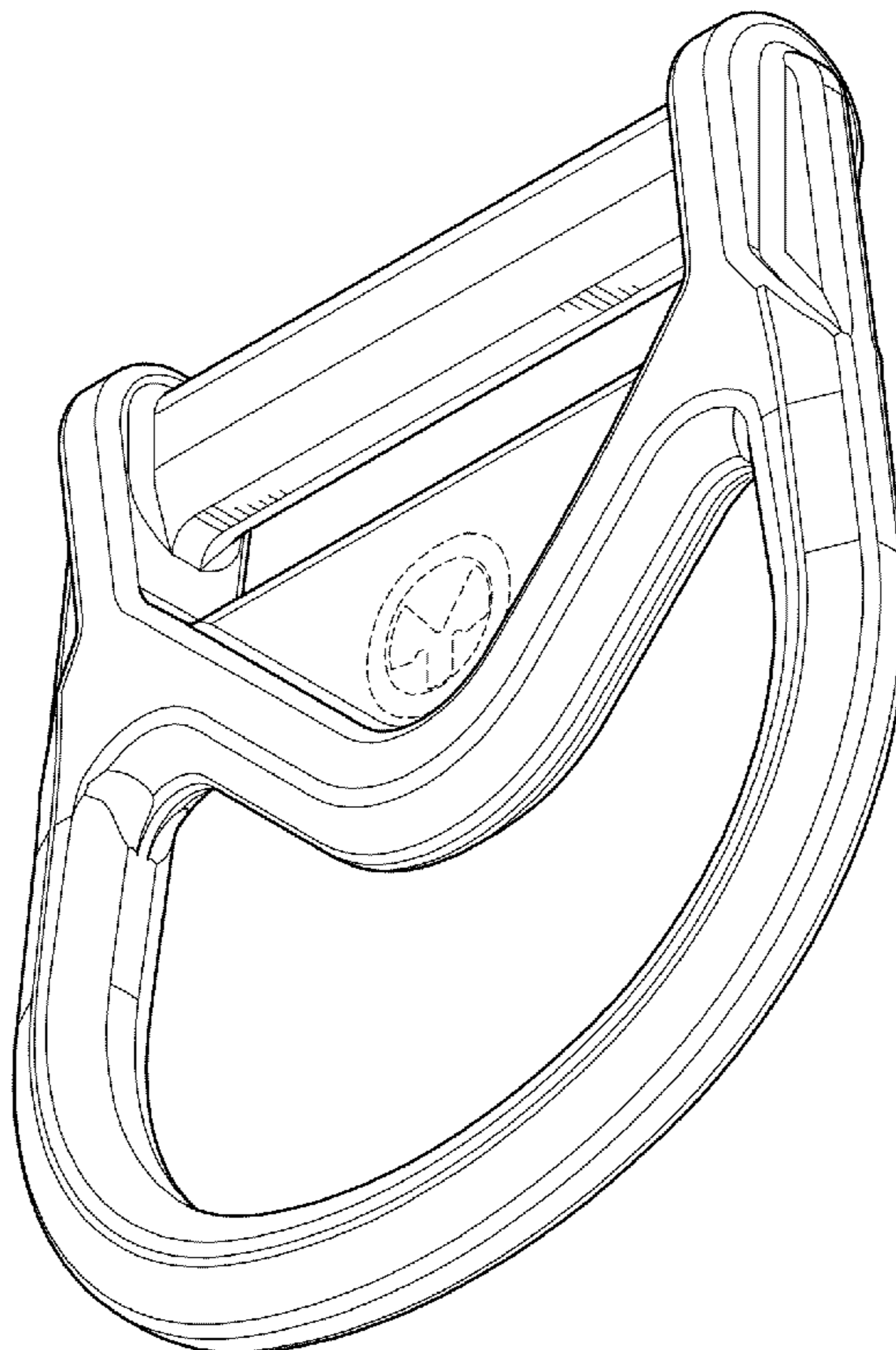
The ornamental design for a MS3 D-ring, as shown and described.

DESCRIPTION

FIG. 1 is a top, left, front perspective view of a MS3 D-ring showing my new design;
FIG. 2 is a top plan view of the MS3 D-ring of FIG. 1;
FIG. 3 is a bottom plan view of the MS3 D-ring of FIG. 1;
FIG. 4 is a front elevation view of the MS3 D-ring of FIG. 1;
FIG. 5 is a rear elevation view of the MS3 D-ring of FIG. 1;
FIG. 6 is a left side elevation view of the MS3 D-ring of FIG. 1, the right side being a mirror image thereof; and,
FIG. 7 is a bottom, left, rear view of the MS3 D-ring of FIG. 1.

The broken lines showing portions of the design in all figures is included for the purpose of illustrating environment and unclaimed features and forms not part of the claimed design.

1 Claim, 5 Drawing Sheets



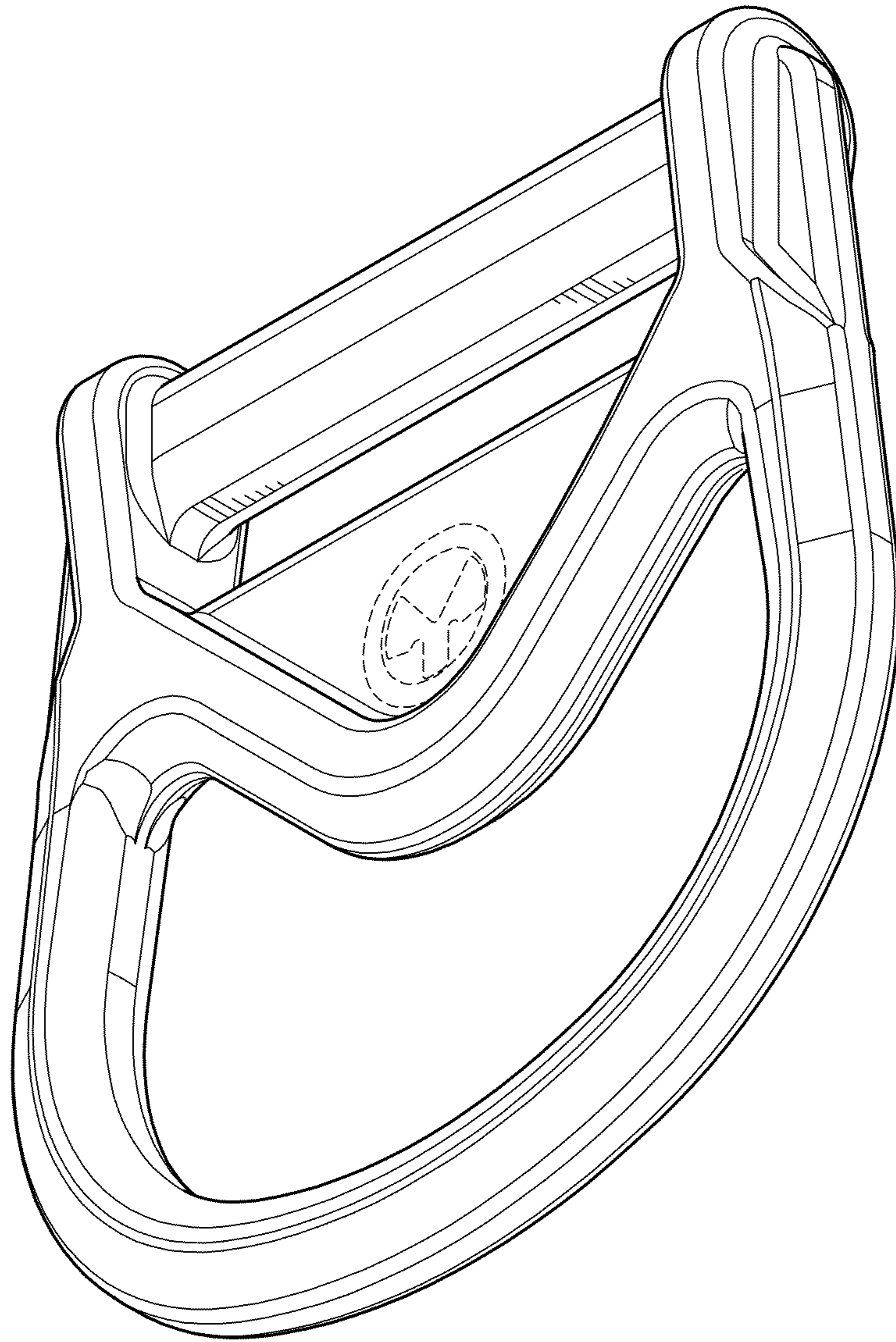


FIG. 1

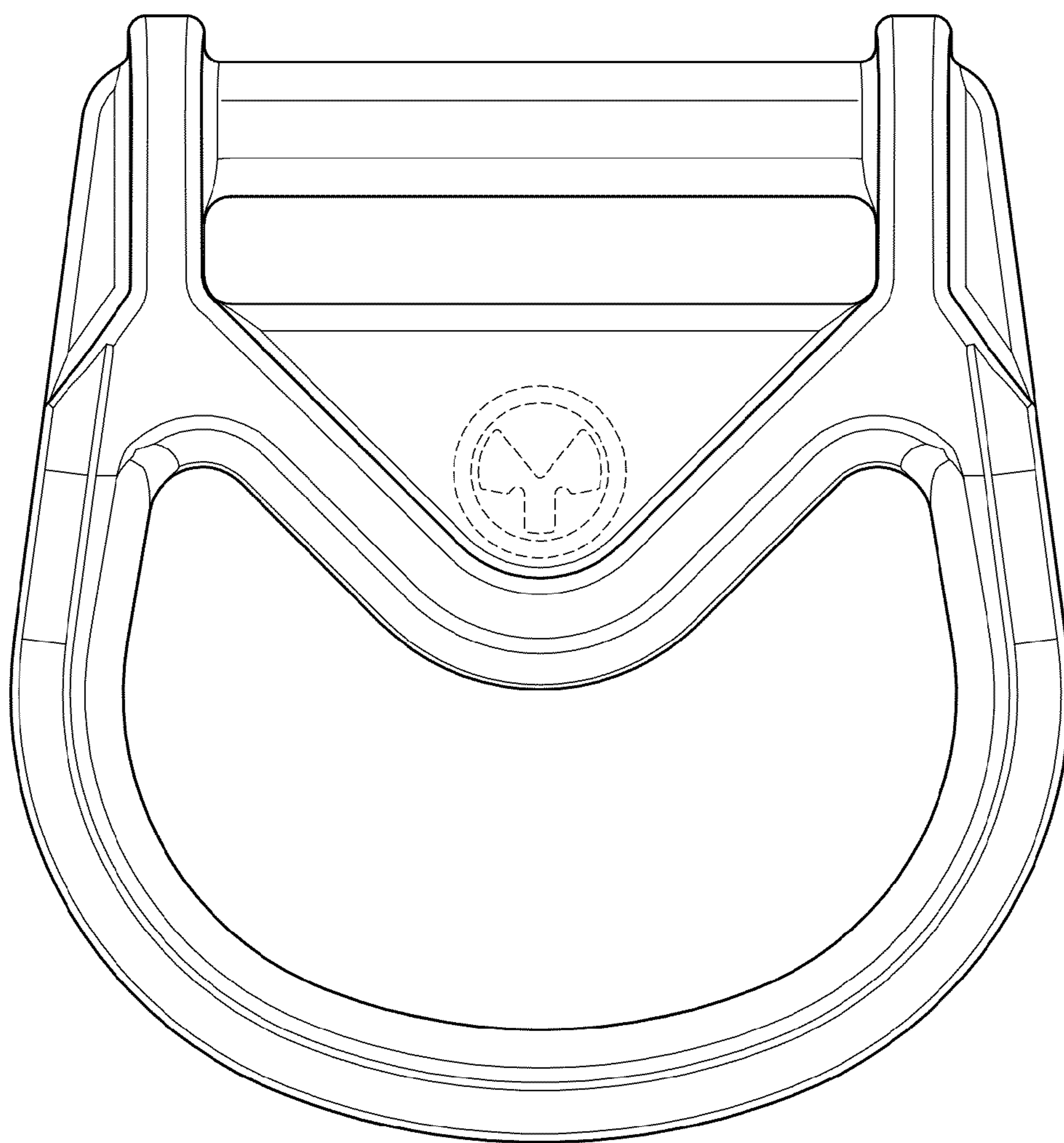


FIG. 2

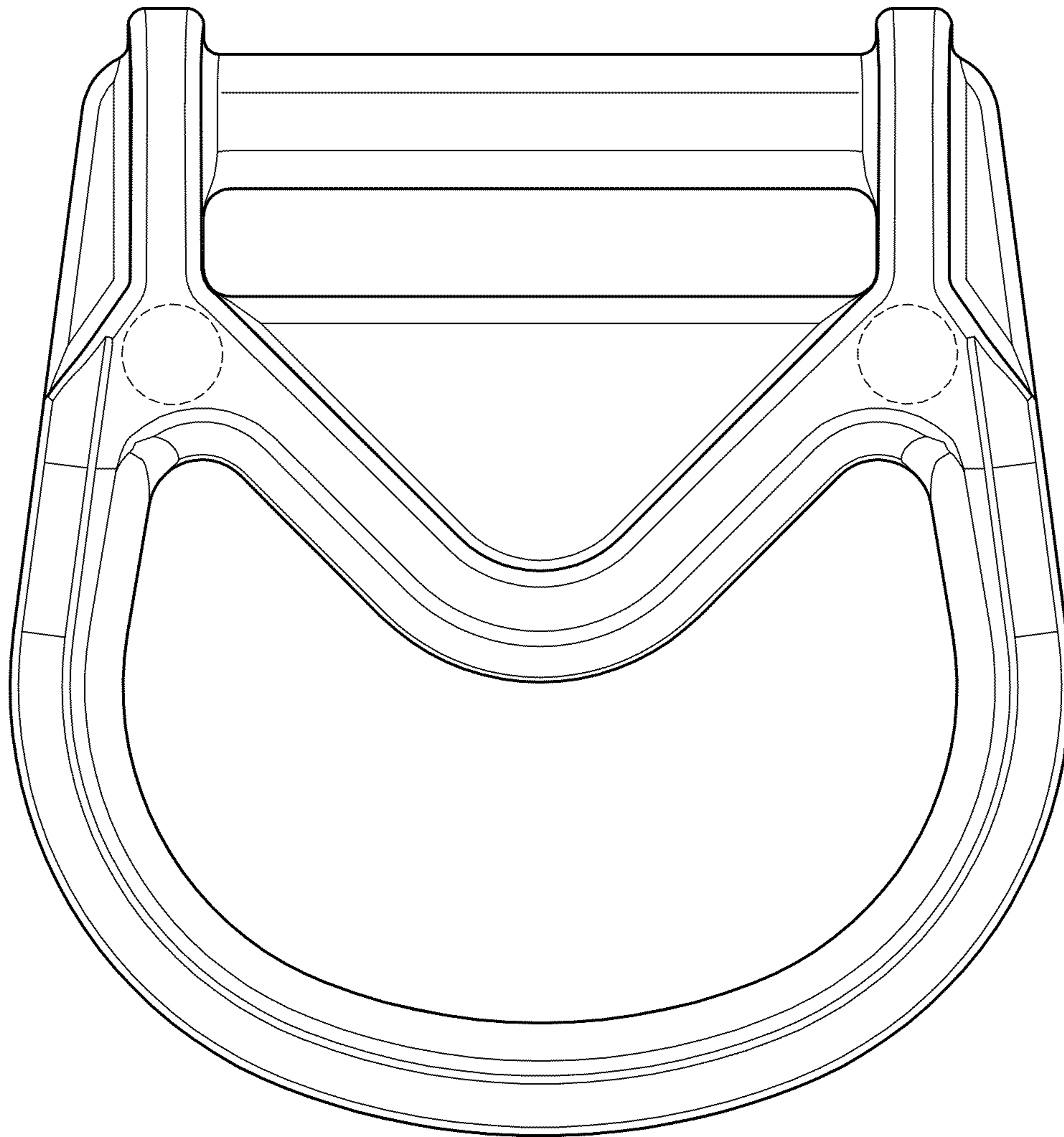


FIG. 3



FIG. 4




FIG. 5

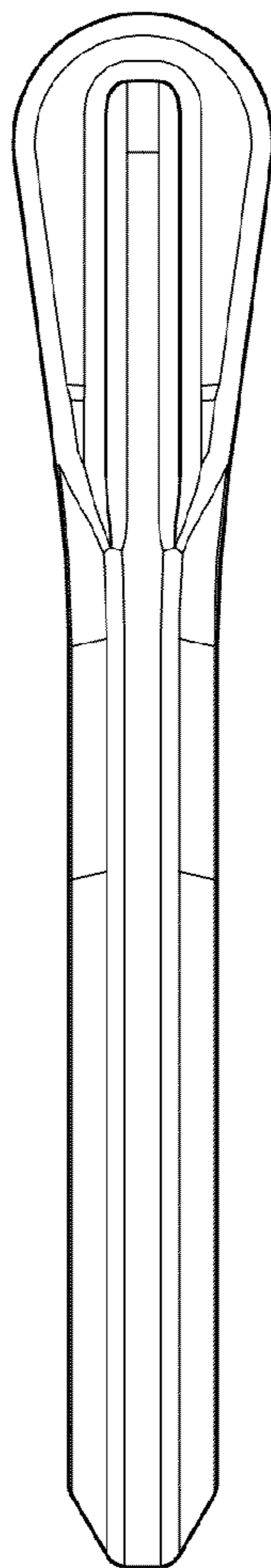


FIG. 6

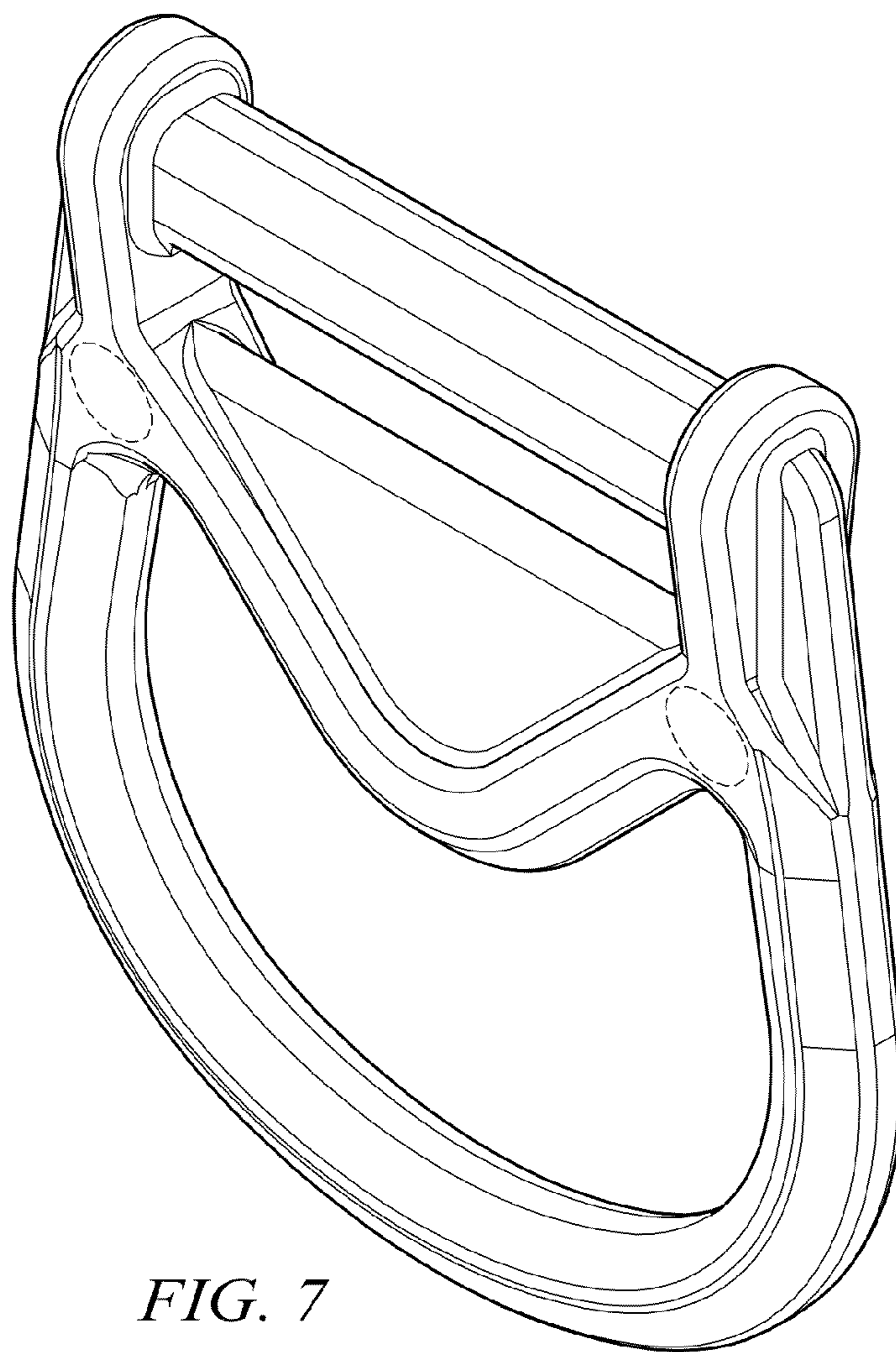


FIG. 7