



US00D683257S

(12) **United States Design Patent**
Otte

(10) **Patent No.:** **US D683,257 S**

(45) **Date of Patent:** **** May 28, 2013**

(54) **ORNAMENT**

(71) Applicant: **Dieter Otte**, Sedona, AZ (US)

(72) Inventor: **Dieter Otte**, Sedona, AZ (US)

(**) Term: **14 Years**

(21) Appl. No.: **29/442,126**

(22) Filed: **Dec. 13, 2012**

(51) **LOC (9) Cl.** **11-05**

(52) **U.S. Cl.**
USPC **D11/121**

(58) **Field of Classification Search** D11/117,
D11/121, 124, 125, 130, 131, 132, 133, 142,
D11/157, 178, 70; 428/7, 8, 9, 11, 12
See application file for complete search history.

(56) **References Cited**

U.S. PATENT DOCUMENTS

D33,074 S	8/1900	Verbeek	
2,183,326 A	12/1939	Thaeler	
D153,642 S *	5/1949	Silverman	D11/124
D157,156 S *	2/1950	Janowitz	D11/121
D178,826 S *	9/1956	Burnbaum	D11/124
2,794,284 A *	6/1957	Burnbaum	428/8
2,922,330 A *	1/1960	Chuy	84/103
D189,644 S *	1/1961	Gatti	D11/121
D232,366 S *	8/1974	Goonen	D11/124
D295,731 S *	5/1988	Mancel	D11/184
D321,671 S *	11/1991	Goonen	D11/117
D365,295 S *	12/1995	Kandampully	D11/117
D365,296 S *	12/1995	Kandampully	D11/117
D365,298 S *	12/1995	Dixon	D11/121
D390,807 S *	2/1998	Otto	D11/121

D407,038 S *	3/1999	Atilano	D11/124
D407,039 S *	3/1999	Openiano	D11/125
D466,047 S *	11/2002	Manrique	D11/117
D556,085 S *	11/2007	Heifetz	D11/121

* cited by examiner

Primary Examiner — Elizabeth J Oswecki

(74) *Attorney, Agent, or Firm* — Woods Oviatt Gilman LLP

(57) **CLAIM**

The ornamental design for an ornament, as shown and described.

DESCRIPTION

The patent or application file contains at least one drawing executed in color. Copies of this patent or patent application publication with color drawing(s) will be provided by the Office upon request and payment of the necessary fee.

FIG. 1 is a bottom perspective view of an ornament showing my new design;

FIG. 2 is a top view thereof;


FIG. 3 is a bottom view thereof;

FIG. 4 is a right side view thereof, with the left side being a mirror image; and,

FIG. 5 is a front view thereof, with the back view being a mirror image.

The portions of the drawings shown in broken lines represent environmental structure and form no part of the claimed design.

1 Claim, 3 Drawing Sheets
(3 of 3 Drawing Sheet(s) Filed in Color)






FIG. 1.



FIG. 2.

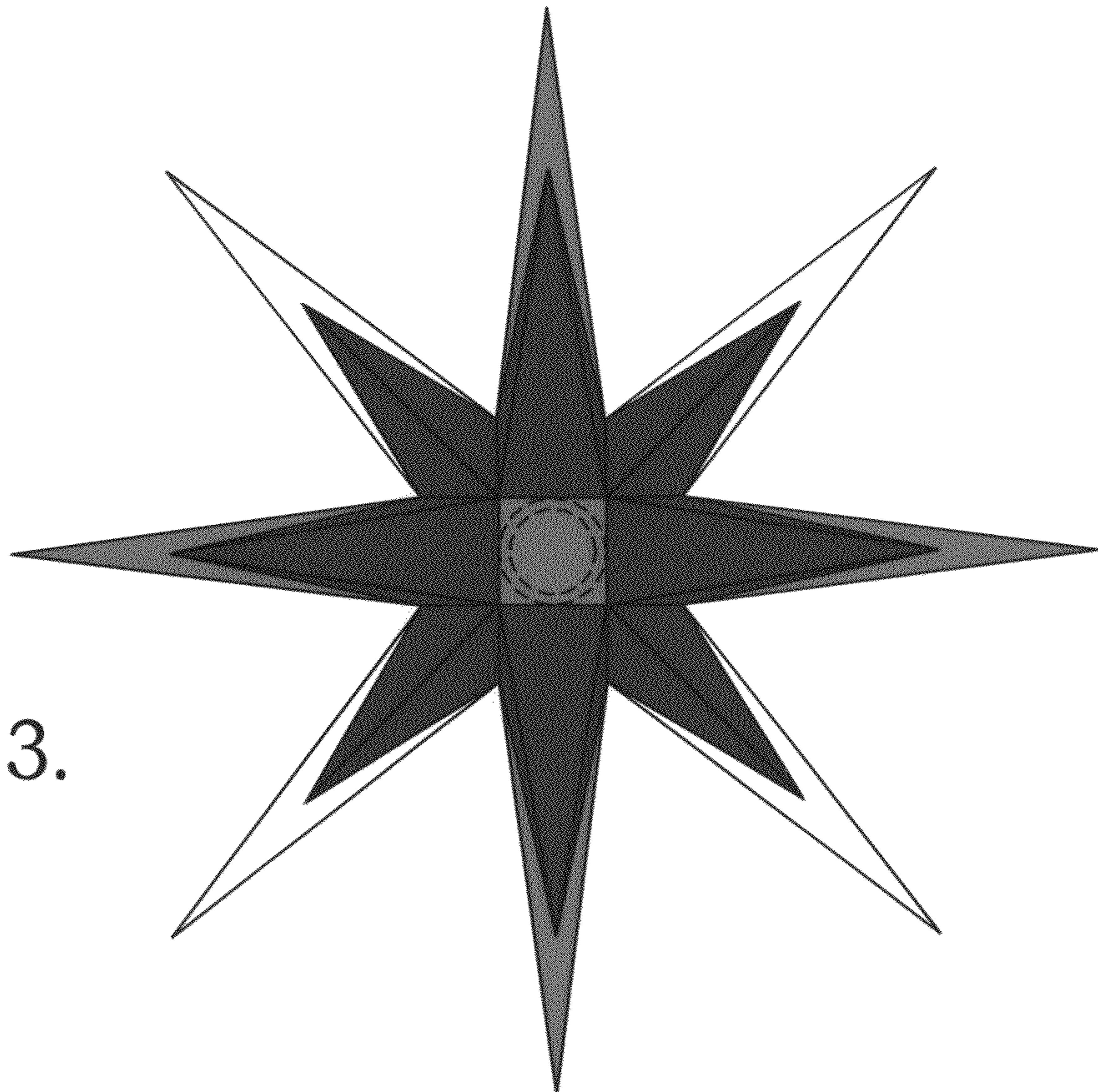


FIG. 3.




FIG. 4.




FIG. 5.