



US00D683218S

(12) **United States Design Patent**
Thompson et al.

(10) **Patent No.:** **US D683,218 S**
(45) **Date of Patent:** **** May 28, 2013**

- (54) **CARTON**
- (71) Applicant: **The Procter & Gamble Company**,
Cincinnati, OH (US)
- (72) Inventors: **Michelle Christine Thompson**,
Montgomery, OH (US); **Jamey Nathan Wagner**,
West Chester, OH (US); **Brandy Nicole Lockaby**,
Cincinnati, OH (US)
- (73) Assignee: **The Procter & Gamble Company**,
Cincinnati, OH (US)

D430,026 S	8/2000	Johansson et al.	
D543,110 S *	5/2007	Harada et al.	D9/457
D586,210 S *	2/2009	Noschang et al.	D9/434
D625,182 S *	10/2010	Kerr et al.	D9/432
D635,017 S	3/2011	Kerr et al.	
D650,273 S *	12/2011	Tekulve et al.	D9/432
D651,512 S *	1/2012	Eaton et al.	D9/435
D656,396 S	3/2012	Palmieri et al.	
D656,826 S *	4/2012	Bohache et al.	D9/516
D659,012 S	5/2012	Subler	
D660,145 S *	5/2012	Tekulve et al.	D9/432
D665,257 S *	8/2012	Slayton et al.	D9/432
D666,091 S	8/2012	Klopp et al.	

(Continued)

- (**) Term: **14 Years**
- (21) Appl. No.: **29/441,275**
- (22) Filed: **Jan. 3, 2013**

Related U.S. Application Data

- (62) Division of application No. 29/404,831, filed on Oct. 26, 2011.
- (51) **LOC (9) Cl.** **09-07**
- (52) **U.S. Cl.**
USPC **D9/434; D9/432**
- (58) **Field of Classification Search** D9/667,
D9/451, 434, 432, 430, 425, 424, 423, 414; D5/63;
229/922, 905, 903, 901, 87.18, 406, 116.5,
229/116.1, 100
See application file for complete search history.

(56) **References Cited**

U.S. PATENT DOCUMENTS

D259,860 S	7/1981	Grodin
D279,262 S	6/1985	Mansau

OTHER PUBLICATIONS

U.S. Appl. No. 29/441,249, filed Jan. 3, 2013, Thompson, et al.

(Continued)

Primary Examiner — Susan Bennett Hattan

(74) *Attorney, Agent, or Firm* — Peter D. Meyer

(57) **CLAIM**

The ornamental design for a carton, as shown and described.

DESCRIPTION

FIG. 1 is a perspective view of a carton showing our new design.

FIG. 2 is a front elevational view of the carton of FIG. 1;

FIG. 3 is a left-side elevational view of the carton of FIG. 1.

FIG. 4 is a right-side elevational view of the carton of FIG. 1.


FIG. 5 is a rear elevational view of the carton of FIG. 1.

FIG. 6 is a top planar view of the carton of FIG. 1; and,

FIG. 7 is a bottom planar view of the carton of FIG. 1.

The broken lines in the drawing depict environmental subject matter only and form no part of the claimed design.

1 Claim, 3 Drawing Sheets



US D683,218 S

Page 2

U.S. PATENT DOCUMENTS

D666,092 S 8/2012 Dowden et al.
D673,377 S * 1/2013 Thompson et al. D5/63
D675,521 S * 2/2013 Gregory et al. D9/434

OTHER PUBLICATIONS

U.S. Appl. No. 29/441,250, filed Jan. 3, 2013, Thompson, et al.

U.S. Appl. No. 29/441,251, filed Jan. 3, 2013, Thompson, et al.
U.S. Appl. No. 29/441,253, filed Jan. 3, 2013, Thompson, et al.
U.S. Appl. No. 29/441,273, filed Jan. 3, 2013, Thompson, et al.
U.S. Appl. No. 29/441,279, filed Jan. 3, 2013, Thompson, et al.
U.S. Appl. No. 29/441,282, filed Jan. 3, 2013, Thompson, et al.

* cited by examiner




Fig. 1




Fig. 2



Fig. 3




Fig. 4



Fig. 5




Fig. 6




Fig. 7