

US00D683217S

(12) **United States Design Patent**
Thompson et al.

(10) **Patent No.:** **US D683,217 S**
(45) **Date of Patent:** **** May 28, 2013**

- (54) **CARTON**
- (71) Applicant: **The Procter & Gamble Company**,
Cincinnati, OH (US)
- (72) Inventors: **Michelle Christine Thompson**,
Montgomery, OH (US); **Jamey Nathan**
Wagner, West Chester, OH (US);
Brandy Nicole Lockaby, Cincinnati,
OH (US)
- (73) Assignee: **The Procter & Gamble Company**,
Cincinnati, OH (US)

- D430,026 S 8/2000 Johansson et al.
- D543,110 S * 5/2007 Harada et al. D9/457
- D586,210 S * 2/2009 Noschang et al. D9/434
- D625,182 S * 10/2010 Kerr et al. D9/432
- D635,017 S 3/2011 Kerr et al.
- D650,273 S * 12/2011 Tekulve et al. D9/432
- D651,512 S * 1/2012 Eaton et al. D9/435
- D656,396 S 3/2012 Palmieri et al.
- D656,826 S * 4/2012 Bohache et al. D9/516
- D659,012 S 5/2012 Subler
- D660,145 S * 5/2012 Tekulve et al. D9/432
- D665,257 S * 8/2012 Slayton et al. D9/432
- D666,091 S 8/2012 Klopp et al.
- D666,092 S 8/2012 Dowden et al.
- D673,377 S * 1/2013 Thompson et al. D5/63
- D675,521 S * 2/2013 Gregory et al. D9/434

(**) Term: **14 Years**

* cited by examiner

(21) Appl. No.: **29/441,253**

Primary Examiner — Susan Bennett Hattan

(22) Filed: **Jan. 3, 2013**

(74) *Attorney, Agent, or Firm* — Peter D. Meyer

Related U.S. Application Data

(62) Division of application No. 29/404,831, filed on Oct. 26, 2011.

(51) **LOC (9) Cl.** **09-07**

(52) **U.S. Cl.**
USPC **D9/434; D9/432**

(58) **Field of Classification Search** D9/667,
D9/451, 434, 432, 430, 425, 424, 423, 414; D5/63;
229/922, 905, 903, 901, 87.18, 406, 116.5,
229/116.1, 100

See application file for complete search history.

(56) **References Cited**

U.S. PATENT DOCUMENTS

- D259,860 S 7/1981 Grodin
- D279,262 S 6/1985 Mansau

(57) **CLAIM**

The ornamental design for a carton, as shown and described.

DESCRIPTION

FIG. 1 is a perspective view of a carton showing our new design.

FIG. 2 is a front elevational view of the carton of FIG. 1;

FIG. 3 is a left-side elevational view of the carton of FIG. 1.

FIG. 4 is a right-side elevational view of the carton of FIG. 1.

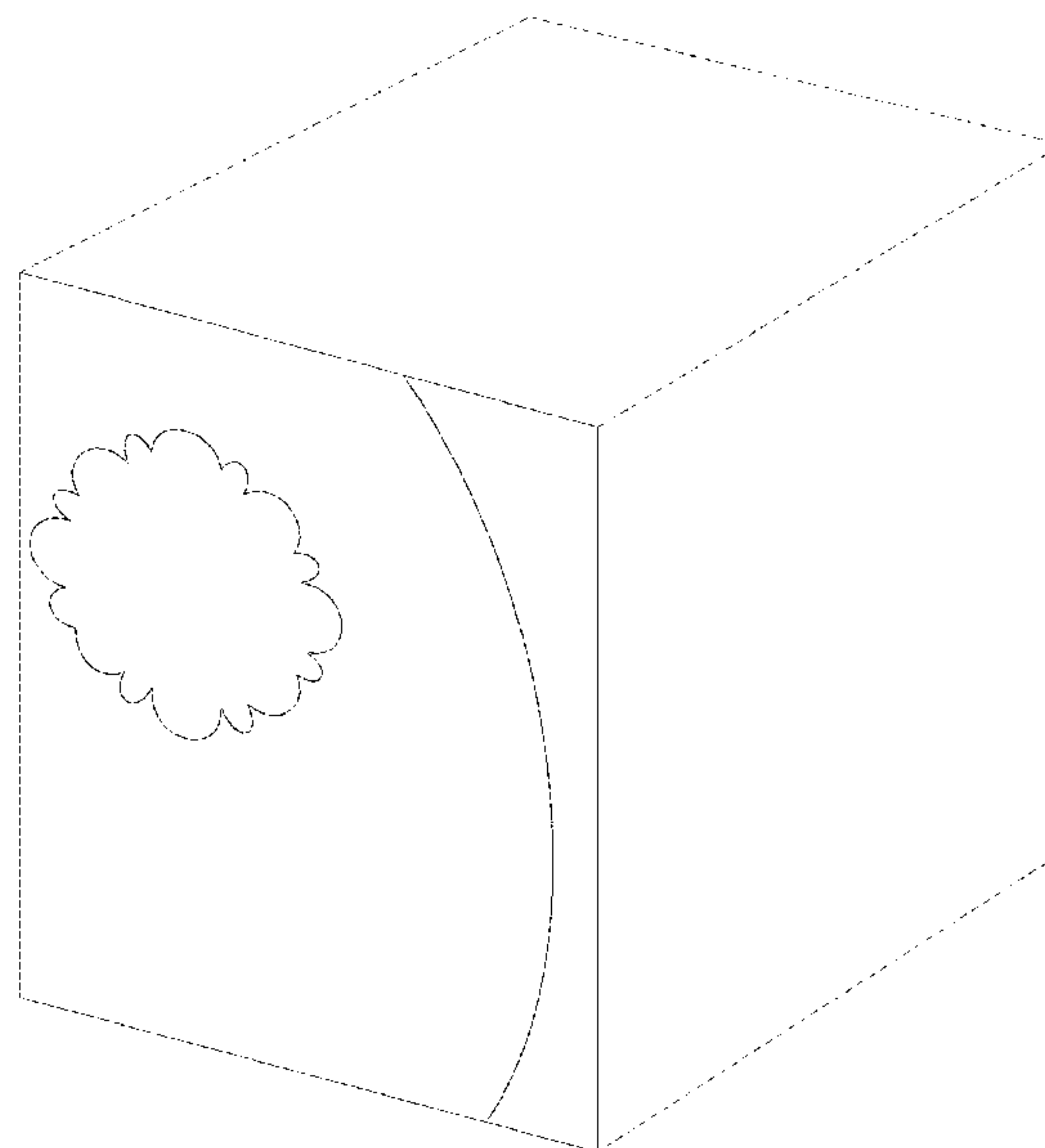
FIG. 5 is a rear elevational view of the carton of FIG. 1.

FIG. 6 is a top planar view of the carton of FIG. 1; and,

FIG. 7 is a bottom planar view of the carton of FIG. 1.

The broken lines in the drawing depict environmental subject matter only and form no part of the claimed design.

1 Claim, 3 Drawing Sheets



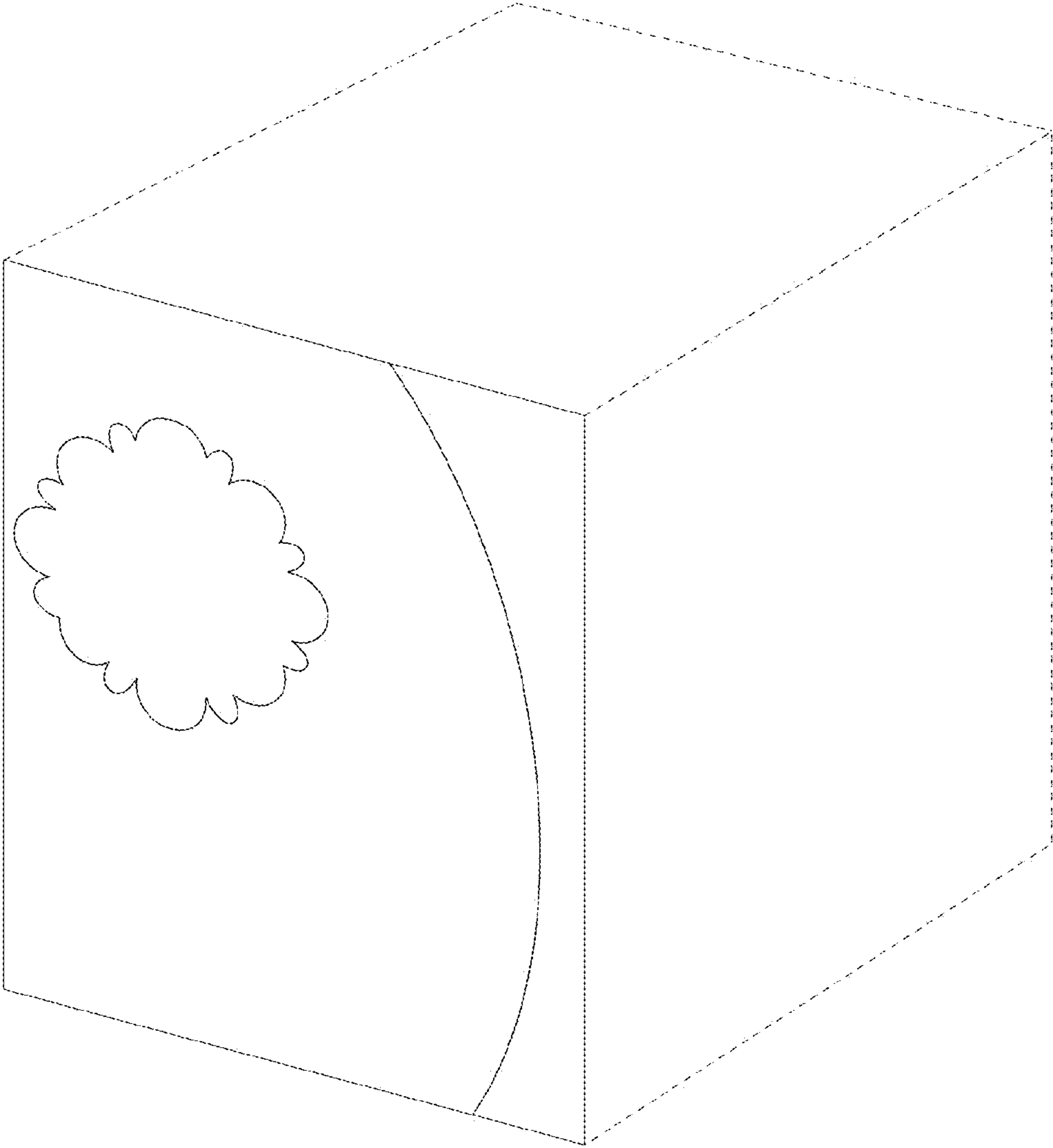


Fig. 1

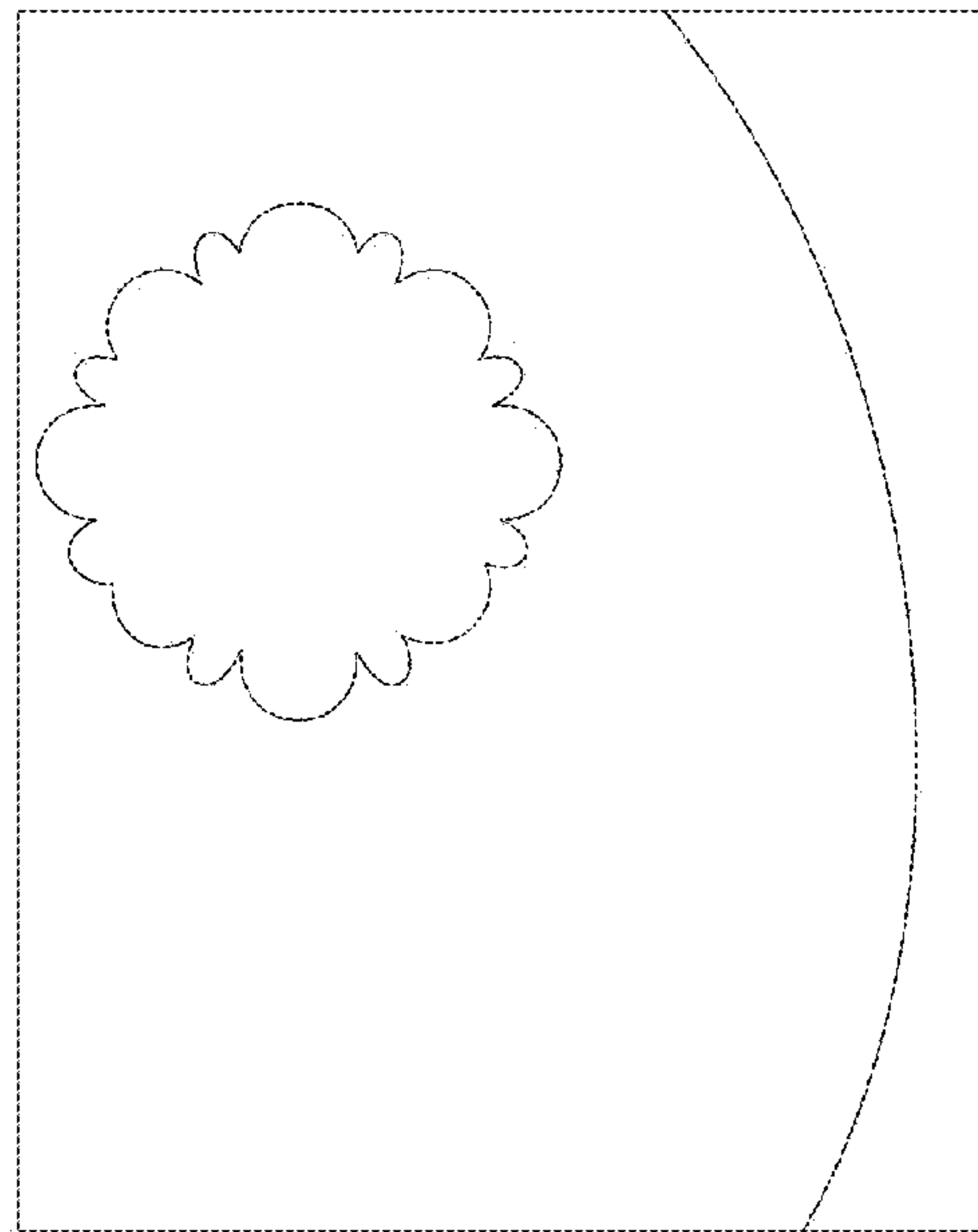


Fig. 2



Fig. 3




Fig. 4



Fig. 5



Fig. 6



Fig. 7