



US00D683211S

(12) **United States Design Patent**  
**Snedden et al.**

(10) **Patent No.:** **US D683,211 S**

(45) **Date of Patent:** **\*\* May 28, 2013**

(54) **CONTAINER TRAY**  
(71) Applicant: **Direct Pack, Inc.**, Sun Valley, CA (US)  
(72) Inventors: **Craig R. Snedden**, La Canada, CA (US); **Gandhi B. Sifuentes**, West Covina, CA (US)  
(73) Assignee: **Direct Pack, Inc.**, Sun Valley, CA (US)

(\*\*) Term: **14 Years**  
(21) Appl. No.: **29/436,718**

(22) Filed: **Nov. 8, 2012**  
(51) **LOC (9) Cl.** ..... **09-03**  
(52) **U.S. Cl.**  
USPC ..... **D9/424**

(58) **Field of Classification Search**  
USPC ..... D9/414, 415, 418, 423, 424, 425, D9/428, 429, 432, 433, 670, 715, 722, 730, D9/732, 735, 748, 749, 761; D7/550.1, 554.4, D7/560, 561, 562, 586; 206/557, 564-567; D3/201, 203.1-203.4, 302, 318, 904  
See application file for complete search history.

(56) **References Cited**

**U.S. PATENT DOCUMENTS**

D199,701 S \* 12/1964 Kennedy ..... D9/425  
D200,178 S \* 1/1965 Barnes ..... D9/425  
3,450,326 A \* 6/1969 Foote ..... 229/407  
D217,853 S \* 6/1970 Wernick ..... D3/302

D221,521 S \* 8/1971 Crabtree ..... D9/425  
D245,070 S \* 7/1977 Congleton ..... D9/425  
D297,089 S \* 8/1988 West ..... D7/523  
D420,286 S \* 2/2000 Simburger et al. .... D9/431  
D475,625 S \* 6/2003 Lin ..... D9/456  
D601,713 S \* 10/2009 Lohn et al. .... D24/226  
D648,624 S \* 11/2011 Golota et al. .... D9/434  
2010/0155289 A1 \* 6/2010 Nazareth et al. .... 206/557

\* cited by examiner

*Primary Examiner* — Derrick Holland

*Assistant Examiner* — Lauren Calve

(74) *Attorney, Agent, or Firm* — Frost Brown Todd LLC

(57) **CLAIM**

The ornamental design for a container tray, as shown and described.

**DESCRIPTION**

FIG. 1 is a top perspective view of a container tray, showing our new design;

FIG. 2 is a bottom perspective view thereof;

FIG. 3 is a front elevation view thereof;

FIG. 4 is a rear elevation view thereof;

FIG. 5 is a left elevation view thereof;

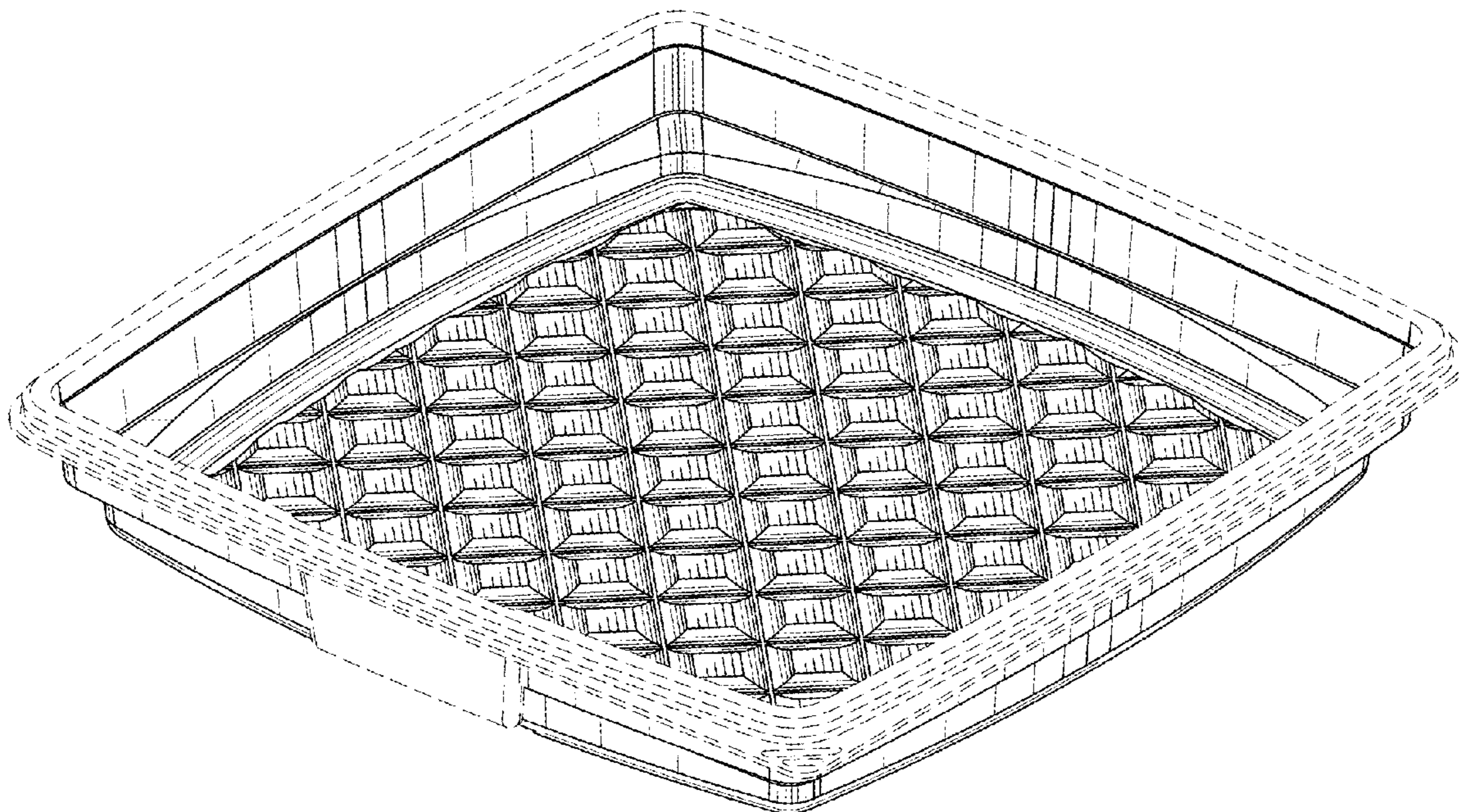
FIG. 6 is a right elevation view thereof;

FIG. 7 is a top plan view thereof; and,

FIG. 8 is a bottom plan view thereof.

The broken line showing of a container tray represents unclaimed subject matter and forms no part of the claimed design.

**1 Claim, 8 Drawing Sheets**



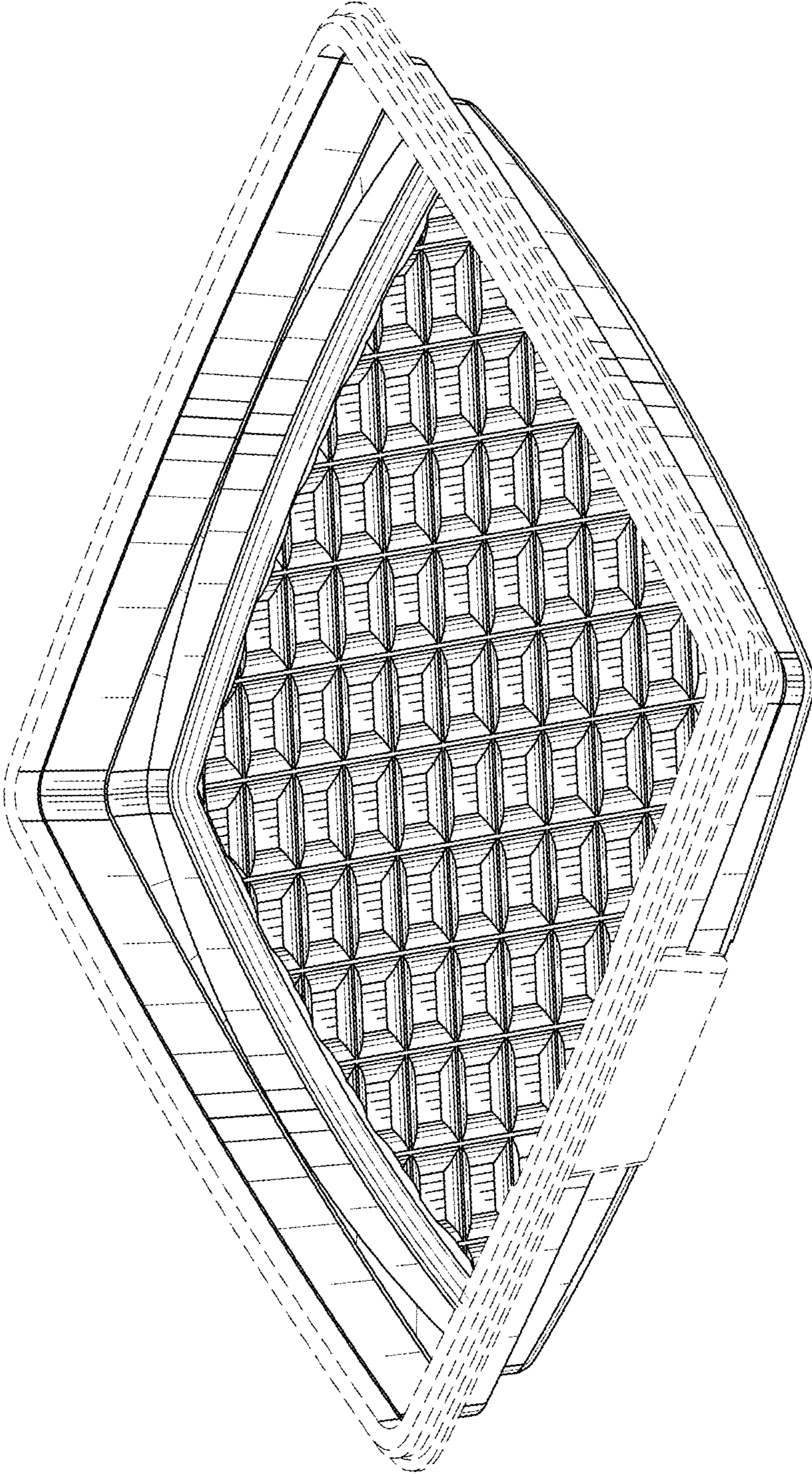


Fig. 1

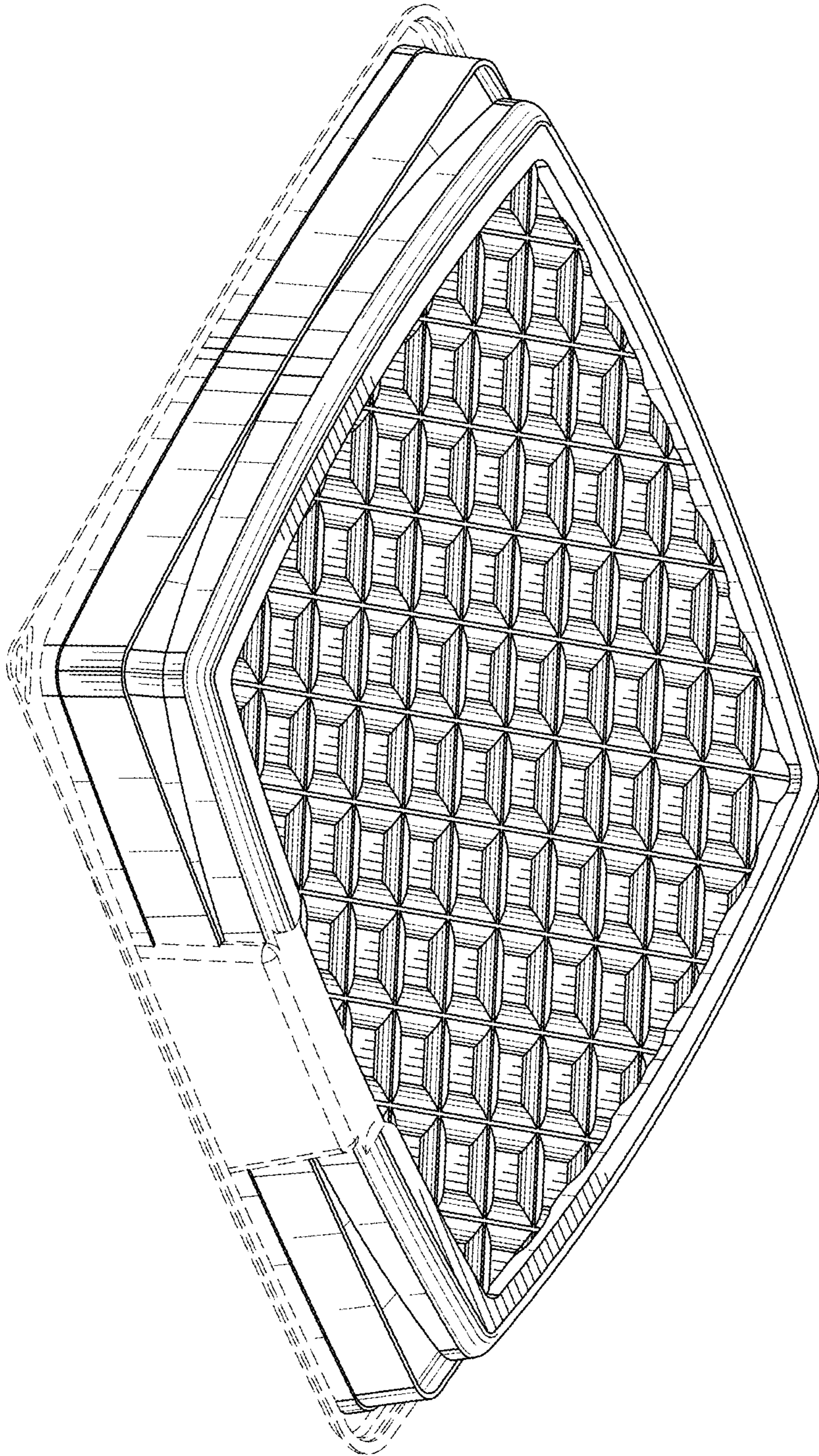


Fig. 2

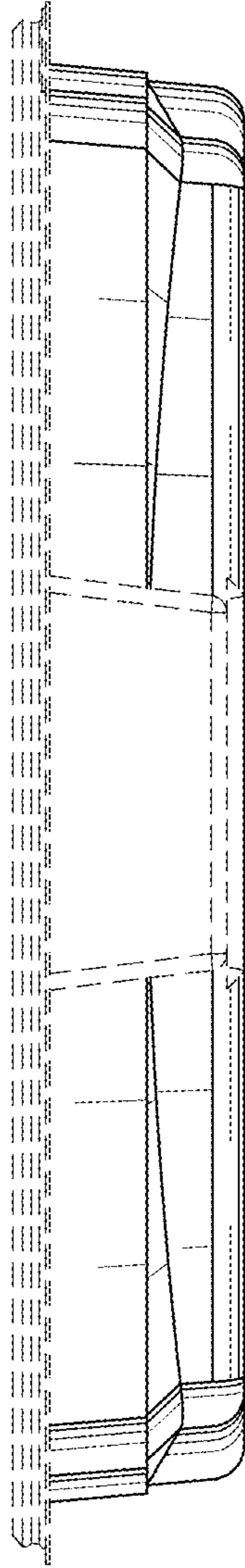


Fig. 3

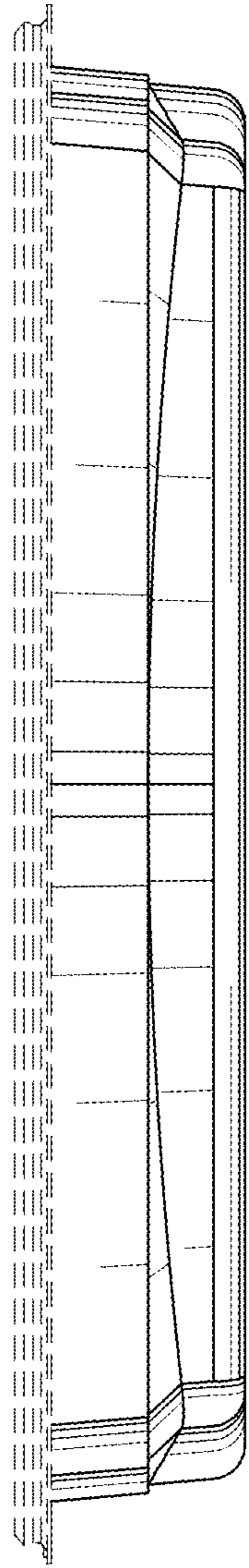


Fig. 4




Fig. 5




Fig. 6

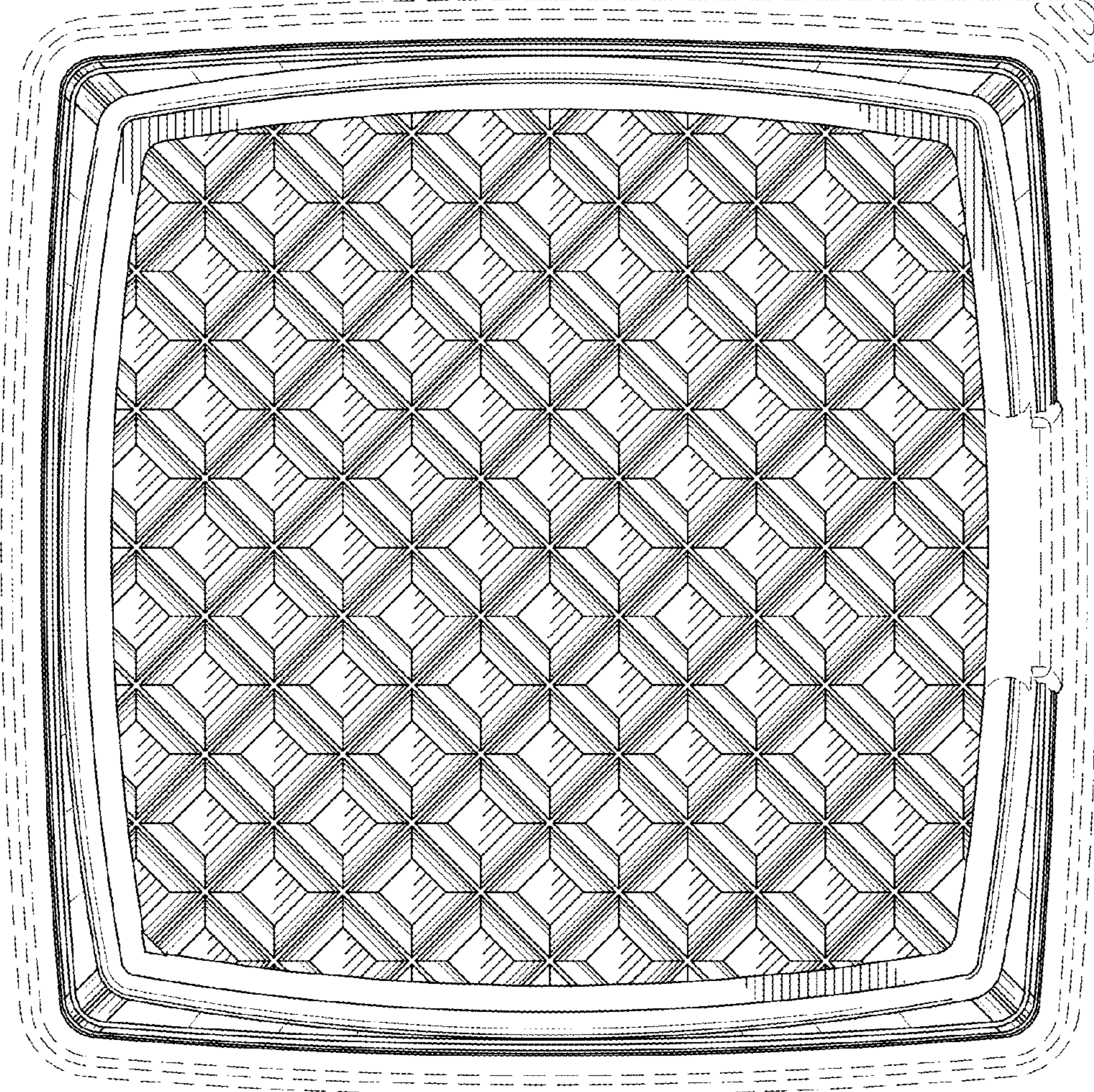


Fig. 7



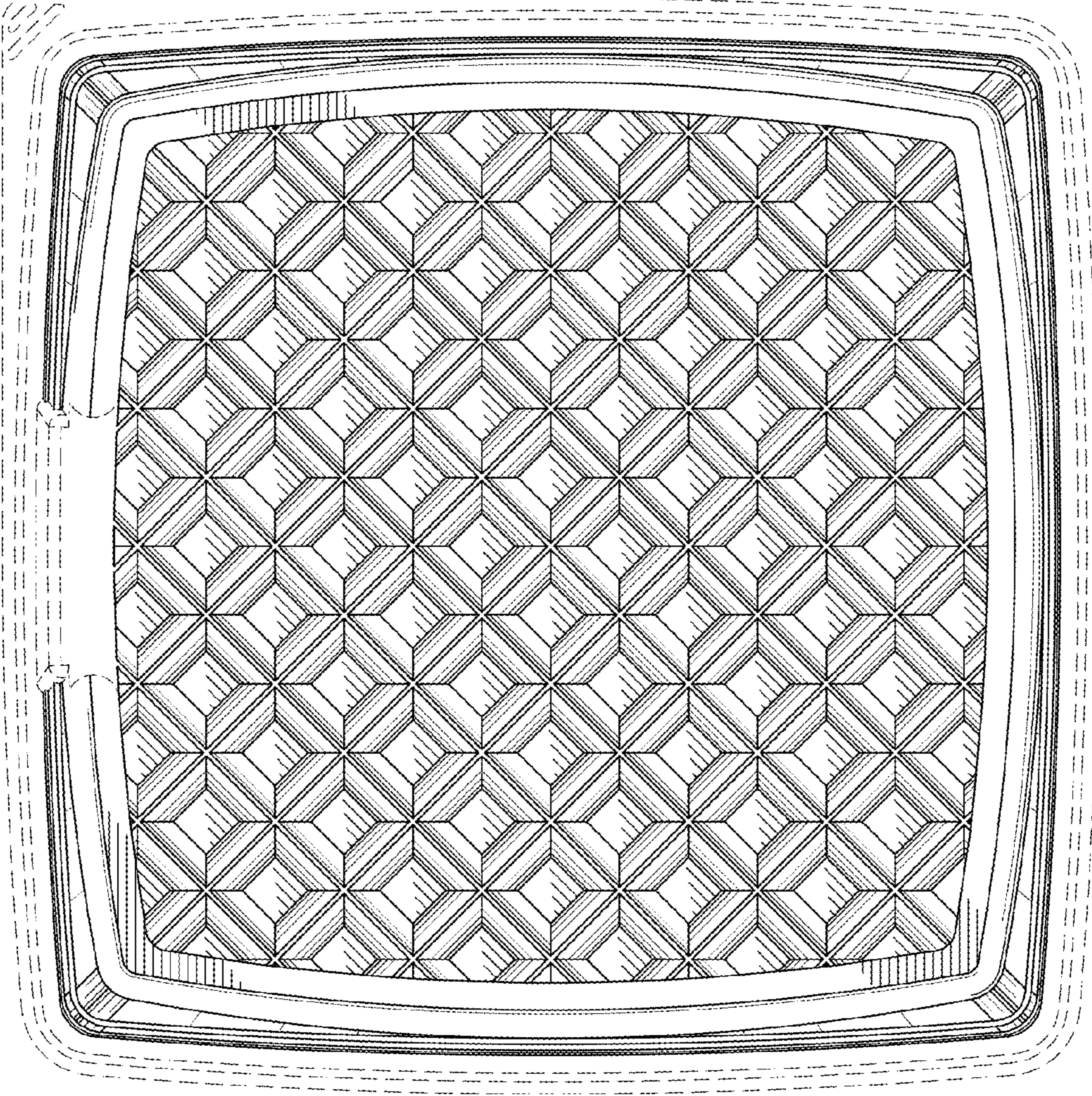


Fig. 8