



US00D683204S

(12) **United States Design Patent**
Yamada

(10) **Patent No.:** **US D683,204 S**

(45) **Date of Patent:** **** May 28, 2013**

(54) **HANDLE FOR A KNIFE**

(75) Inventor: **Komin Yamada**, Tokyo (JP)

(73) Assignee: **Yoshida Metal Industry Co., Ltd.**,
Niigata (JP)

(**) Term: **14 Years**

(21) Appl. No.: **29/420,283**

(22) Filed: **May 7, 2012**

(30) **Foreign Application Priority Data**

Mar. 26, 2012 (JP) 2012-6810

(51) **LOC (9) Cl.** **08-05**

(52) **U.S. Cl.**
USPC **D8/107**

(58) **Field of Classification Search** D8/107,
D8/93, 94, 80, 90, 91, 92, 97, 101, 102, 99,
D8/DIG. 4, DIG. 7; D7/395, 401.2; 30/169,
30/340; 81/427.5, 489; 16/110.1

See application file for complete search history.

(56) **References Cited**

U.S. PATENT DOCUMENTS

D170,534 S *	10/1953	Johnson	D8/93
D173,117 S *	9/1954	Lamb	D7/649
D182,827 S *	5/1958	Latham	D7/652
D189,205 S *	11/1960	Eckersberg	D7/649
D190,189 S *	4/1961	Eckersberg	D7/395
D192,916 S *	5/1962	Zorn	D7/649
D195,951 S *	8/1963	Wildgen	D7/649
3,122,774 A *	3/1964	Lamb	16/430

D225,387 S *	12/1972	Krock	D7/649
D233,122 S *	10/1974	Rosa	D7/652
D240,495 S *	7/1976	Koppe	D7/649
D300,601 S *	4/1989	Himbert et al.	D8/107
D425,365 S *	5/2000	Chien	D7/401.2
D442,826 S *	5/2001	Chien	D7/401.2
D450,995 S *	11/2001	Henry	D8/107
D458,511 S *	6/2002	Rorke	D7/395
D483,643 S *	12/2003	Chien	D8/107
D497,523 S *	10/2004	Chen	D7/650
D527,243 S *	8/2006	Holby	D8/107

* cited by examiner

Primary Examiner — Paula Greene

(74) *Attorney, Agent, or Firm* — Jacobson Holman PLLC

(57) **CLAIM**

The ornamental design for a handle for a knife, as shown and described.

DESCRIPTION

FIG. 1 is a front elevational view of a handle for a knife, showing my new design;

FIG. 2 is a rear elevational view of my design;

FIG. 3 is a right side elevational view of my design;

FIG. 4 is a left side elevational view of my design;

FIG. 5 is a top plan view of my design;

FIG. 6 is a bottom plan view of my design; and,

FIG. 7 is a top right side perspective view of my design, in which the broken lines depict an exemplary blade element as mounted thereto as environmental structure for illustrative purposes only and form no part of the claimed design.

1 Claim, 2 Drawing Sheets

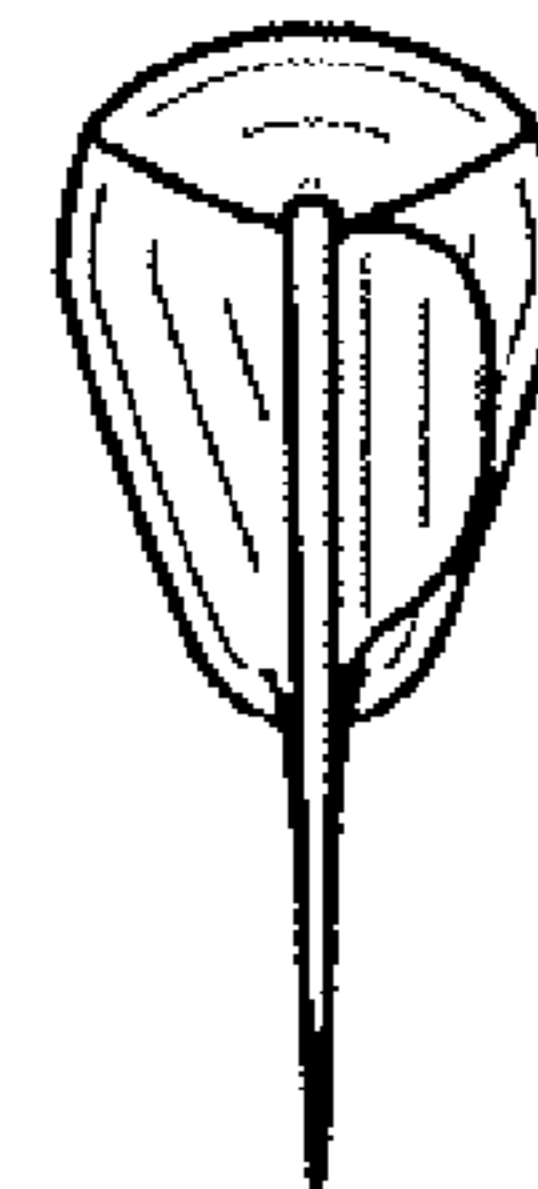
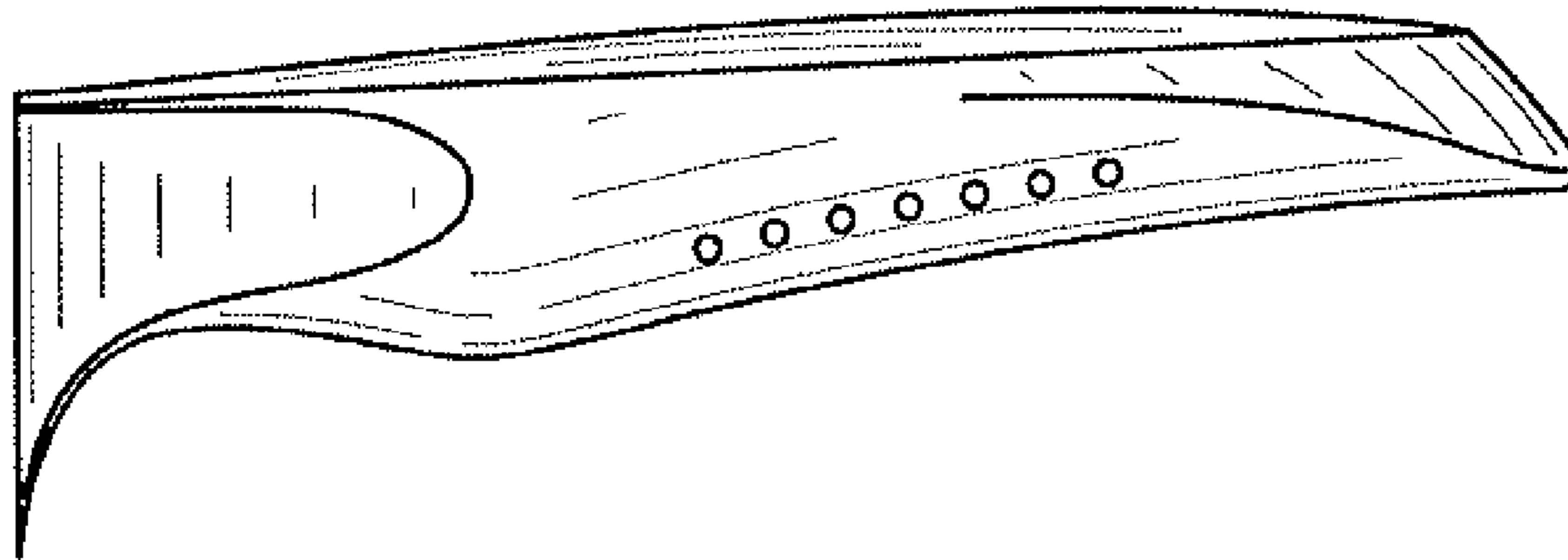


FIG. 1

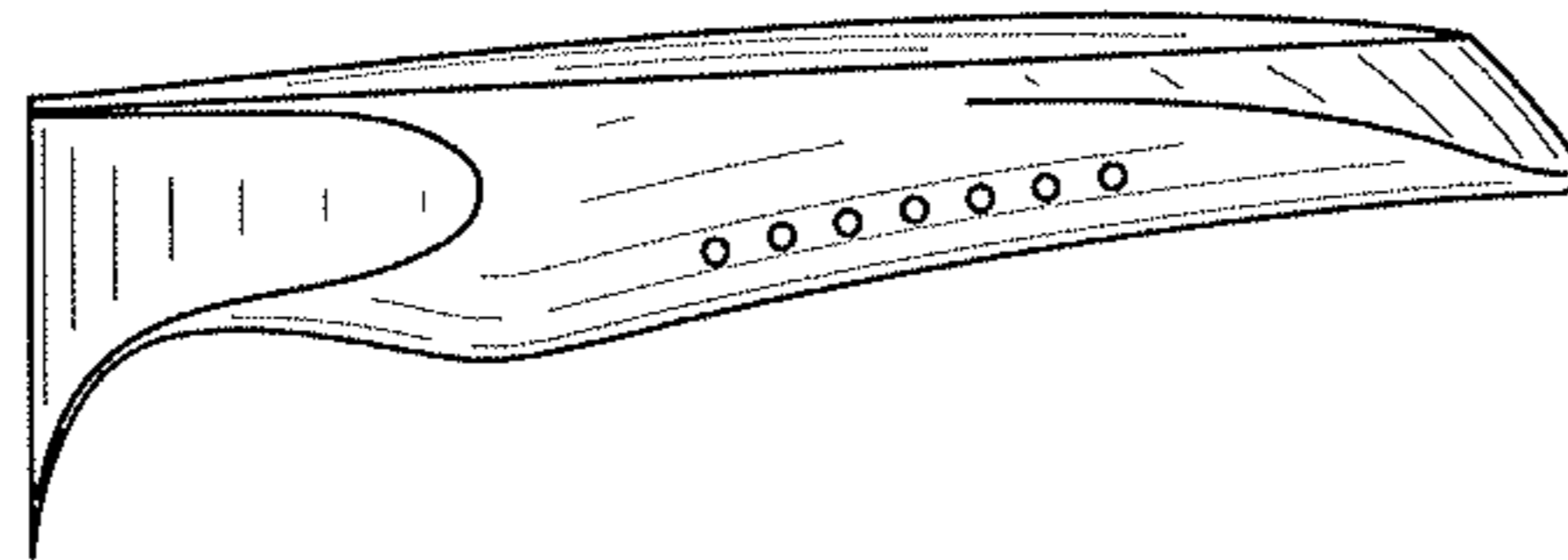


FIG. 2

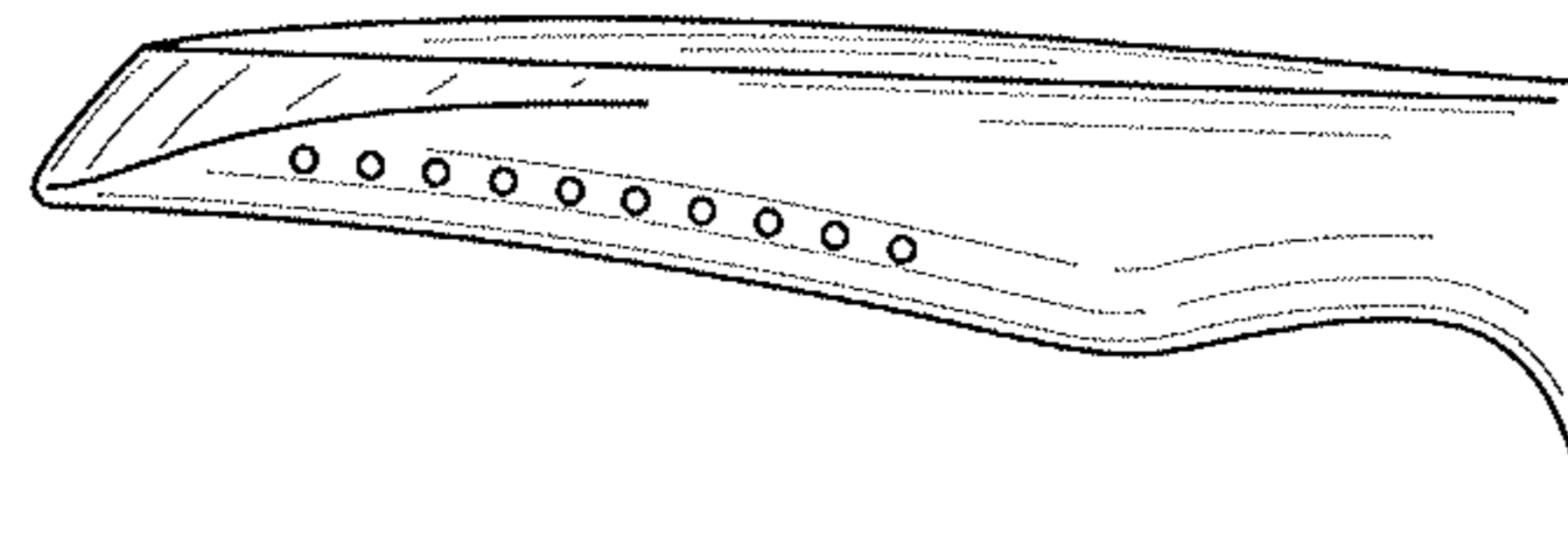


FIG. 3

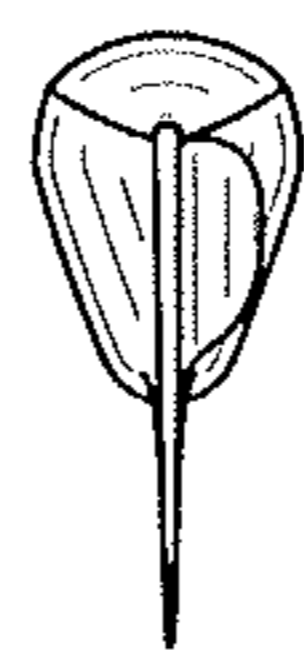


FIG. 4

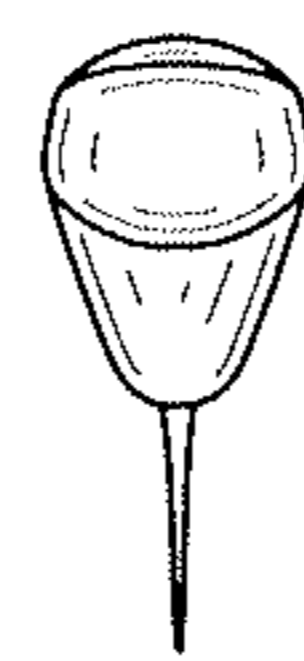


FIG. 5




FIG. 6

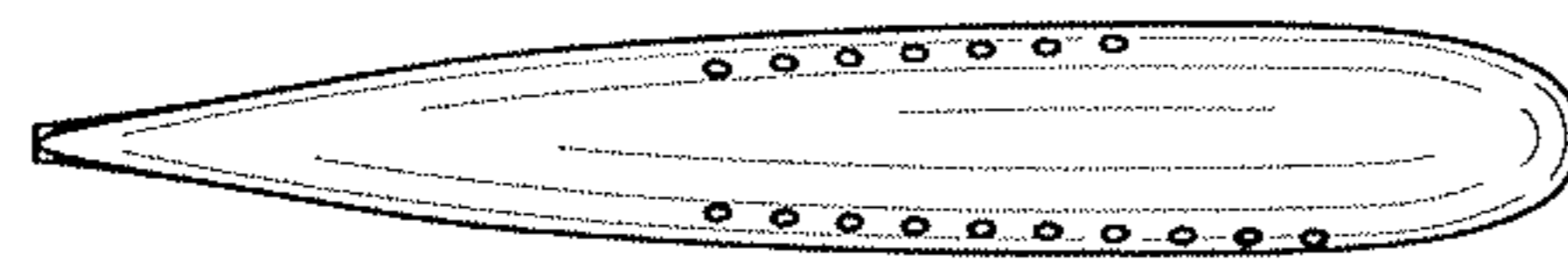


FIG. 7

