



US00D683197S

(12) **United States Design Patent**
Fornage

(10) **Patent No.:** **US D683,197 S**

(45) **Date of Patent:** **** May 28, 2013**

(54) **ELECTRICAL CONDIMENT MILL**

(75) **Inventor:** **Jean Philippe Fornage, Quingey (FR)**

(73) **Assignee:** **PSP, Quingey (FR)**

(**) **Term:** **14 Years**

(21) **Appl. No.:** **29/374,235**

(22) **Filed:** **Jul. 18, 2011**

(30) **Foreign Application Priority Data**

Jan. 19, 2011 (EM) 001807280-0001

(51) **LOC (9) Cl.** **07-04**

(52) **U.S. Cl.**
USPC **D7/679**

(58) **Field of Classification Search**
USPC D7/679, 590-598; 241/36, 92, 95,
241/168, 169, 169.1, 273.1-273.4, 282.1;
222/142.1-142.9, 480

See application file for complete search history.

(56) **References Cited**

U.S. PATENT DOCUMENTS

1,237,100 A * 8/1917 Ross 222/196.3
3,552,460 A * 1/1971 Cooney 241/169.1
D349,432 S * 8/1994 Kibbe D7/679

D352,422 S * 11/1994 Bigelow D7/372
D352,640 S * 11/1994 Kibbe D7/679
D438,065 S * 2/2001 Young et al. D7/591
D441,618 S * 5/2001 Yip D7/679
6,663,031 B2 * 12/2003 Henderson et al. 241/169.1
D530,993 S * 10/2006 Kolflat D7/679
D548,023 S * 8/2007 Seidenfaden D7/679
D581,226 S * 11/2008 Kestenbaum D7/679
D581,750 S * 12/2008 de Groote D7/679
D594,288 S * 6/2009 Mah et al. D7/678

* cited by examiner

Primary Examiner — Terry Wallace

(74) *Attorney, Agent, or Firm* — Gary M. Cohen

(57) **CLAIM**

I claim the ornamental design for an electrical condiment mill, as shown and described.

DESCRIPTION

FIG. 1 is a front elevational view of an electrical condiment mill showing my new design;

FIG. 2 is a rear elevational view thereof;

FIG. 3 is a left side elevational view thereof;

FIG. 4 is a right side elevational view thereof;


FIG. 5 is a top plan view thereof;

FIG. 6 is a bottom plan view thereof; and,

FIG. 7 is a perspective view thereof.

The dot-dash-dot-dash broken lines shown in FIG. 6 define the boundary of the claimed design.

1 Claim, 6 Drawing Sheets






Fig. 1




Fig. 2




Fig. 3




Fig. 4

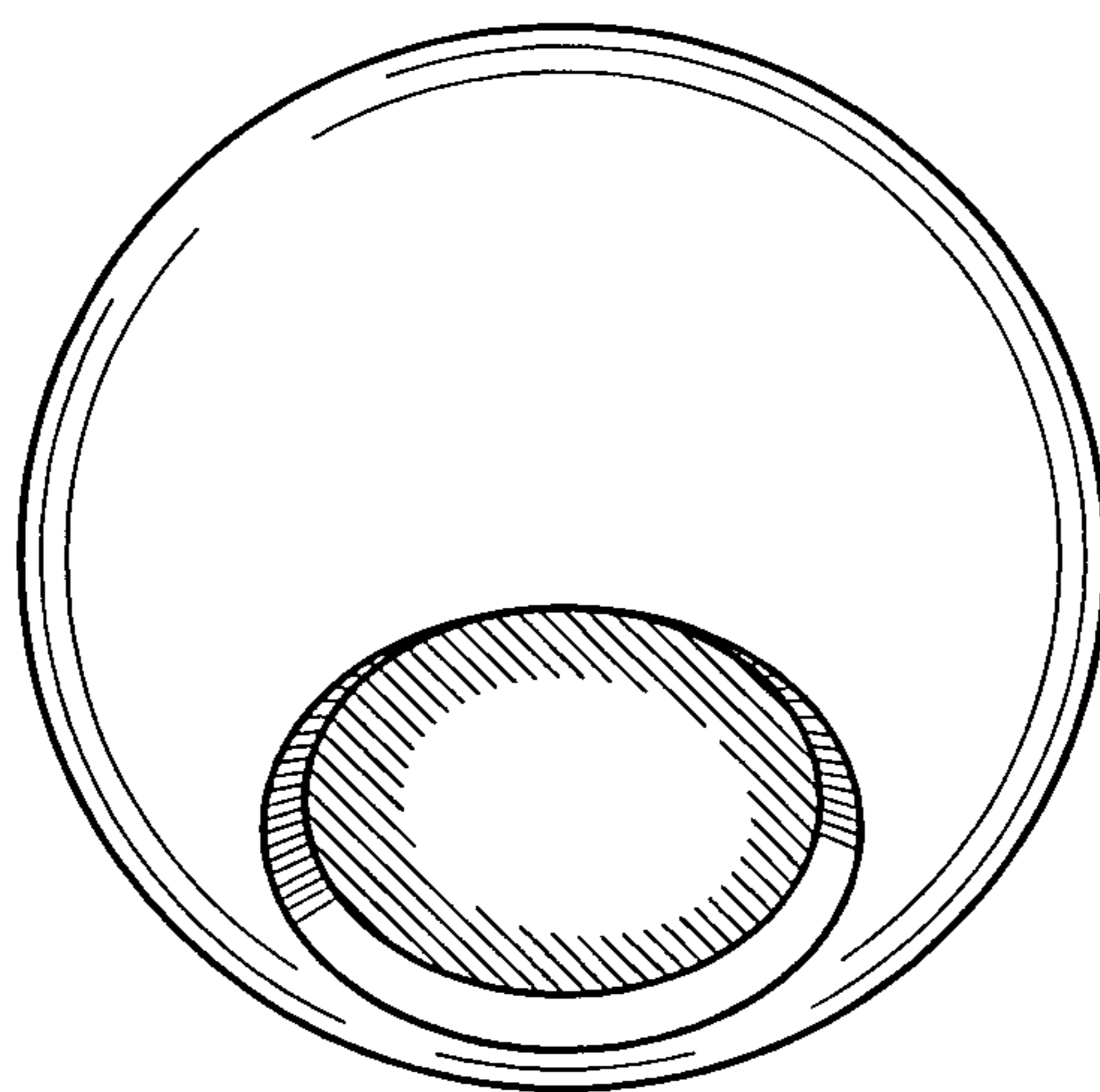


Fig. 5

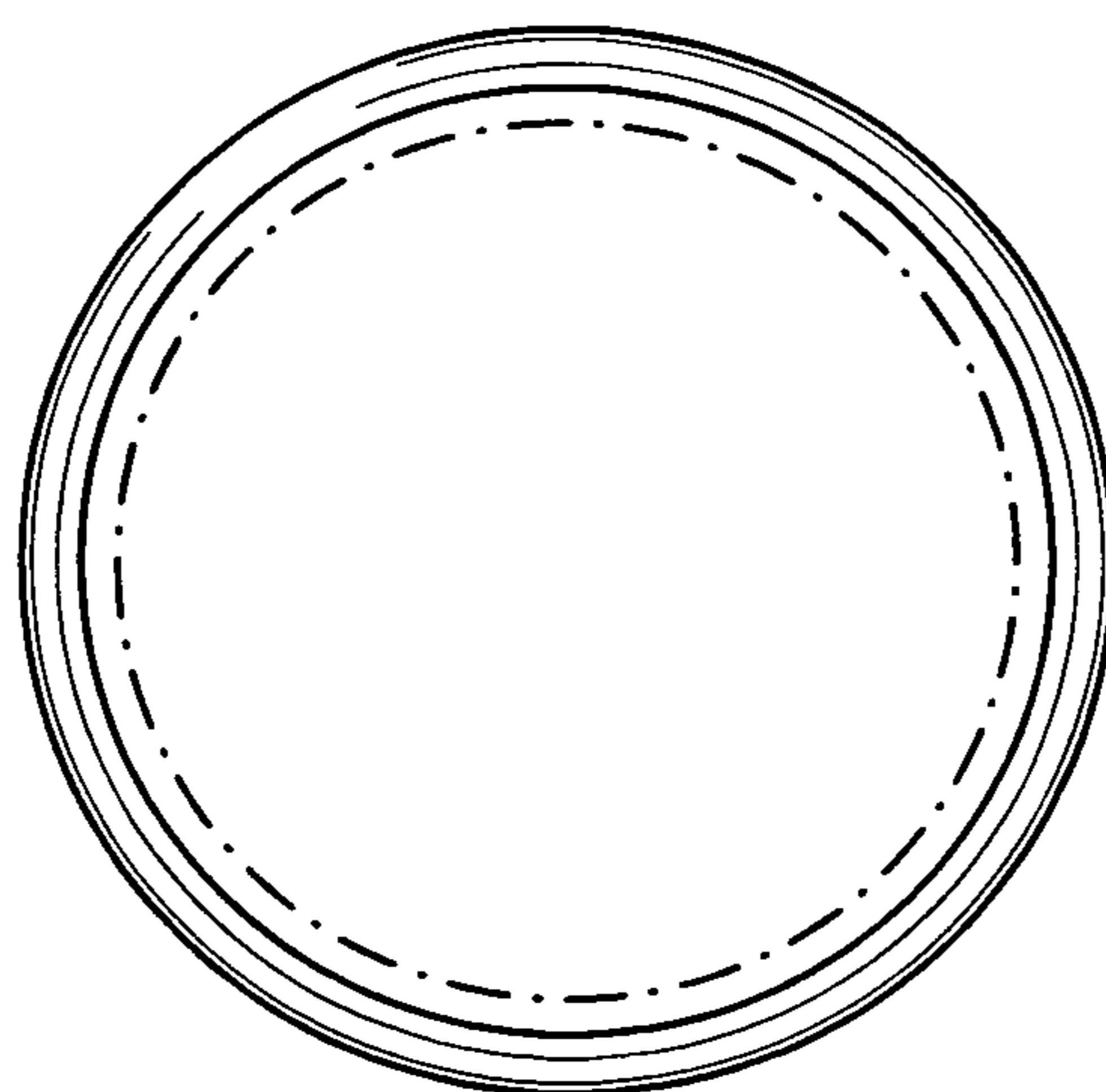


Fig. 6




Fig. 7