



US00D683178S

(12) **United States Design Patent**
Su

(10) **Patent No.:** **US D683,178 S**

(45) **Date of Patent:** **** May 28, 2013**

(54) **CHIPS MAKER**

(56) **References Cited**

(75) Inventor: **Quanfa Su, Ningbo (CN)**

U.S. PATENT DOCUMENTS

(73) Assignee: **Ningbo Yinrui Organo Silicon
Technology Development Co., Ltd.,
Ningbo (CN)**

3,268,198	A	*	8/1966	Swett	248/346.11
D223,854	S	*	6/1972	Swett	D7/392.1
D230,574	S	*	3/1974	Commisso	D9/439
D245,384	S	*	8/1977	Ashton	D7/624.1
D252,008	S	*	6/1979	Jeambey	D7/359
4,184,421	A	*	1/1980	Ahlgren	99/450
D311,304	S	*	10/1990	Virk	D7/672
5,139,166	A	*	8/1992	Smith	220/574
D330,310	S	*	10/1992	Montgomery	D7/625
D332,030	S	*	12/1992	Kauffman et al.	D7/624.1
D335,795	S	*	5/1993	Conti	D7/545
D440,490	S	*	4/2001	Lizzio	D9/428
D667,678	S	*	9/2012	Sensenig et al.	D7/354

(**) Term: **14 Years**

(21) Appl. No.: **29/430,342**

(22) Filed: **Aug. 24, 2012**

(51) **LOC (9) Cl.** **07-02**

(52) **U.S. Cl.**
USPC **D7/359; D7/354**

(58) **Field of Classification Search** D7/323,
D7/329-331, 337, 339, 346-347, 350.1-350.4,
D7/352-367, 388, 391, 392.1, 393, 395, 400-402,
D7/407-410, 538, 542-545, 553.4, 554.1,
D7/624.1, 625, 672-674; D9/428, 433-439; 99/279,
99/324-325, 331-332, 337-349, 358, 369-376,
99/380, 389, 400-418, 422-430, 444-450,
99/483; 126/9 B, 37 R, 261, 378.1; 206/501-505,
206/507-508; 219/386, 400, 405, 429-442,
219/450.1, 452.13, 460.1, 620-624, 725,
219/730-735; 220/23.4-23.8, 315, 573.1-573.5,
220/574, 608, 629, 645, 743, 756, 769, 912;
229/102.5, 120.12, 125.015; 248/346.11; 426/438,
426/441, 503, 549

See application file for complete search history.

* cited by examiner

Primary Examiner — Ricky Pham

(57) **CLAIM**

The ornamental design for a chips maker, as shown and described.

DESCRIPTION

FIG. 1 is a front view of a chips maker of my new design;
FIG. 2 is a top view of the chips maker thereof;
FIG. 3 is a bottom view of the chips maker thereof; and,
FIG. 4 is a perspective view of the chips maker thereof.

1 Claim, 4 Drawing Sheets

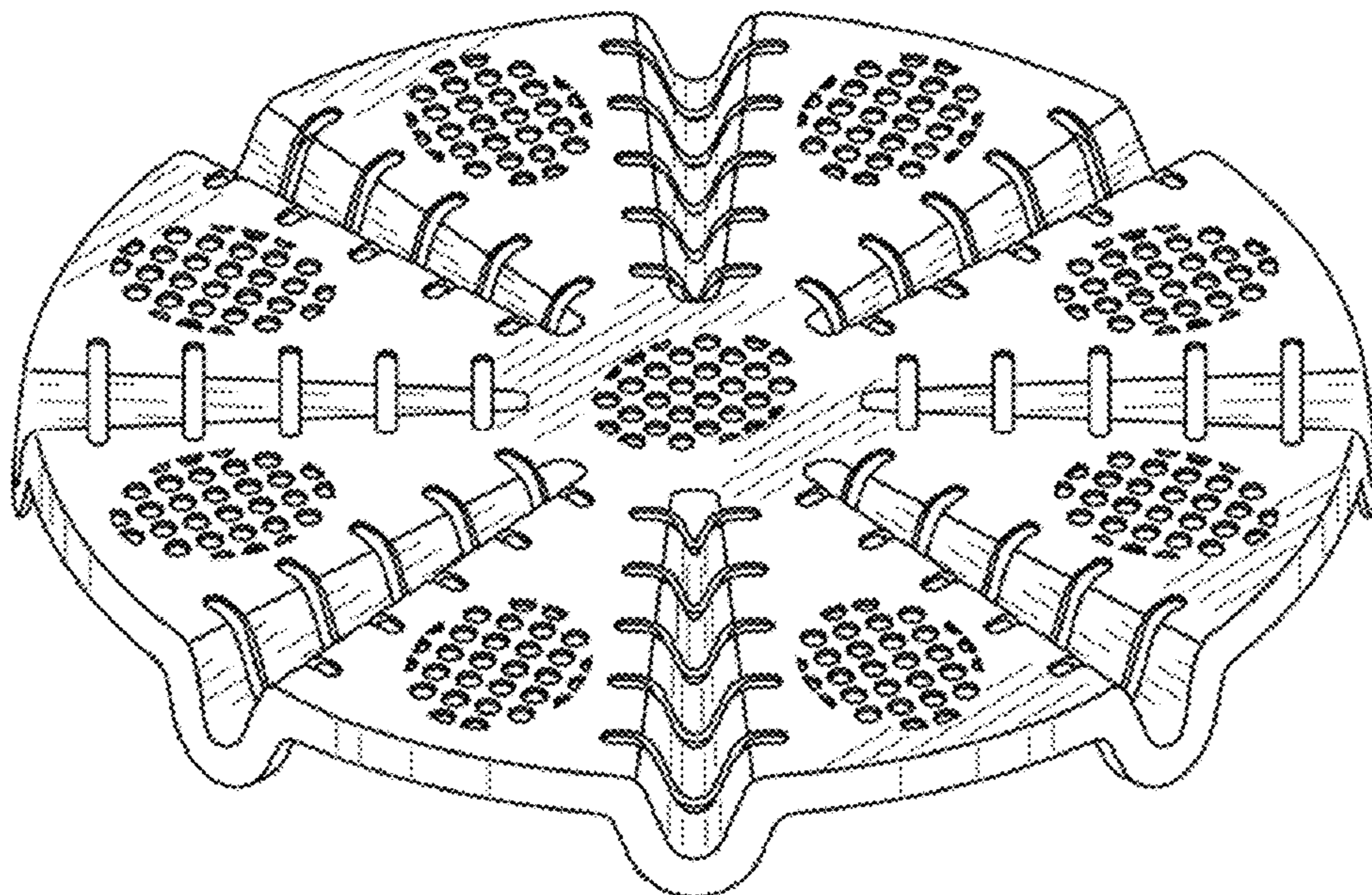




FIG. 1

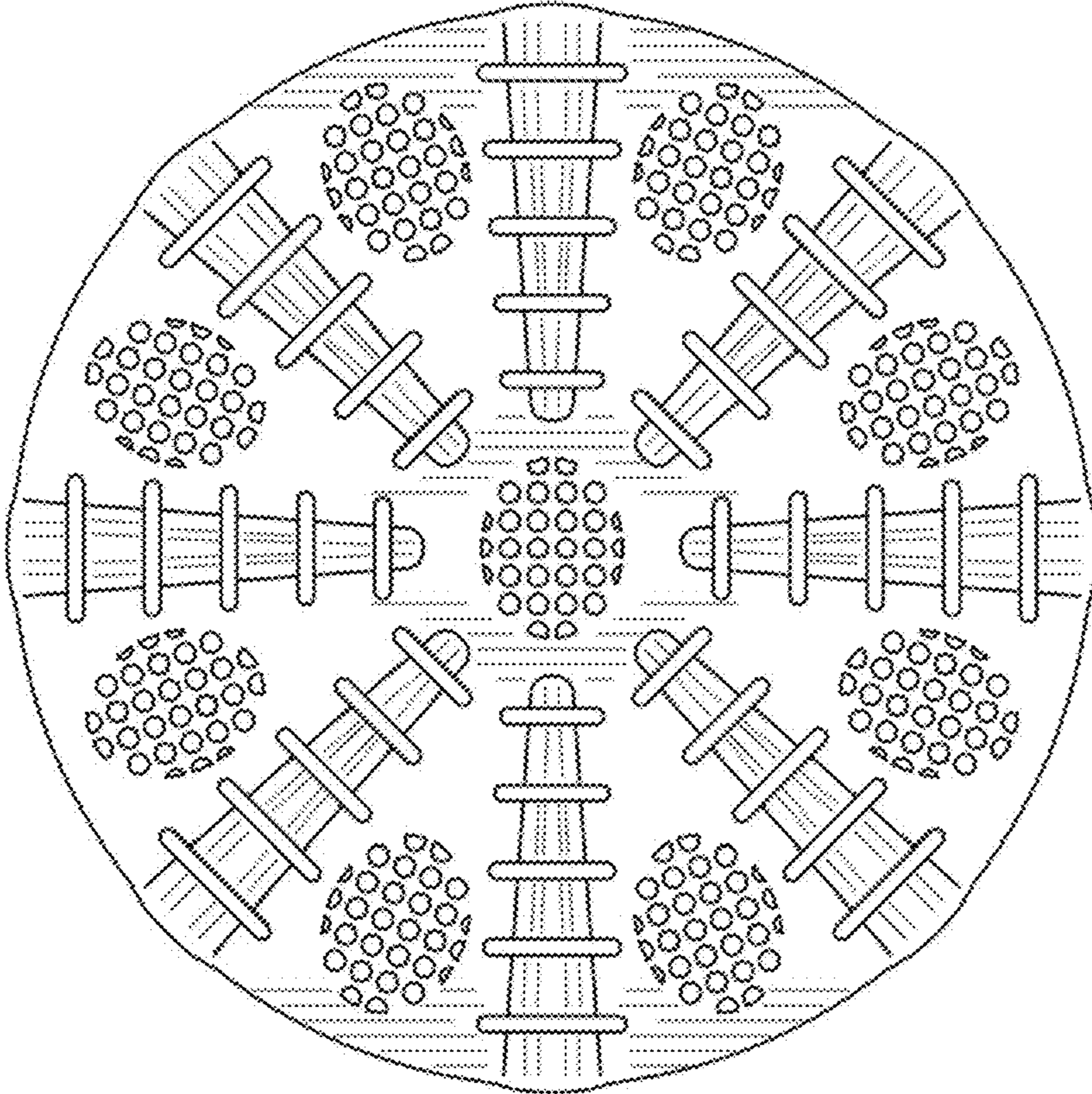


FIG. 2

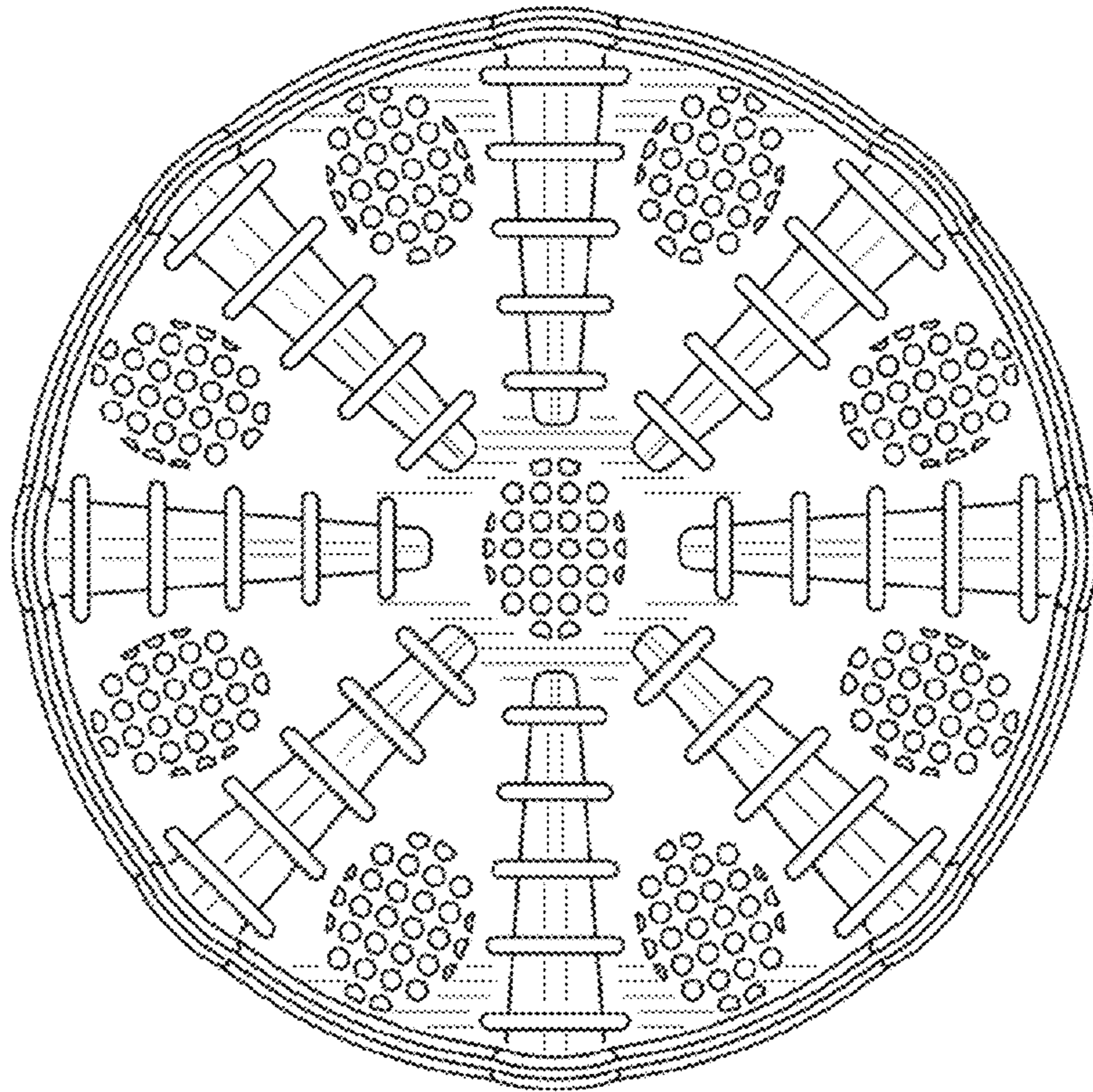


FIG. 3

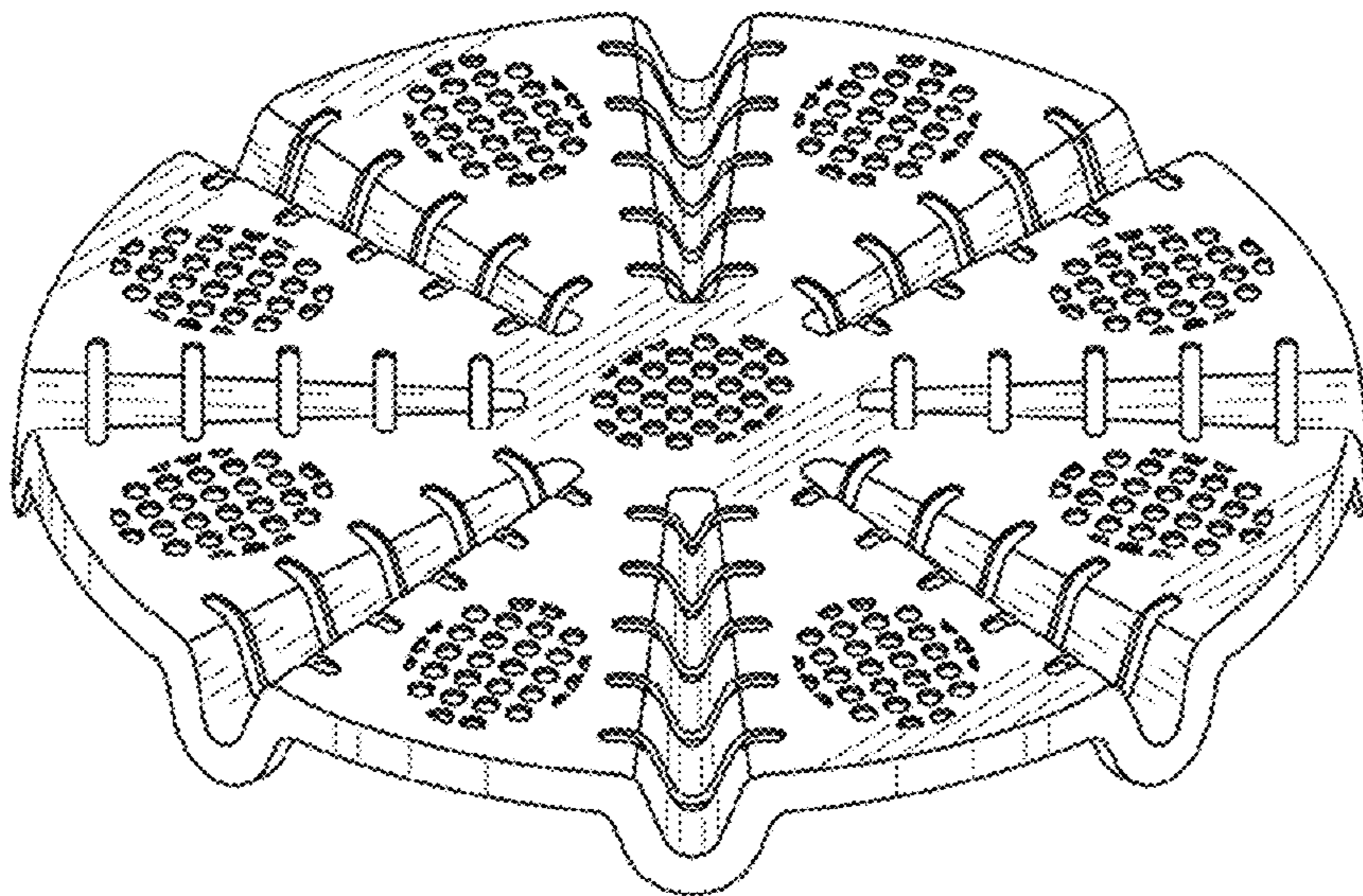


FIG. 4