



US00D683160S

(12) **United States Design Patent**
Williams et al.

(10) **Patent No.:** **US D683,160 S**

(45) **Date of Patent:** **** May 28, 2013**

(54) **STORAGE RACK**

(75) Inventors: **Eric V. Williams**, Paragould, AR (US);
Gregory O. C. Ota, Jonesboro, AR (US)

(73) Assignee: **L.A. Darling Company LLC**,
Paragould, AR (US)

(**) Term: **14 Years**

(21) Appl. No.: **29/418,248**

(22) Filed: **Apr. 13, 2012**

(51) **LOC (9) Cl.** **06-06**

(52) **U.S. Cl.**
USPC **D6/477**

(58) **Field of Classification Search**
USPC D6/396–397, 422–428, 429–430,
D6/449–451, 477–479, 552, 572–574; 108/59,
108/92–93, 96, 107–108; 312/194–196, 223.3
See application file for complete search history.

(56) **References Cited**

U.S. PATENT DOCUMENTS

2,919,816	A *	1/1960	Maslow	108/181
3,039,621	A *	6/1962	Pilcher	108/107
3,589,746	A *	6/1971	Inglis et al.	280/79.3
4,558,647	A *	12/1985	Petersen	108/107
5,027,959	A *	7/1991	Luukkonen	211/186
5,622,415	A *	4/1997	Felsenthal et al.	312/265.4
D392,122	S *	3/1998	Peng-Hui	D6/465
5,752,610	A *	5/1998	Remmers	211/181.1
5,810,179	A *	9/1998	Kleiman	211/88.01
D400,375	S *	11/1998	Peng-Hui	D6/474
5,833,084	A *	11/1998	Chang	211/187

D410,127	S *	5/1999	Colomban	D34/21
D424,836	S *	5/2000	Kopala, Jr.	D6/465
6,260,488	B1 *	7/2001	Yang et al.	108/107
D455,916	S *	4/2002	Fluhrer et al.	D6/477
6,422,406	B1 *	7/2002	Kessel et al.	211/181.1
D468,936	S *	1/2003	Miranda	D6/463
D471,033	S *	3/2003	Yamaguchi	D6/465
6,604,473	B2 *	8/2003	Felsenthal	108/107
6,619,489	B2 *	9/2003	Kessel et al.	211/181.1
6,659,294	B1 *	12/2003	Simard	211/181.1
D498,618	S *	11/2004	Welch et al.	D6/479
6,814,245	B2 *	11/2004	Leclerc et al.	211/187
D597,354	S *	8/2009	Liss	D6/511
D616,230	S *	5/2010	Leeds et al.	D6/491
D637,427	S *	5/2011	Troyner et al.	D6/511

* cited by examiner

Primary Examiner — Kelley Donnelly

(74) *Attorney, Agent, or Firm* — DLA Piper US LLP;
Jennifer E. Lacroix, Esq.

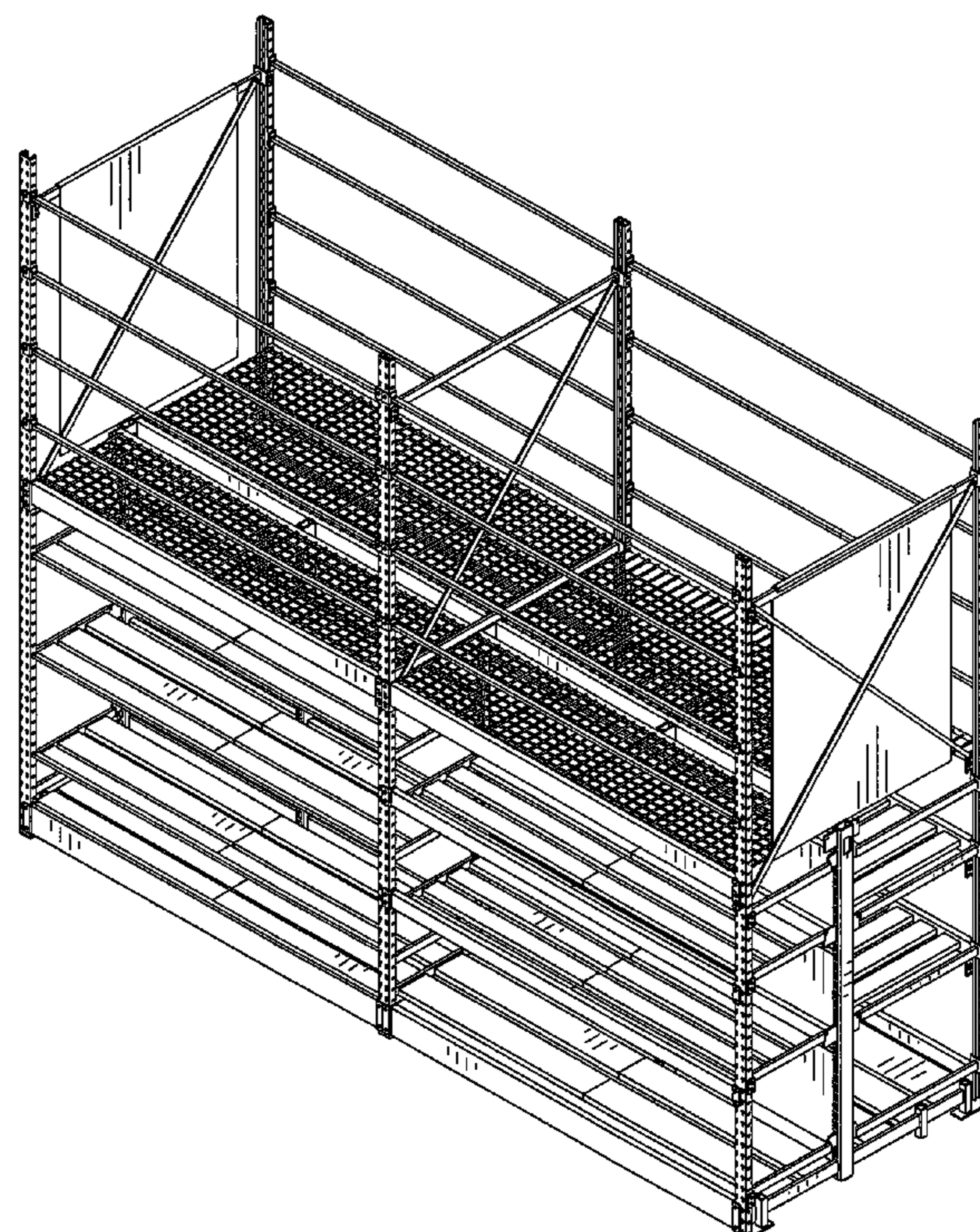
(57) **CLAIM**

The ornamental design for a storage rack, as shown.

DESCRIPTION

FIG. 1 is a perspective view of the storage rack;
FIG. 2 is a front elevational view of the storage rack;
FIG. 3 is a right side elevational view of the storage rack, the
left side elevational view being a mirror image thereof;
FIG. 4 is a top plan view of the storage rack; and,
FIG. 5 is a bottom plan view of the storage rack.
The broken lines showing is included for the purpose of
illustrating environment of the design only and forms no part
of the claimed design.

1 Claim, 5 Drawing Sheets



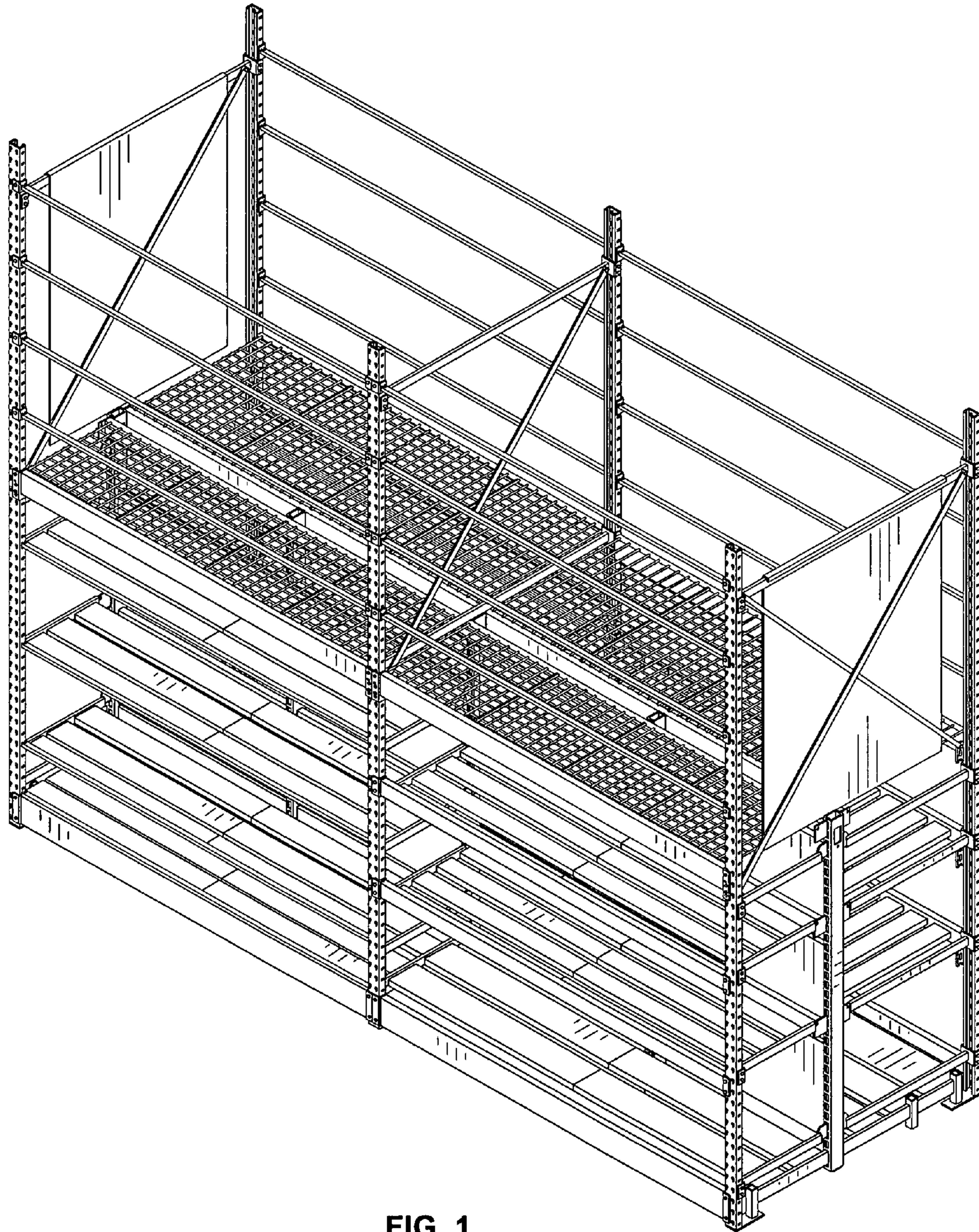


FIG. 1

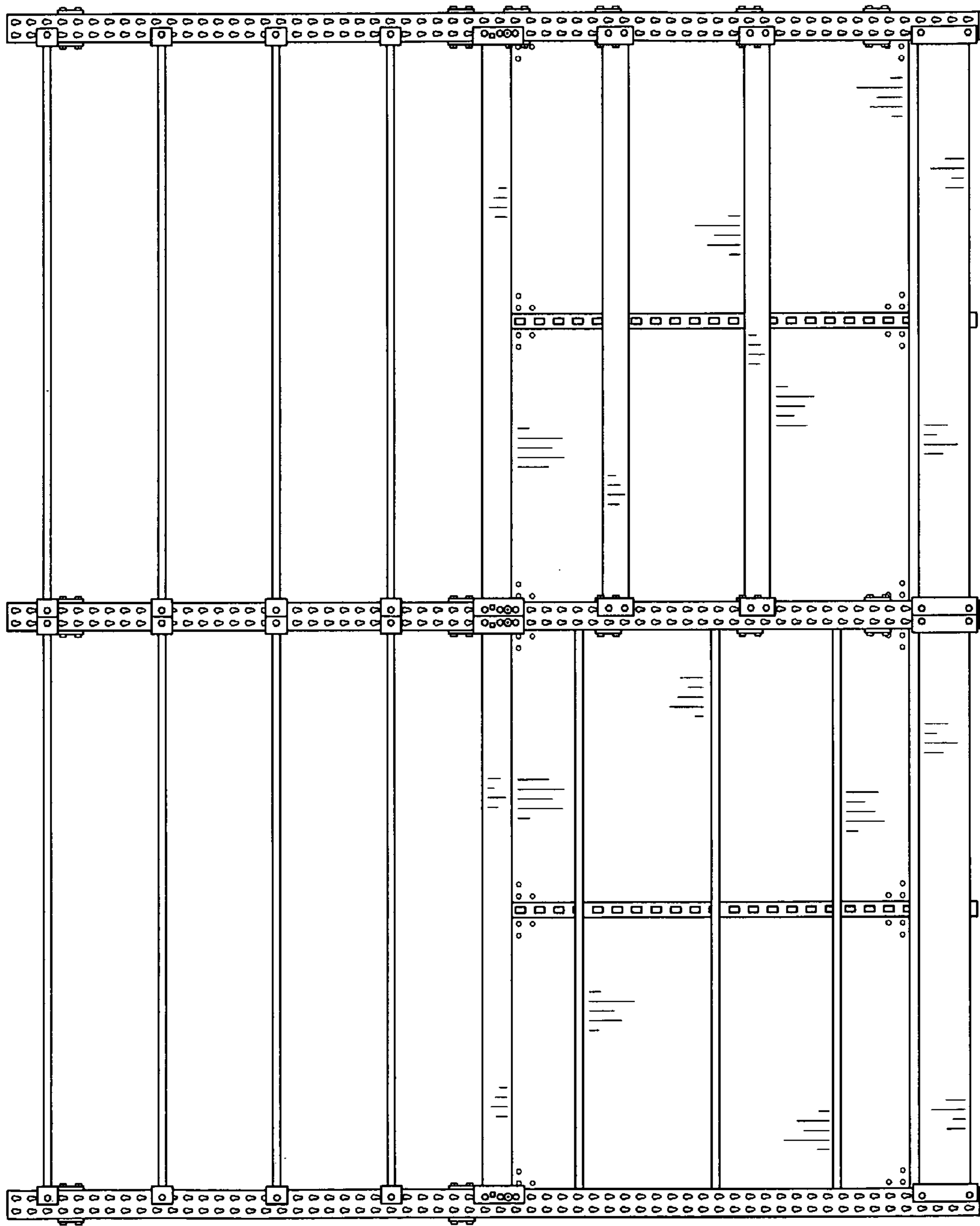


FIG. 2

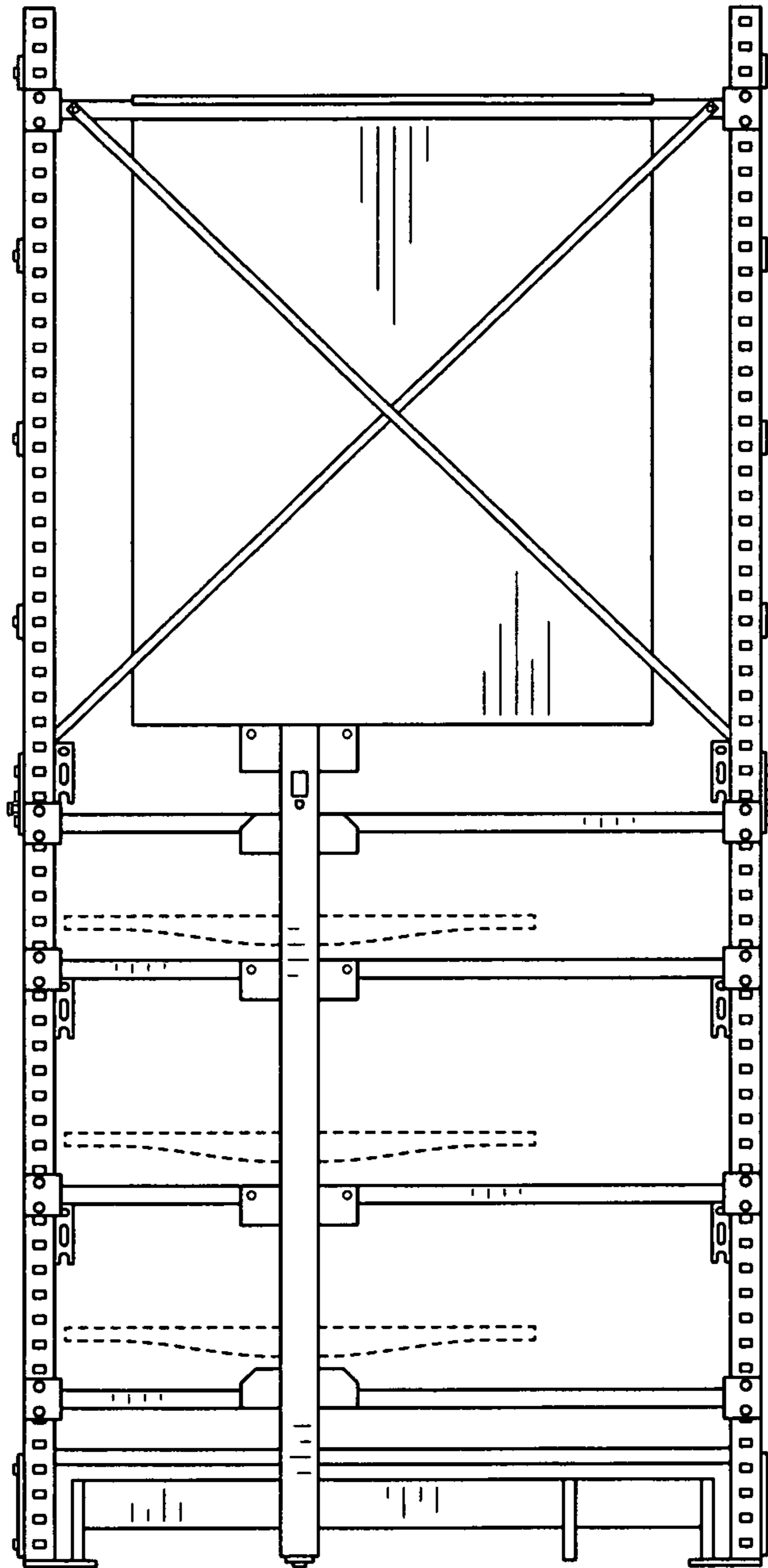


FIG. 3

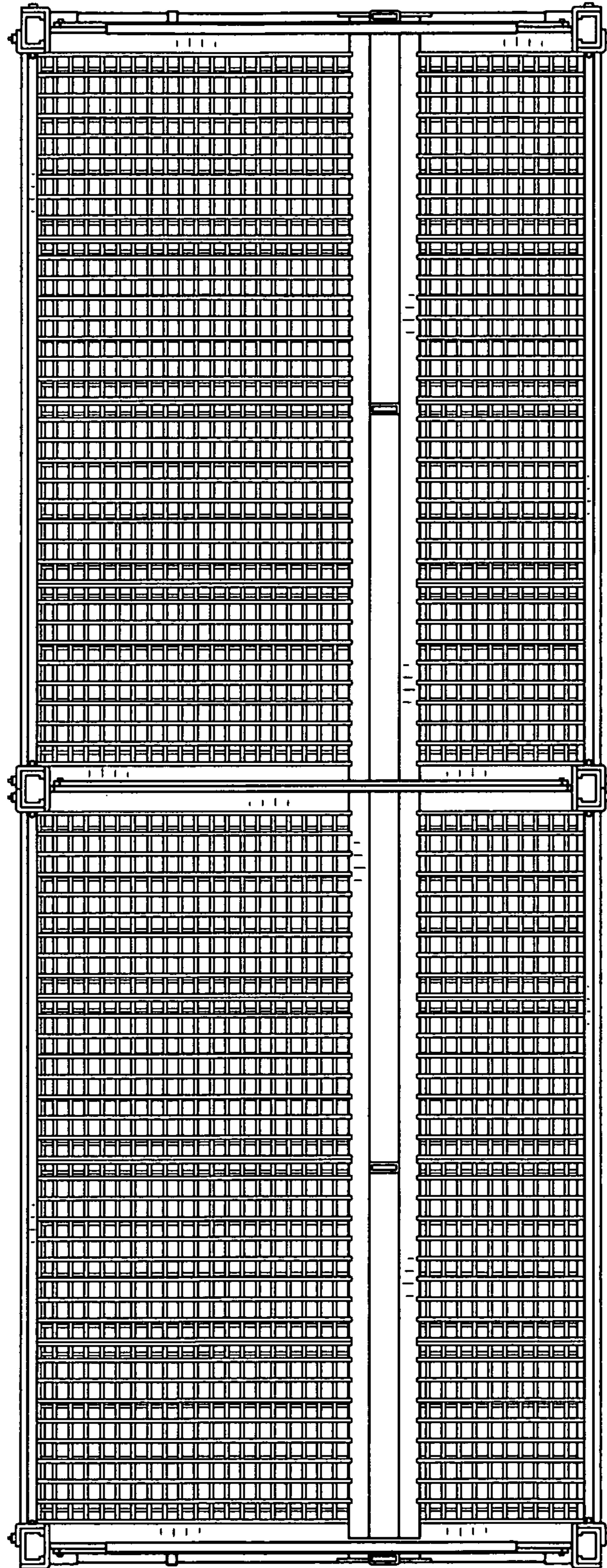


FIG. 4

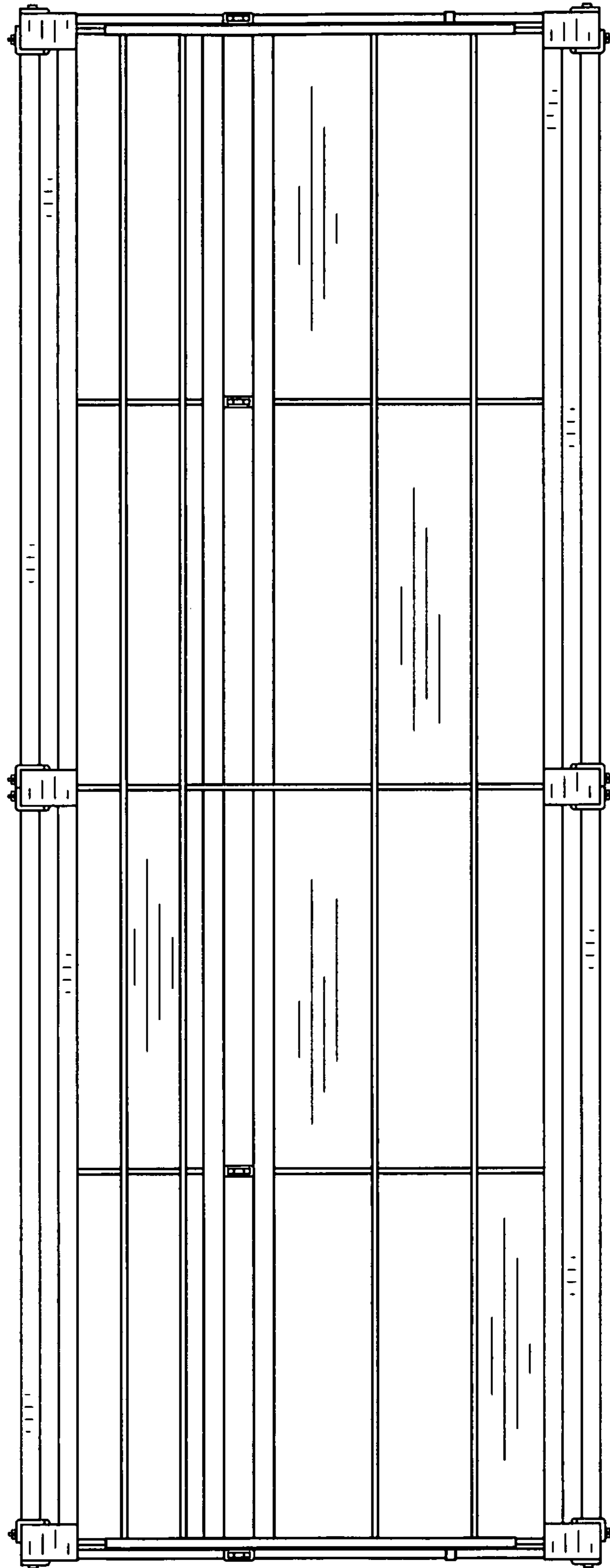


FIG. 5

UNITED STATES PATENT AND TRADEMARK OFFICE
Certificate

Patent No. D. 683,160 S

Patented: May 28, 2013

On petition requesting issuance of a certificate for correction of inventorship pursuant to 35 U.S.C. 256, it has been found that the above identified patent, through error and without any deceptive intent, improperly sets forth the inventorship.

Accordingly, it is hereby certified that the correct inventorship of this patent is: Eric V. Williams, Paragould, AR (US); Gregory O. C. Ota, Jonesboro, AR (US); and Chris Hoggard, Pocahontas, AR (US).

Signed and Sealed this Eleventh Day of November 2014.

CARON D. VEYNAR
Supervisory Patent Examiner
Art Unit 2913
Technology Center 2900