



US00D683138S

(12) **United States Design Patent**
Lee et al.

(10) **Patent No.:** **US D683,138 S**
(45) **Date of Patent:** **** May 28, 2013**

(54) **ORAL CARE IMPLEMENT**

(75) Inventors: **David Lee**, East Brunswick, NJ (US);
Brenda Zuck, Greenwood Lake, NY
(US)

(73) Assignee: **Colgate-Palmolive Company**, New
York, NY (US)

(**) Term: **14 Years**

(21) Appl. No.: **29/381,428**

(22) Filed: **Dec. 20, 2010**

(51) **LOC (9) Cl.** **28-03**

(52) **U.S. Cl.**
USPC **D4/101; D4/108**

(58) **Field of Classification Search** D4/101,
D4/104-112, 132-134, 138; 15/110, 111,
15/143.1, 167.1, 167.2; 132/308-311; 601/139,
601/141; 606/161; D7/395, 401.2; D8/107,
D8/303; D24/46, 48; 16/430, 902, DIG. 12,
16/DIG. 18, DIG. 19

See application file for complete search history.

(56) **References Cited**

U.S. PATENT DOCUMENTS

D154,598 S *	7/1949	Gass	D4/108
D351,732 S *	10/1994	Dair et al.	D4/104
D371,242 S	7/1996	Shimatsu et al.		
D375,205 S *	11/1996	Lewkowicz	D4/104
D457,000 S	5/2002	Lim		
D474,895 S	5/2003	Breit		
D479,403 S *	9/2003	Breit et al.	D4/101
D491,728 S *	6/2004	Jimenez	D4/101
D500,599 S	1/2005	Callaghan		
D514,320 S	2/2006	Hohlbein		
D534,726 S	1/2007	Vu		
7,418,757 B2 *	9/2008	Gatzerneyer et al.	15/105
D591,050 S	4/2009	Moskovich		
D609,013 S	2/2010	Kling et al.		
D611,254 S	3/2010	Lee		

(Continued)

FOREIGN PATENT DOCUMENTS

EM	000989157-0002			9/2008
JP	1339684 S *			9/2008
KR	30-0353095 S *			6/2004

OTHER PUBLICATIONS

CN 3505549D Registered Design Application, (Sheng Dafang) Feb. 15, 2006, [online], [retrieved on Sep. 23, 2012] Retrieved from the State Intellectual Property Office's CNIPR Database using the Internet: <URL: <http://www.cnipr.com>>.*

(Continued)

Primary Examiner — Melanie H Tung
Assistant Examiner — Lavone D Tabor

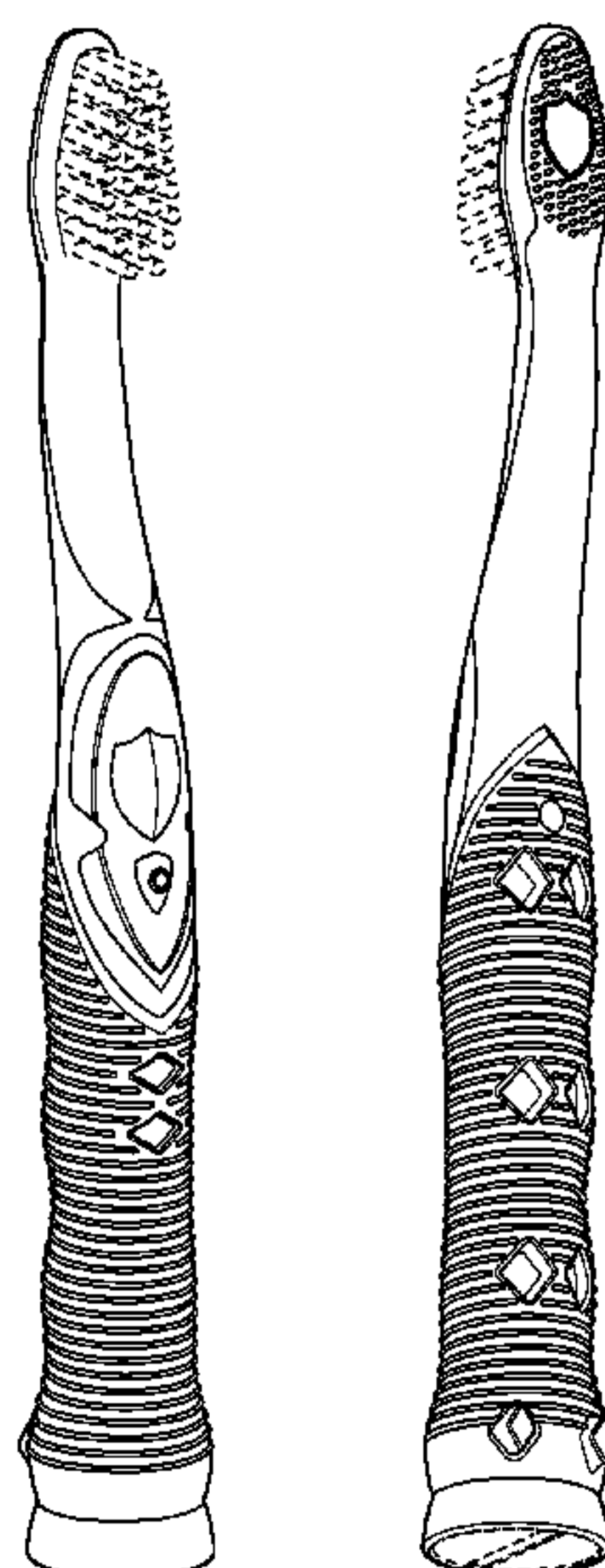
(57) **CLAIM**

The ornamental design for an oral care implement, as shown and described.

DESCRIPTION

FIG. 1 is a right front perspective view of an oral care implement according to the new design;
FIG. 2 is a left front perspective view thereof;
FIG. 3 is a right rear perspective view thereof;
FIG. 4 is a left rear perspective view thereof;
FIG. 5 is a front view thereof;
FIG. 6 is a rear view thereof;
FIG. 7 is a right side view thereof;
FIG. 8 is a left side view thereof;
FIG. 9 is a top view thereof; and,
FIG. 10 is a bottom view thereof.
The dash-dot-dash broken line shown in FIGS. 3, 4, and 10 represents the bounds of the claim and forms no part thereof and the dashed broken lines illustrate portions of the oral care implement that form no part of the claimed design.

1 Claim, 5 Drawing Sheets



U.S. PATENT DOCUMENTS

7,917,986 B2 * 4/2011 Jimenez et al. 15/167.1
8,240,936 B2 * 8/2012 Vazquez et al. 401/282
2008/0201884 A1 8/2008 Vazquez et al.
2008/0276393 A1 * 11/2008 Russell et al. 15/167.1
2009/0183331 A1 7/2009 Gross et al.

OTHER PUBLICATIONS

CN 3238430 Registered Design Application, (Hou Longzhong) May
29, 2002, [online], [retrieved on Jun. 4, 2011] Retrieved from the

Questel Intellectual Property Portal Design Database using the
Internet: <URL: <http://www.orbit.com>>.

CN 300685361 Registered Design Application, (Lv Yinhua) Aug. 29,
2007, [online], [retrieved on Jan. 21, 2011] Retrieved from the
Questel Intellectual Property Portal Design Database using the
Internet: <URL: <http://www.orbit.com>>.

JP D1179312 Registered Design Application, (Matsushita Electric
Corp) Jul. 14, 2003, [online], [retrieved on Mar. 3, 2011] Retrieved
from the Questel Intellectual Property Portal Design Database using
the Internet; <URL: <http://www.orbit.com>>.

* cited by examiner

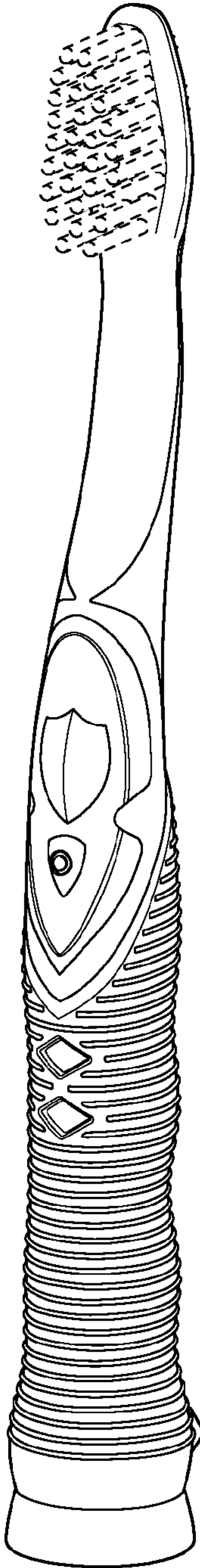


FIG. 1

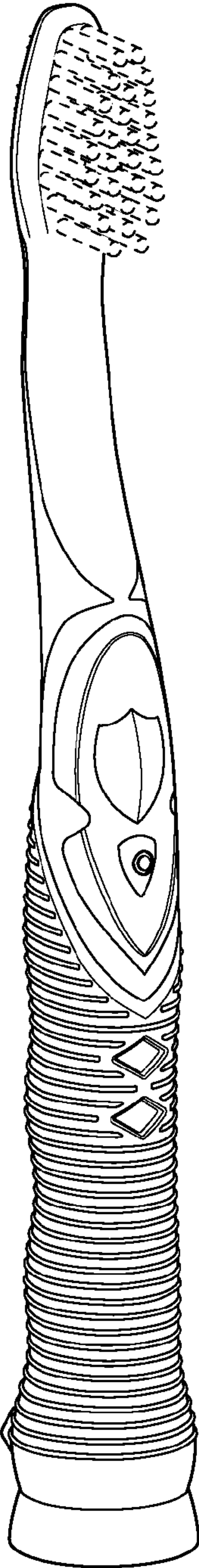


FIG. 2

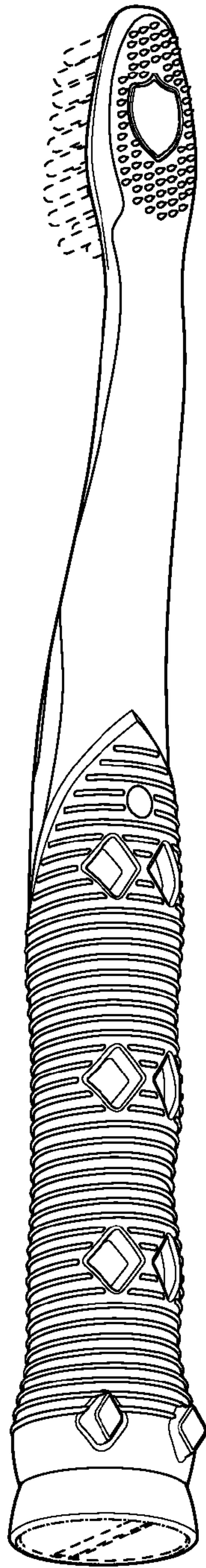


FIG. 3

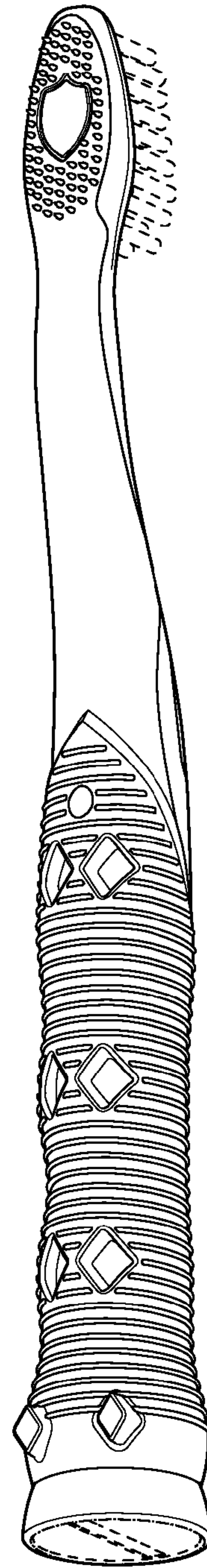


FIG. 4

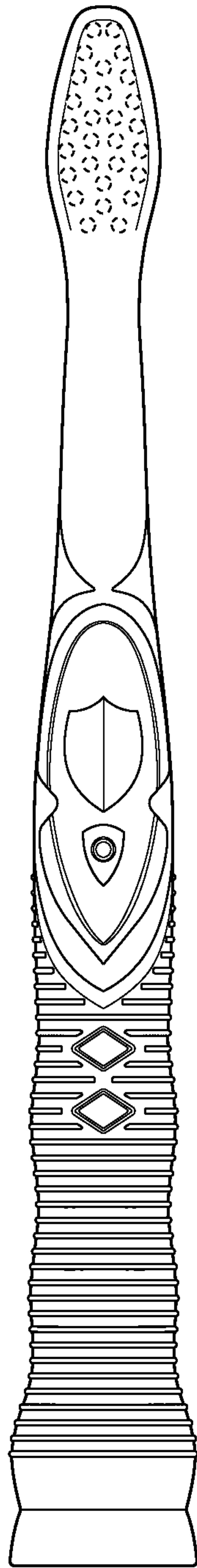


FIG. 5




FIG. 6

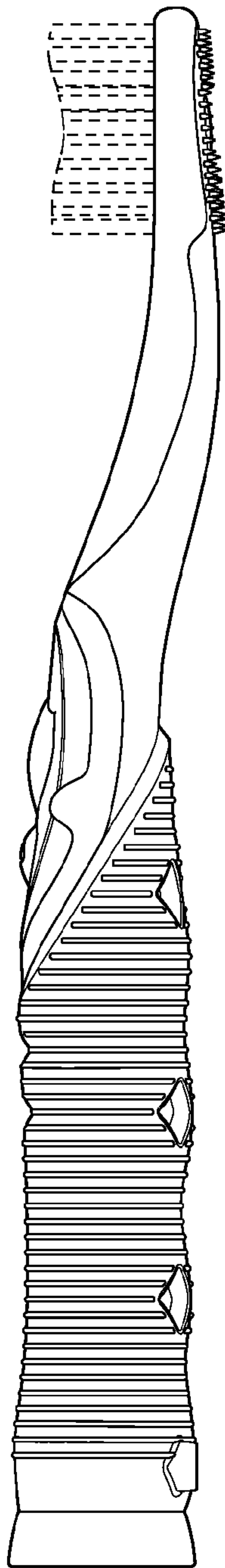


FIG. 7

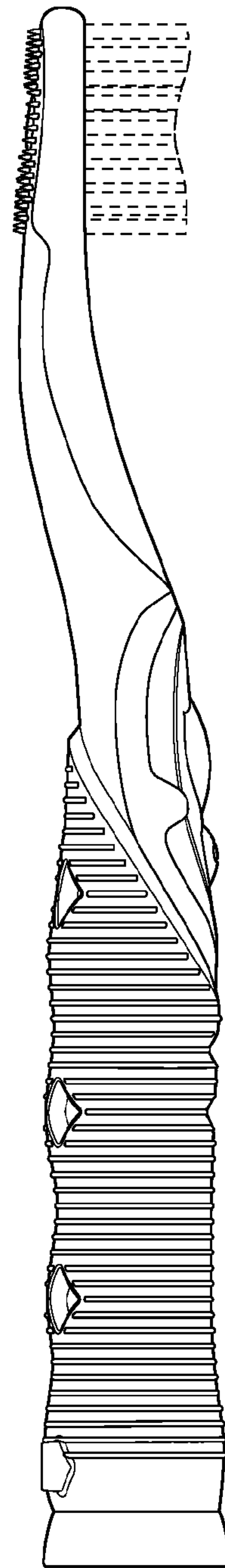


FIG. 8

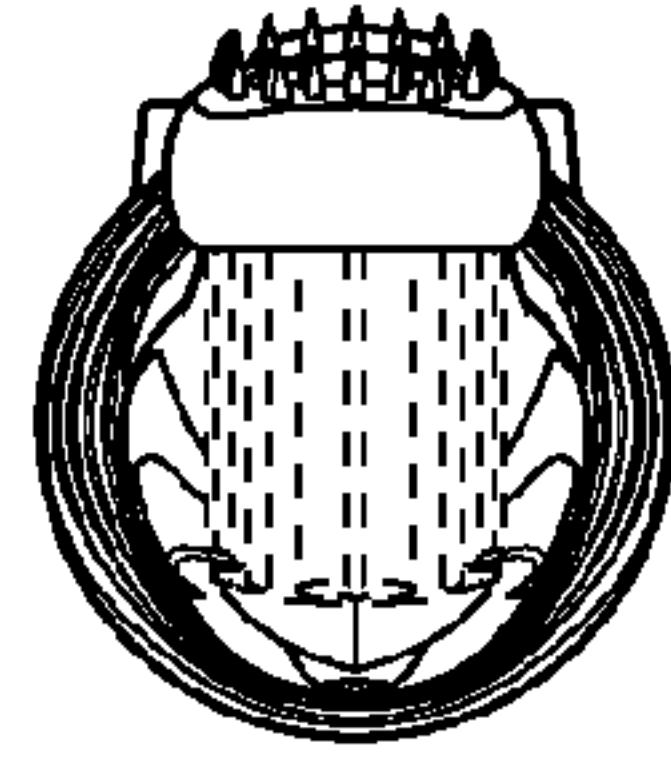


FIG. 9

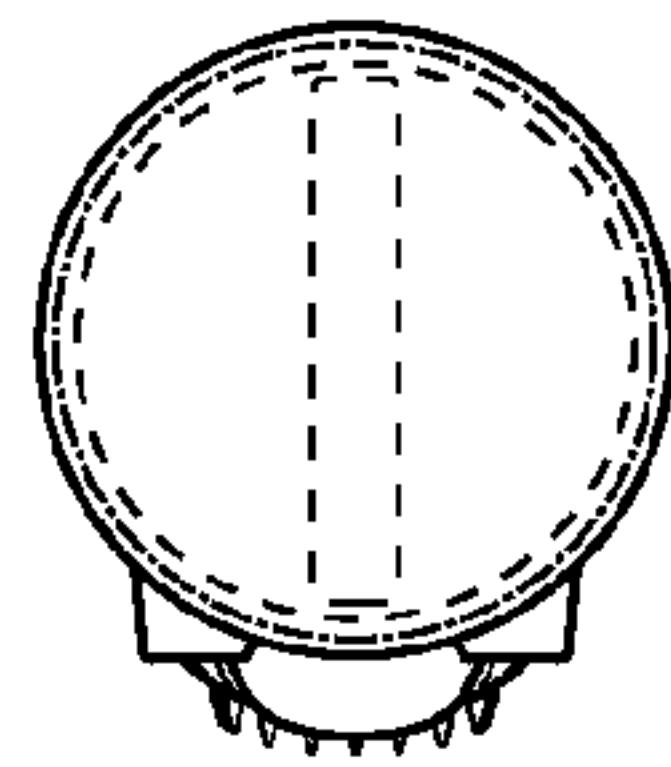


FIG. 10