



US00D683137S

(12) **United States Design Patent**
Davis

(10) **Patent No.:** **US D683,137 S**
(45) **Date of Patent:** **** May 28, 2013**

- (54) **FLEXIBLE CARRIER SLING**
- (76) Inventor: **Eugene Davis**, Tipp City, OH (US)
- (**) Term: **14 Years**
- (21) Appl. No.: **29/421,755**
- (22) Filed: **Sep. 14, 2012**
- (51) **LOC (9) Cl.** **03-02**
- (52) **U.S. Cl.**
USPC **D3/315**
- (58) **Field of Classification Search**
USPC D3/315, 316, 270, 276, 279; D23/410;
294/137, 140, 141, 152-157, 167; 206/282-284,
206/287; D34/28

See application file for complete search history.

D531,402 S 11/2006 Sofy
D602,254 S 10/2009 Cutler
D640,055 S * 6/2011 Mailet D3/276
D665,899 S * 8/2012 Authier et al. D23/410

* cited by examiner

Primary Examiner — Ian Simmons
Assistant Examiner — Charles Hanson
(74) *Attorney, Agent, or Firm* — Donald Grant Kelly


(57) **CLAIM**
The ornamental design for a flexible carrier sling, as shown and described.

DESCRIPTION

FIG. 1 is a perspective view of a flexible carrier sling showing my new design;
FIG. 2 is a left side elevation view and mirror image of a right side elevation view thereof;
FIG. 3 is a first end elevation view and mirror image of a second end elevation view thereof;
FIG. 4 is a top plan view thereof;
FIG. 5 is a bottom plan view thereof; and,
FIG. 6 is another perspective view thereof.
The broken line showing of the logo in FIGS. 1, 2 and 6, and the items in transport in FIG. 6 is included for the purpose of illustrating environmental matter and forms no part of the claimed design.

- (56) **References Cited**
U.S. PATENT DOCUMENTS
1,559,046 A 10/1925 McLeran
1,665,184 A * 4/1928 Thrower 383/6
3,792,806 A * 2/1974 Layton 294/152
4,248,364 A * 2/1981 Anderson 383/6
D267,442 S 1/1983 Anderson
D267,623 S 1/1983 Giesz, Jr.
D268,223 S * 3/1983 Faulkner D3/315
D272,202 S * 1/1984 Ring D3/270
4,950,014 A 8/1990 Smith
D398,082 S * 9/1998 Martz D30/109
5,911,463 A * 6/1999 Fesko 294/152
6,039,205 A 3/2000 Flink
D481,539 S * 11/2003 Martz D3/279

1 Claim, 6 Drawing Sheets






FIG. 1




FIG. 2

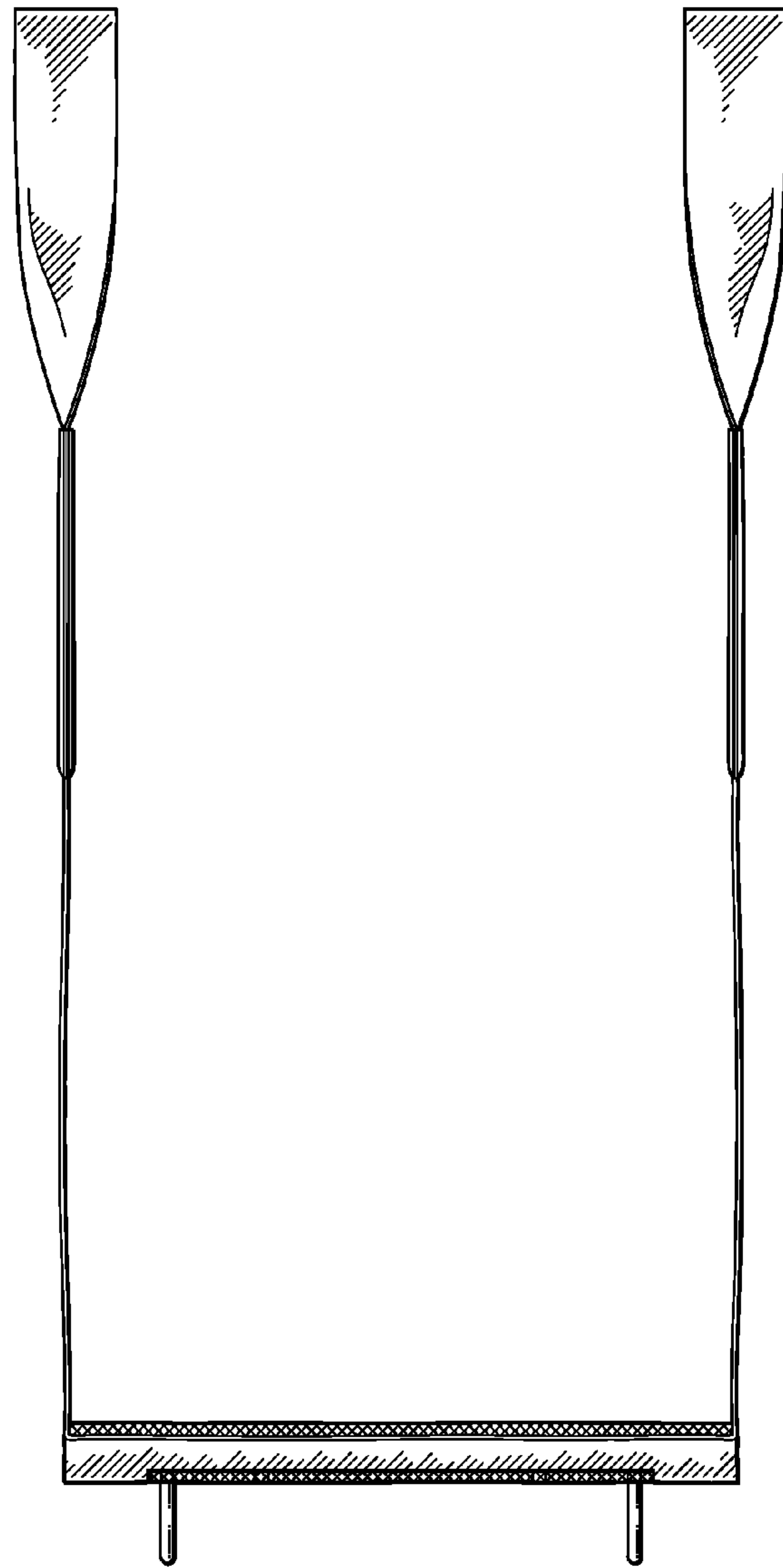


FIG. 3

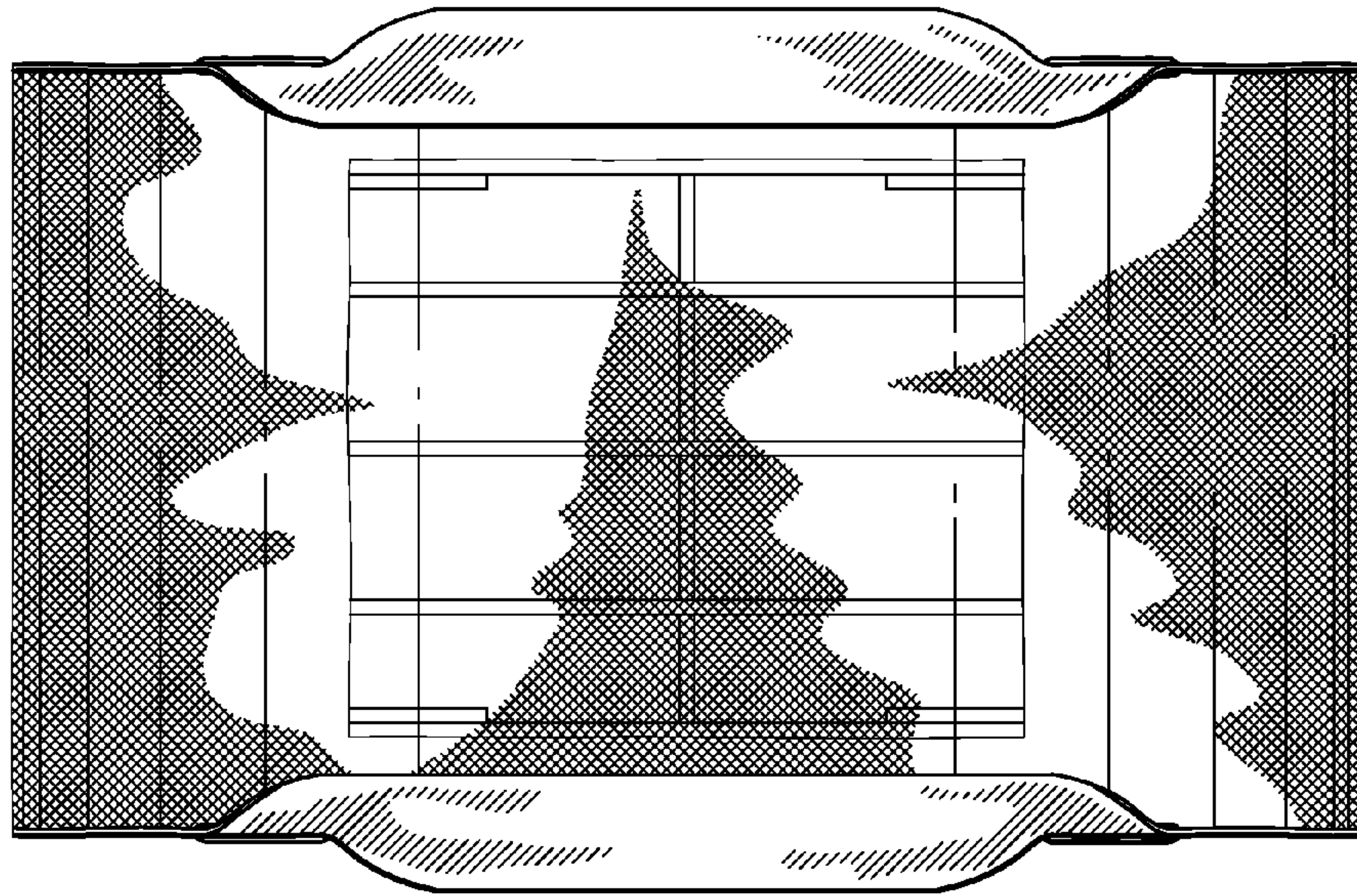


FIG. 4

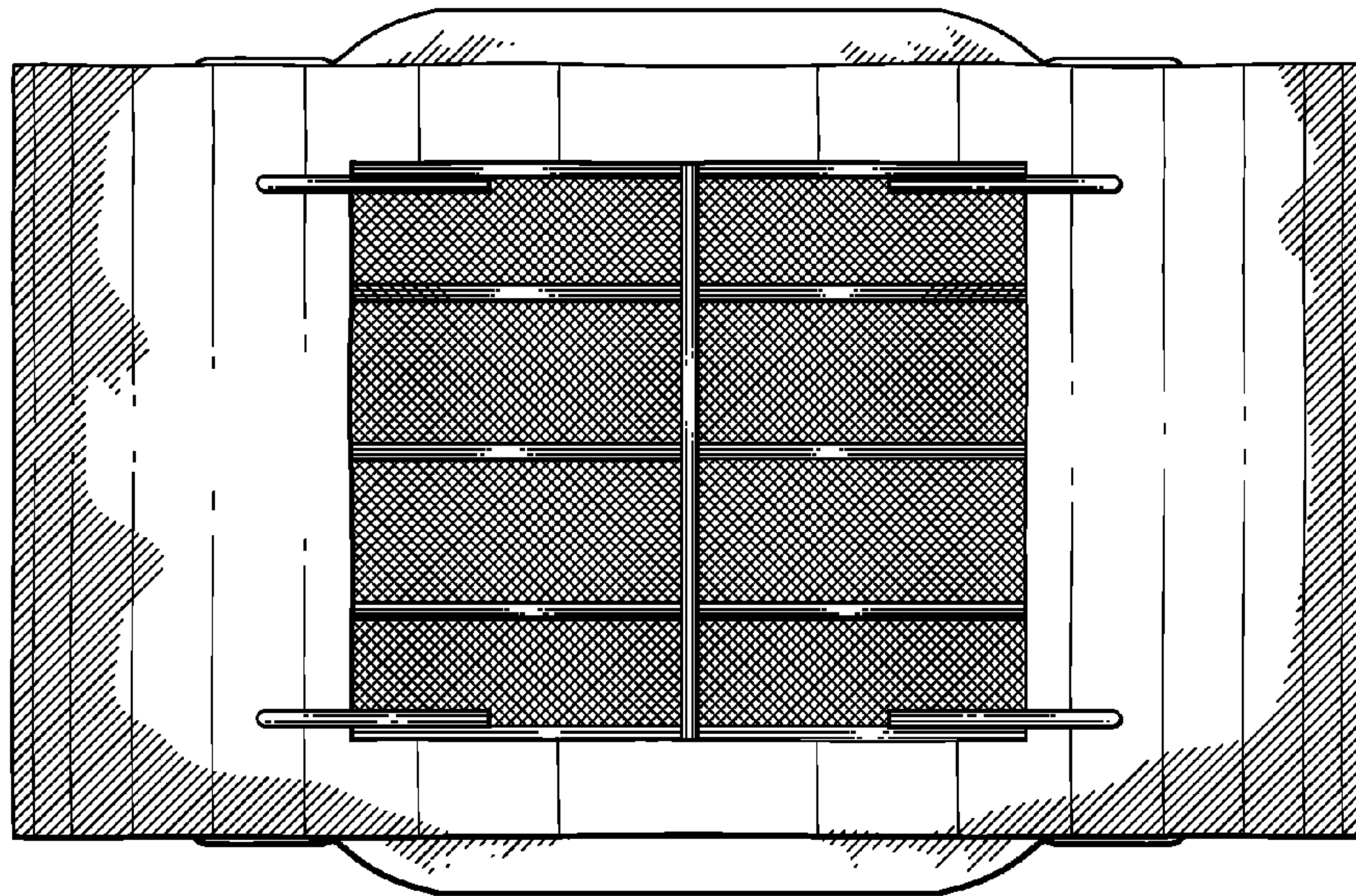


FIG. 5




FIG. 6