



US00D683135S

(12) **United States Design Patent**  
**Smith**

(10) **Patent No.:** **US D683,135 S**

(45) **Date of Patent:** **\*\* May 28, 2013**

(54) **BRA CELL PHONE HOLDER ACCESSORY**

(76) **Inventor:** **Kelly Noel Smith, Hixson, TN (US)**

(\*\*) **Term:** **14 Years**

(21) **Appl. No.:** **29/429,445**

(22) **Filed:** **Aug. 10, 2012**

(51) **LOC (9) Cl.** ..... **03-01**

(52) **U.S. Cl.**  
USPC ..... **D3/218**

(58) **Field of Classification Search**

USPC ..... D3/218, 215, 224, 226, 228, 219,  
D3/201, 303, 221, 247-249; 224/219, 222,  
224/267, 269, 240-241, 236, 587; 206/305,  
206/320; 455/575.1-575.8; D2/706

See application file for complete search history.

(56) **References Cited**

**U.S. PATENT DOCUMENTS**

D307,516 S *	5/1990	Lesch .....	D3/226
D450,183 S *	11/2001	Giaquinto .....	D3/226
6,321,958 B1 *	11/2001	Erdmann .....	224/236
D469,249 S *	1/2003	Cain .....	D3/215
D483,562 S *	12/2003	Barton .....	D3/226
D511,890 S *	11/2005	Burns .....	D3/226

D561,465 S *	2/2008	Cundiff .....	D3/226
D638,216 S *	5/2011	Fahrendorff et al. ....	D3/218
D642,792 S *	8/2011	Tremblay .....	D3/218

\* cited by examiner

*Primary Examiner* — Catheri Oliver-Garcia

(74) *Attorney, Agent, or Firm* — Sinoirca, LLC

(57) **CLAIM**

The ornamental design for a bra cell phone holder accessory, as shown and described.

**DESCRIPTION**

FIG. 1 is a perspective view of the bra cell phone holder accessory;

FIG. 2 is a front elevational view thereof;

FIG. 3 is a rear elevational view thereof;

FIG. 4 is a right-side elevational view thereof;

FIG. 5 is a left-side elevational view thereof;

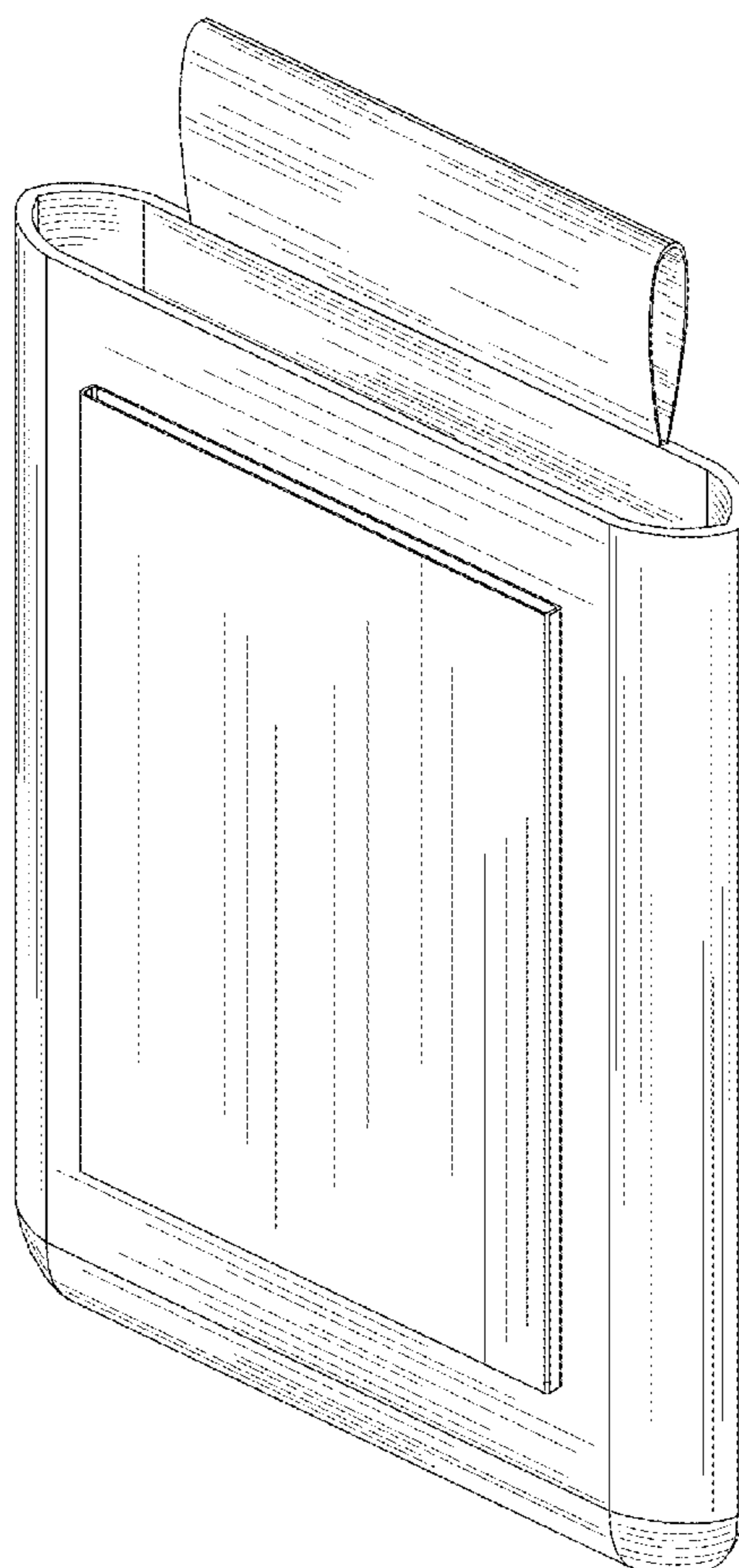
FIG. 6 is a bottom plan view thereof;

FIG. 7 is a top plan view thereof; and,

FIG. 8 is a perspective view thereof wherein the bra cell phone holder accessory is attached to the inside of a bra.

The broken lines showing the bra and attachment strap in FIG. 8 are included for the purpose of showing environmental structure and forms no part of the claimed design.

**1 Claim, 8 Drawing Sheets**






FIG. 1




FIG. 2




FIG. 3

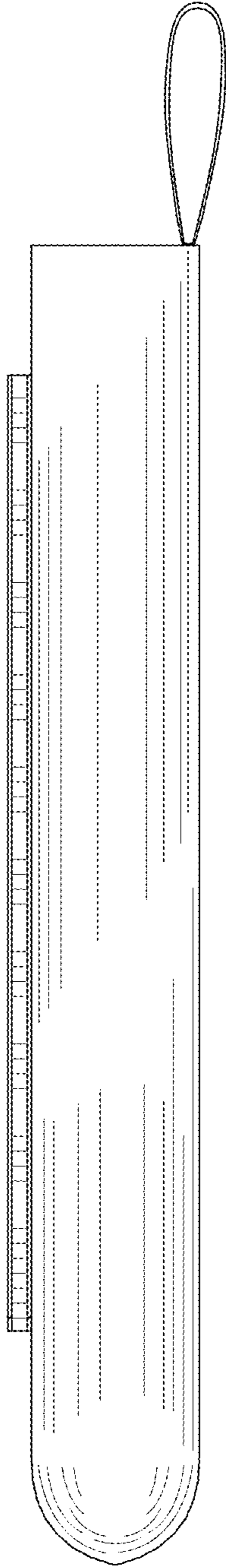


FIG. 4



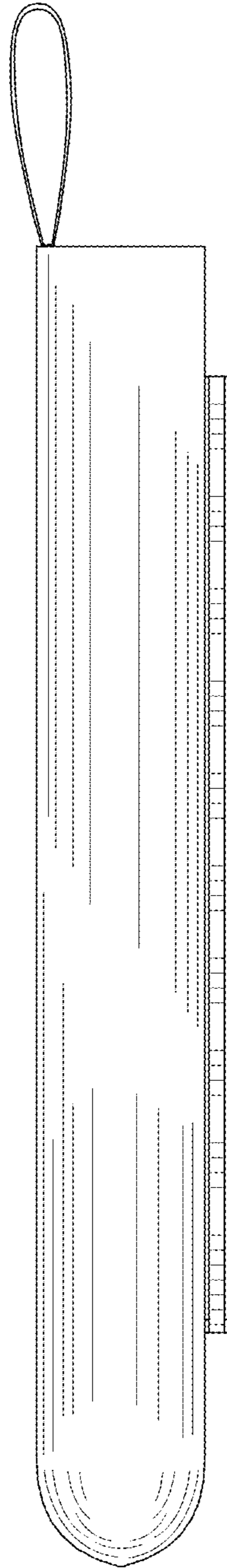


FIG. 5

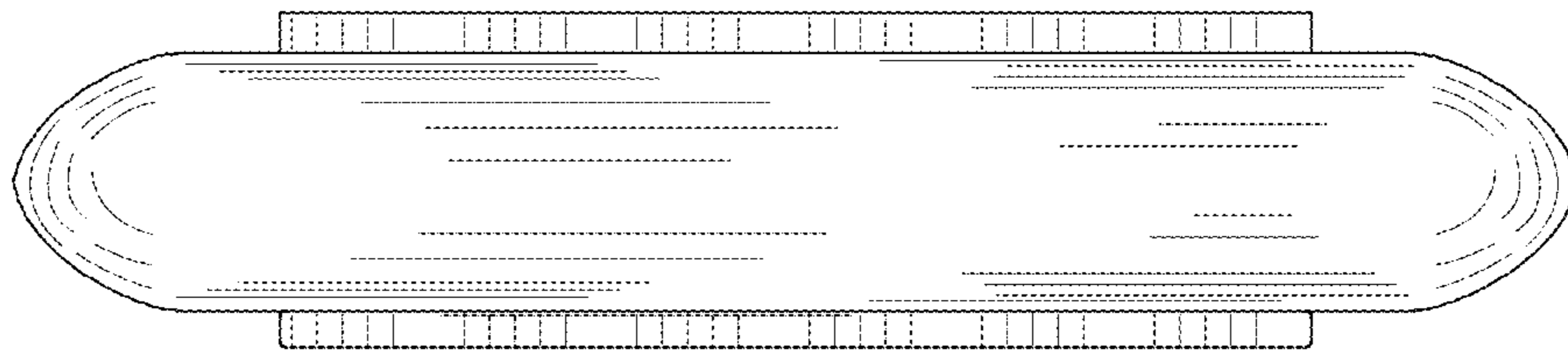


FIG. 6

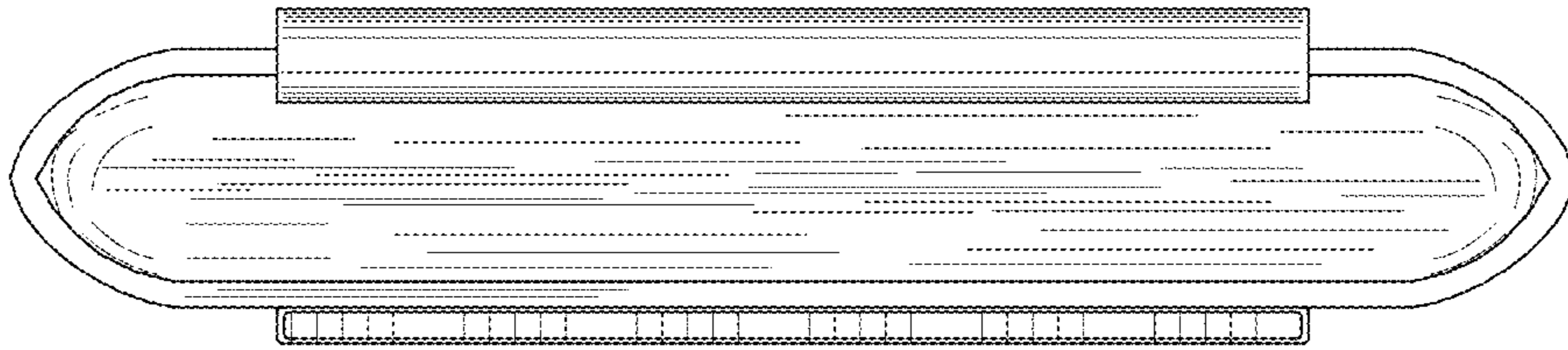


FIG. 7



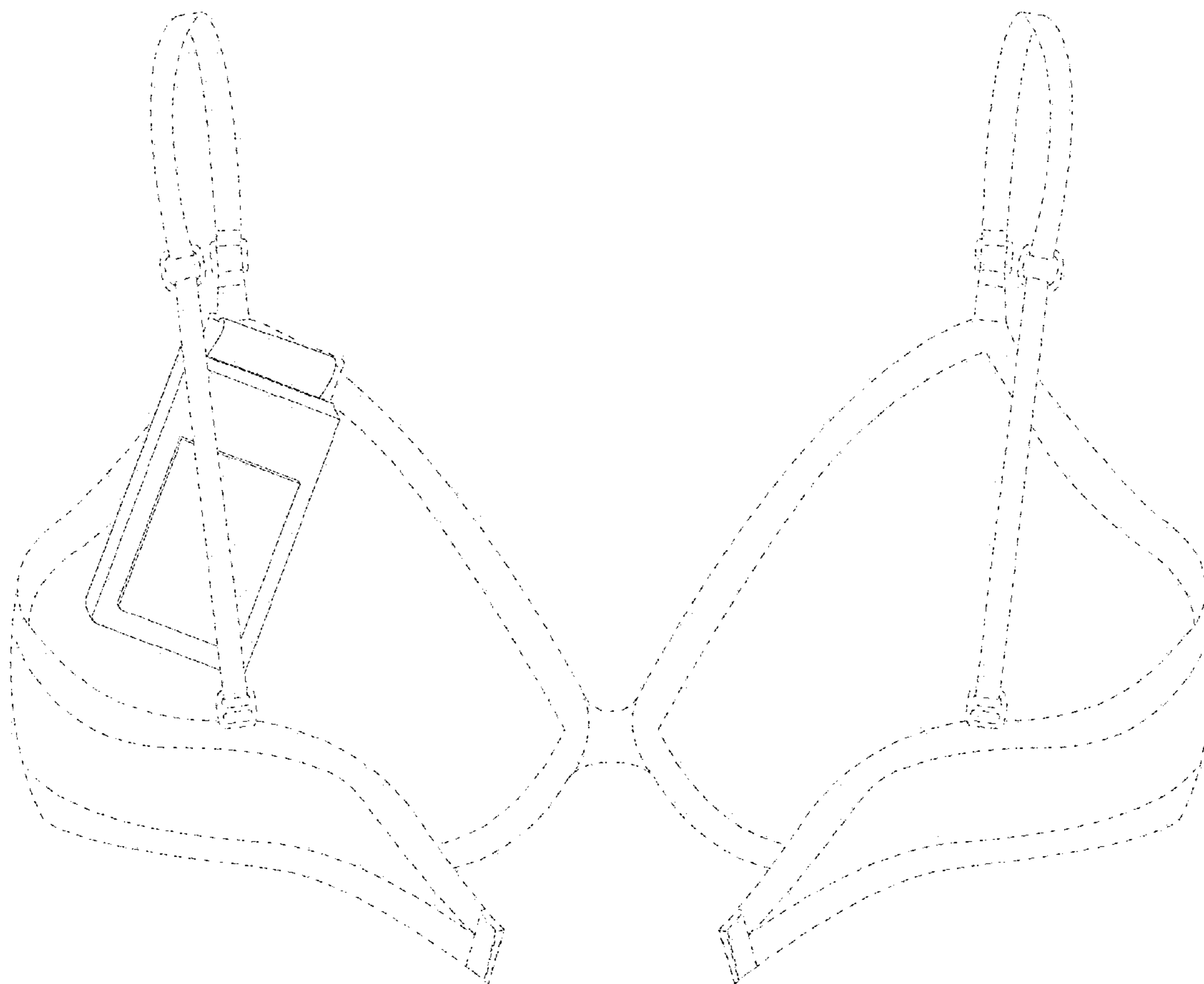


FIG. 8