



US00D683121S

(12) **United States Design Patent**
Gross et al.

(10) **Patent No.:** **US D683,121 S**
(45) **Date of Patent:** **** May 28, 2013**

- (54) **INSOLE**
- (75) Inventors: **Jerome Gross**, Hermosa Beach, CA (US); **Joseph Skaja**, Hermosa Beach, CA (US)
- (73) Assignee: **Skysole Corporation**, Hermosa Beach, CA (US)
- (**) Term: **14 Years**
- (21) Appl. No.: **29/409,097**
- (22) Filed: **Dec. 20, 2011**
- (51) **LOC (9) Cl.** **02-04**
- (52) **U.S. Cl.**
USPC **D2/961**
- (58) **Field of Classification Search** D2/914,
D2/946-962; 36/43, 44, 71, 88, 91-94, 100,
36/101, 126, 136, 145, 154, 173
See application file for complete search history.

(56) **References Cited**

U.S. PATENT DOCUMENTS

1,605,588	A	11/1926	Huiskamp	
2,474,815	A	7/1949	Brahm	
D237,323	S *	10/1975	Isohara	D2/954
D241,484	S *	9/1976	Castano	D2/953
D255,178	S *	6/1980	Fuzita	D2/953
4,215,492	A	8/1980	Sandmeier	
D298,483	S *	11/1988	Liggett et al.	D2/954
4,896,441	A *	1/1990	Galasso	36/43
5,675,914	A	10/1997	Cintron	
D401,044	S *	11/1998	Heine	D2/954
D485,973	S *	2/2004	Adams	D2/954

D492,475	S *	7/2004	Adams	D2/954
D497,473	S *	10/2004	Martinez	D2/961
D497,708	S *	11/2004	Granger et al.	D2/961
D515,292	S *	2/2006	Granger et al.	D2/961
D515,301	S *	2/2006	Gillespie	D2/972
D549,934	S *	9/2007	Horne et al.	D2/951
D554,335	S *	11/2007	Belley et al.	D2/954
D578,285	S *	10/2008	Vasyli et al.	D2/961
D582,641	S *	12/2008	Kielt et al.	D2/961
D602,238	S *	10/2009	Avent et al.	D2/961
D604,033	S *	11/2009	Feldman	D2/961
D611,237	S *	3/2010	Torrance et al.	D2/961
D626,315	S *	11/2010	Teteriatnikov	D2/946
D627,958	S *	11/2010	Cheskin et al.	D2/961
D643,603	S *	8/2011	Teteriatnikov	D2/946
D657,543	S *	4/2012	Bove	D2/961
2004/0118017	A1 *	6/2004	Dalton et al.	36/44
2004/0168354	A1 *	9/2004	Nguyen	36/43

* cited by examiner

Primary Examiner — Keli L Hill

(74) *Attorney, Agent, or Firm* — Fulwider Patton LLP

(57) **CLAIM**

The ornamental design for an insole, as shown and described.

DESCRIPTION

FIG. 1 is a top plan view showing our new design;
 FIG. 2 is a bottom plan view thereof;
 FIG. 3 is a left-hand side view of the design shown in FIG. 2;
 FIG. 4 is a right-hand side thereof;
 FIG. 5 is a front view thereof; and,
 FIG. 6 is a rear view thereof.
 Portions of the insole shown in broken lines form no part of the claimed design.

1 Claim, 2 Drawing Sheets

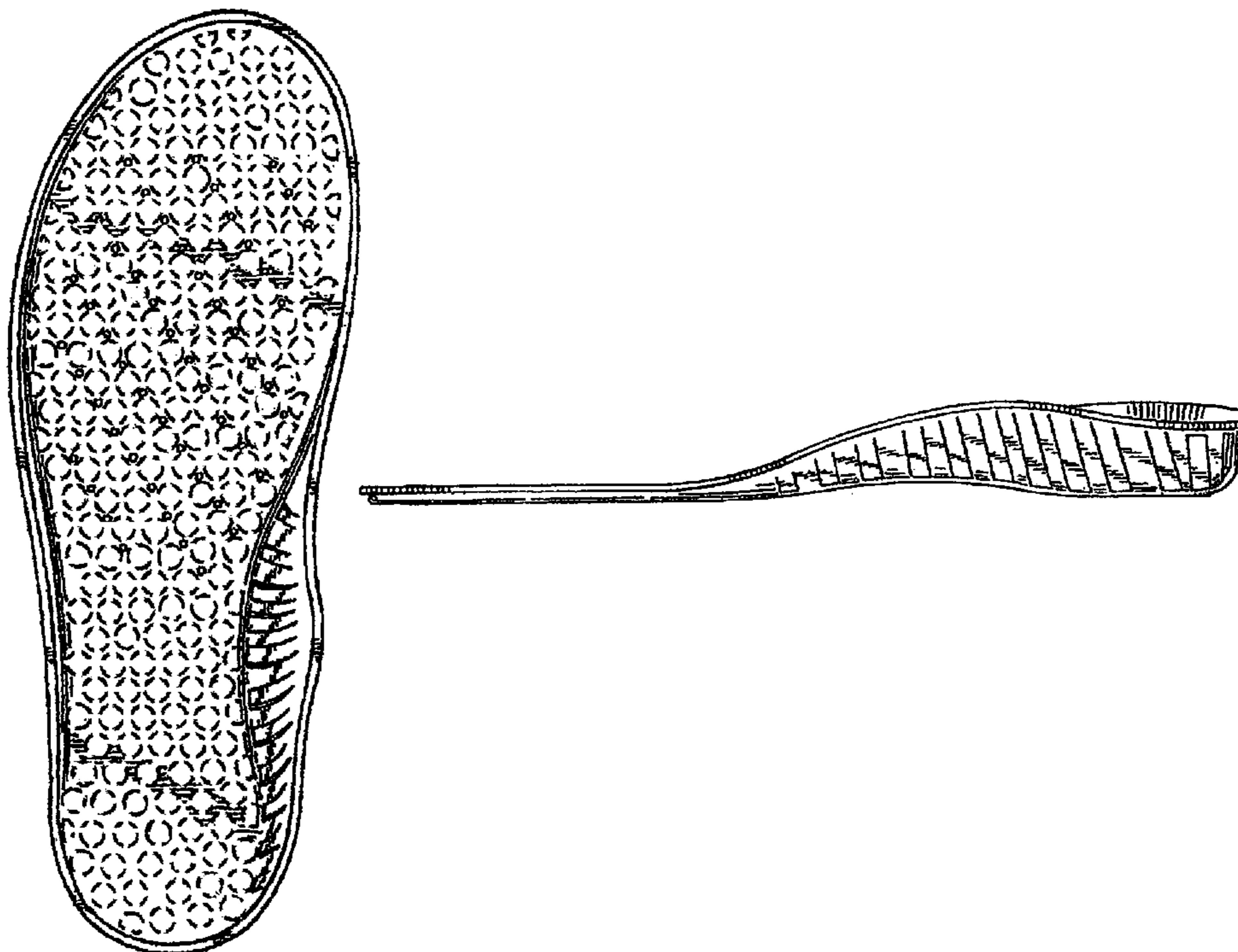


FIG. 1

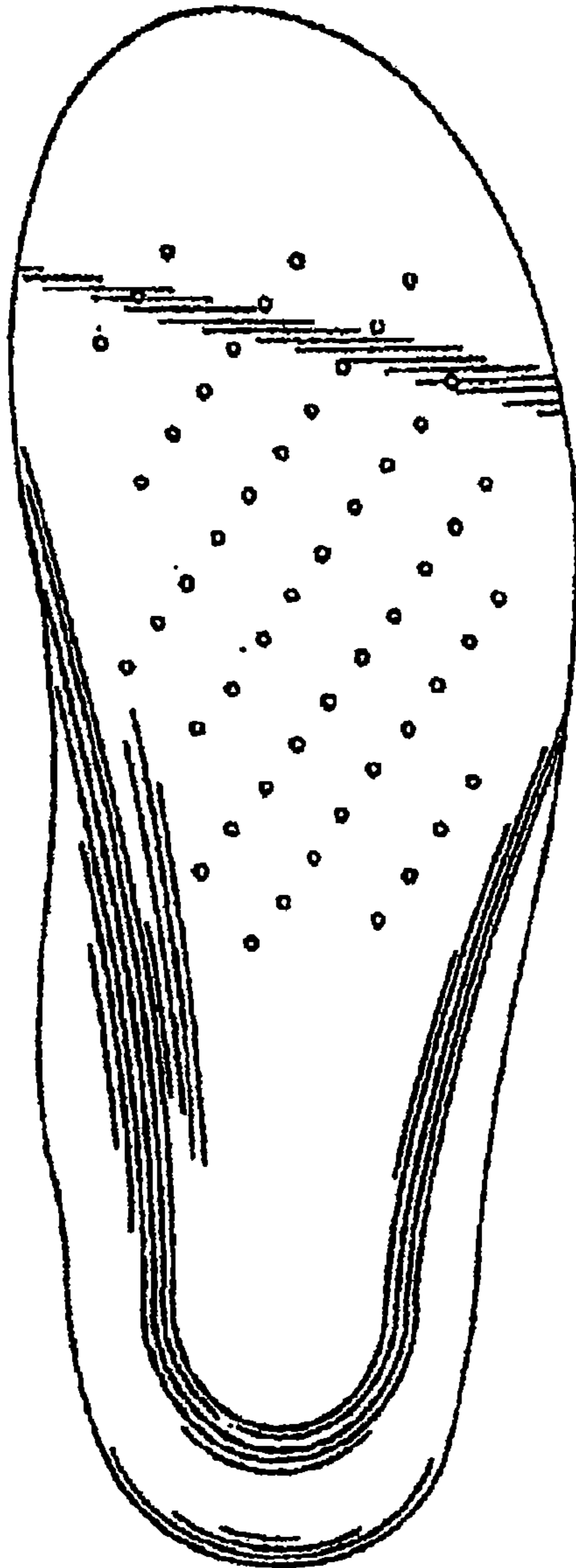
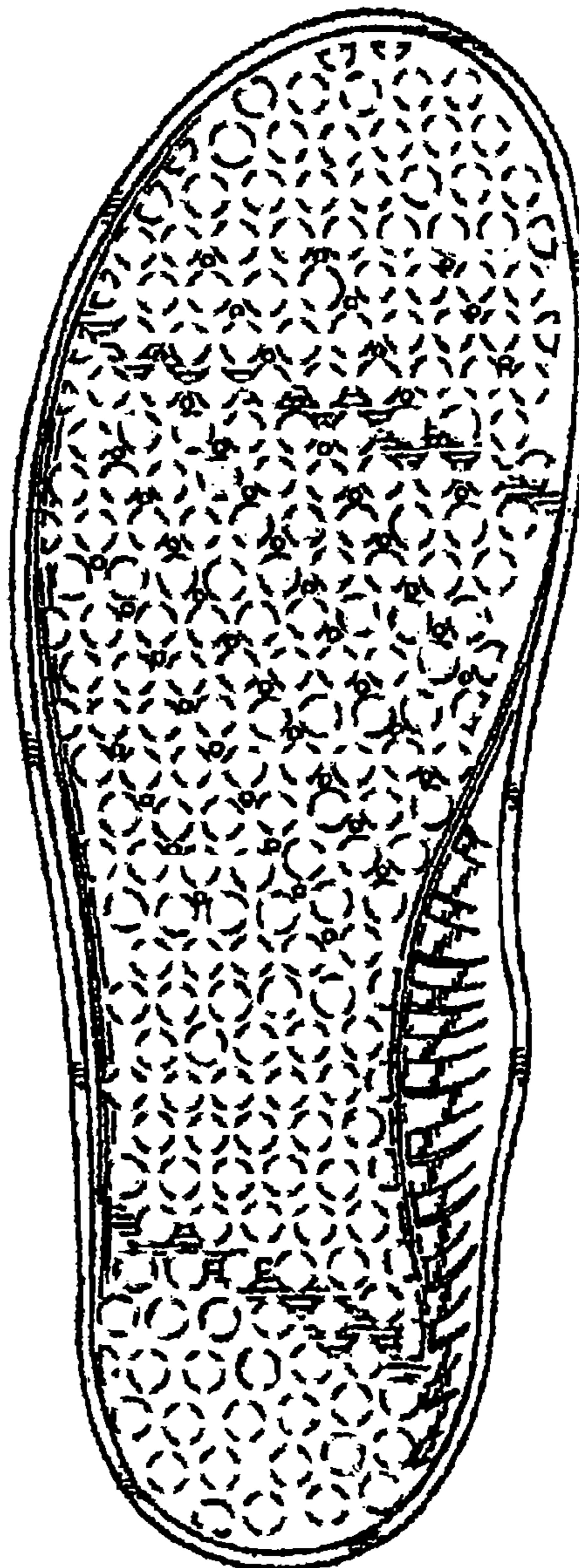


FIG. 2




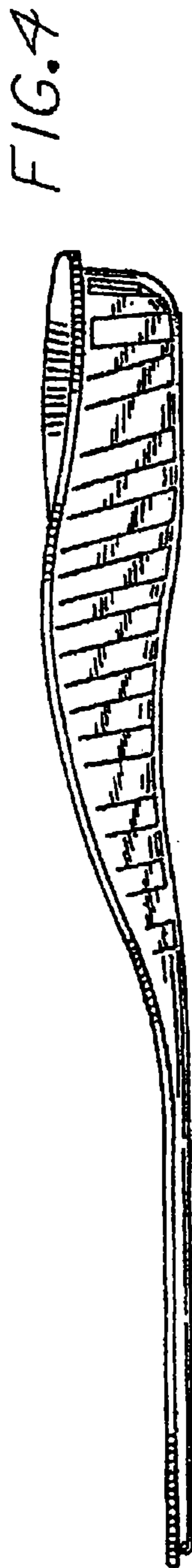


FIG.6

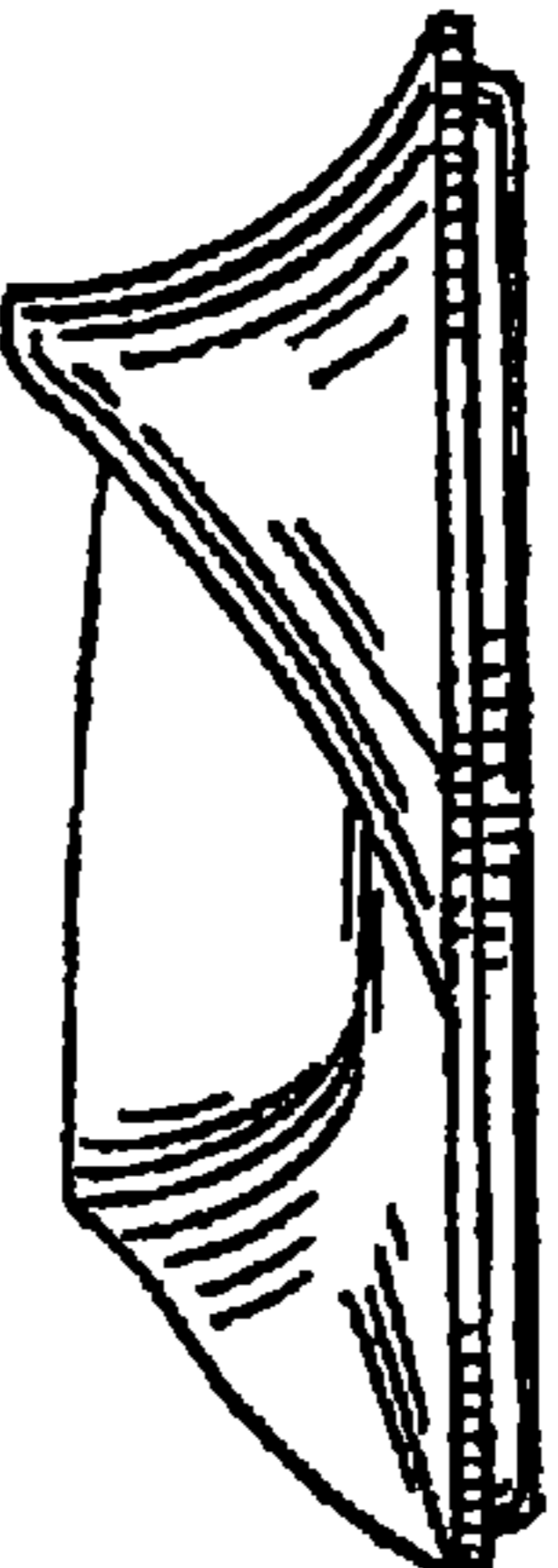


FIG.5