



US00D683120S

(12) **United States Design Patent**
Gross et al.

(10) **Patent No.:** **US D683,120 S**
(45) **Date of Patent:** **** May 28, 2013**

- (54) **INSOLE**
- (75) Inventors: **Jerome Gross**, Hermosa Beach, CA (US); **Joseph Skaja**, Hermosa Beach, CA (US)
- (73) Assignee: **Skysole Corporation**, Hermosa Beach, CA (US)
- (**) Term: **14 Years**
- (21) Appl. No.: **29/409,077**
- (22) Filed: **Dec. 20, 2011**
- (51) **LOC (9) Cl.** **02-04**
- (52) **U.S. Cl.**
USPC **D2/961**
- (58) **Field of Classification Search** D2/914,
D2/946-962; 36/43, 44, 71, 88, 91-94, 100,
36/101, 126, 136, 145, 154, 173
See application file for complete search history.

D497,473 S *	10/2004	Martinez	D2/961
D497,708 S *	11/2004	Granger et al.	D2/961
D515,292 S *	2/2006	Granger et al.	D2/961
D515,301 S *	2/2006	Gillespie	D2/972
D549,934 S *	9/2007	Horne et al.	D2/951
D554,335 S *	11/2007	Belley et al.	D2/954
D578,285 S *	10/2008	Vasyli et al.	D2/961
D582,641 S *	12/2008	Kielt et al.	D2/961
D602,238 S *	10/2009	Avent et al.	D2/961
D604,033 S *	11/2009	Feldman	D2/961
D611,237 S *	3/2010	Torrance et al.	D2/961
D626,315 S *	11/2010	Teteriatnikov	D2/946
D627,958 S *	11/2010	Cheskin et al.	D2/961
D643,603 S *	8/2011	Teteriatnikov	D2/946
D657,543 S *	4/2012	Bove	D2/961
2004/0118017 A1 *	6/2004	Dalton et al.	36/44
2004/0168354 A1 *	9/2004	Nguyen	36/43

* cited by examiner

Primary Examiner — Keli L Hill
(74) *Attorney, Agent, or Firm* — Fulwider Patton LLP

(57) **CLAIM**
The ornamental design for an insole, as shown and described.

(56) **References Cited**

U.S. PATENT DOCUMENTS

1,605,588 A	11/1926	Huiskamp	
2,474,815 A	7/1949	Brahm	
D237,323 S *	10/1975	Inohara et al.	D2/954
D241,484 S *	9/1976	Castano	D2/953
D255,178 S *	6/1980	Fuzita	D2/953
4,215,492 A	8/1980	Sandmeier	
D298,483 S *	11/1988	Liggett et al.	D2/954
4,896,441 A *	1/1990	Galasso	36/43
5,675,914 A	10/1997	Cintron	
D401,044 S *	11/1998	Heine	D2/954
D485,973 S *	2/2004	Adams	D2/954
D492,475 S *	7/2004	Adams	D2/954

DESCRIPTION

FIG. 1 is a top plan view of an insole, embodying our new design;
FIG. 2 is a top plan view thereof;
FIG. 3 is a left side view thereof, as taken from FIG. 2;
FIG. 4 is a right side view thereof, as taken from FIG. 2;
FIG. 5 is a front end view thereof; and,
FIG. 6 is a rear end view thereof.
Portions of the insole shown in broken lines form no part of the claimed design.

1 Claim, 2 Drawing Sheets

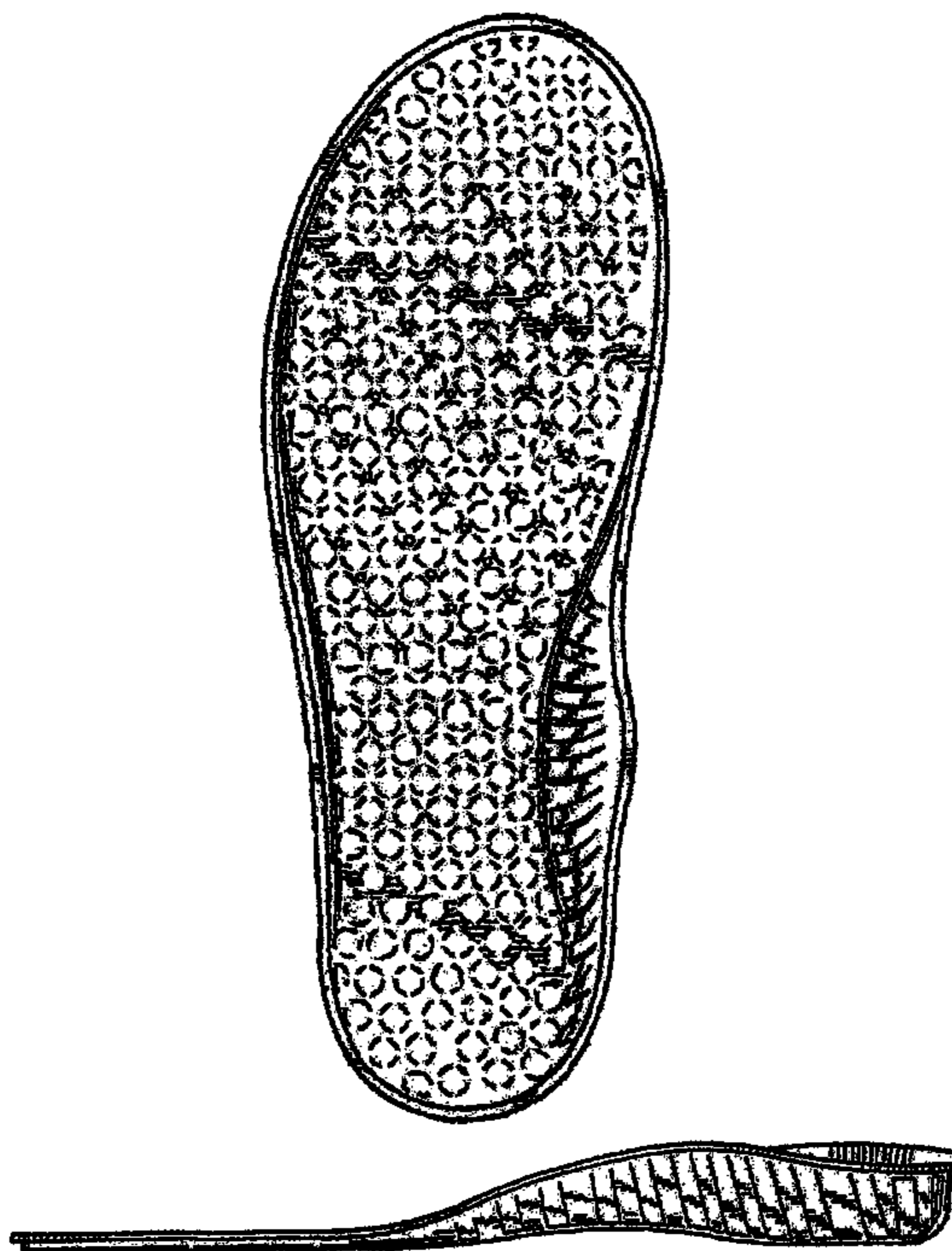


FIG. 1

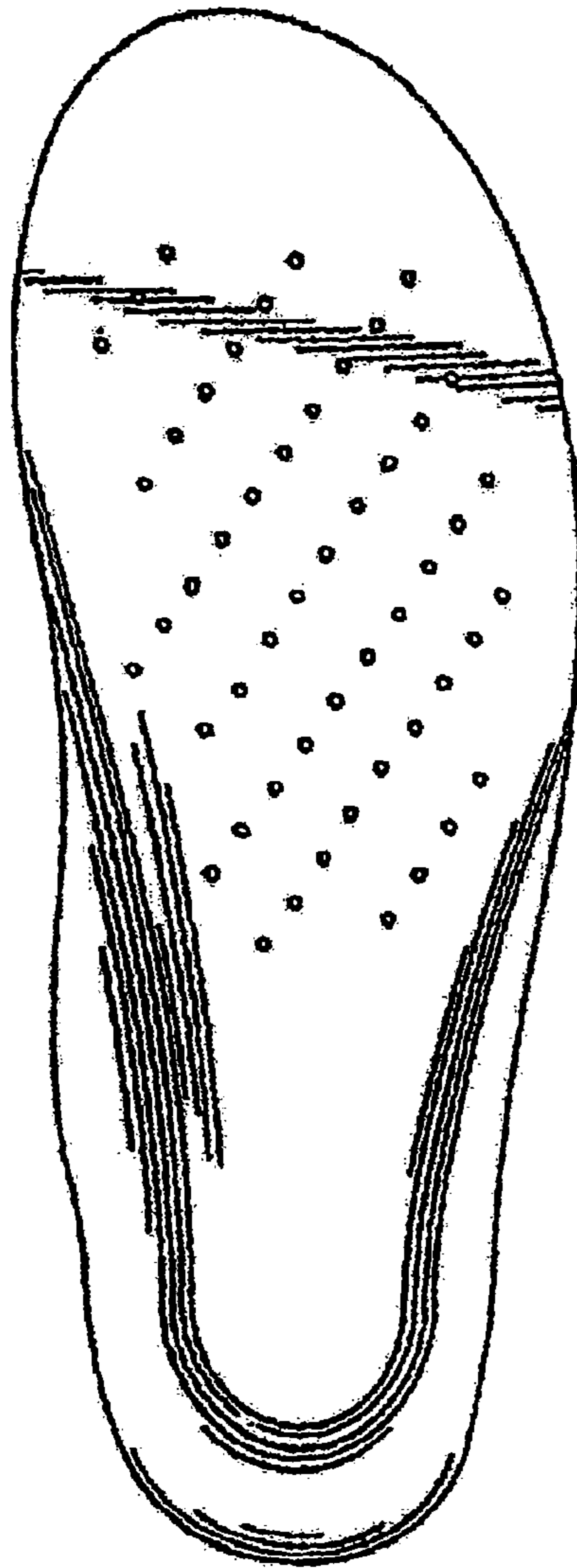
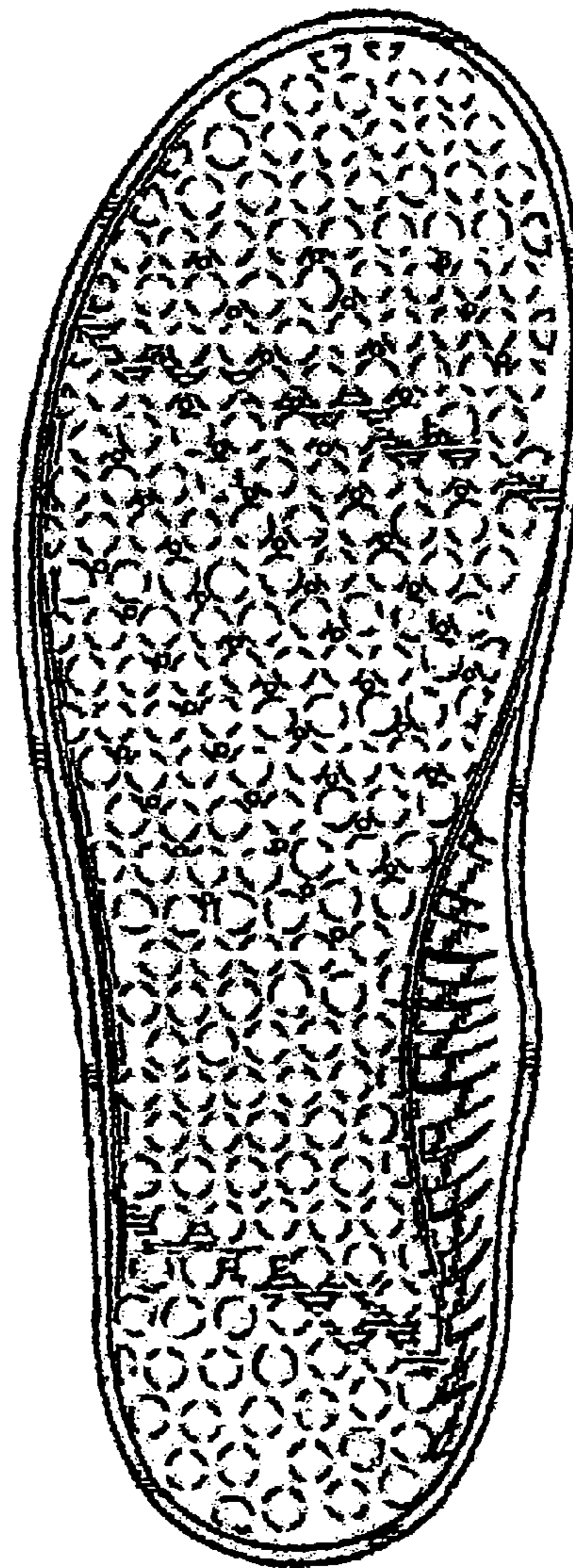


FIG. 2



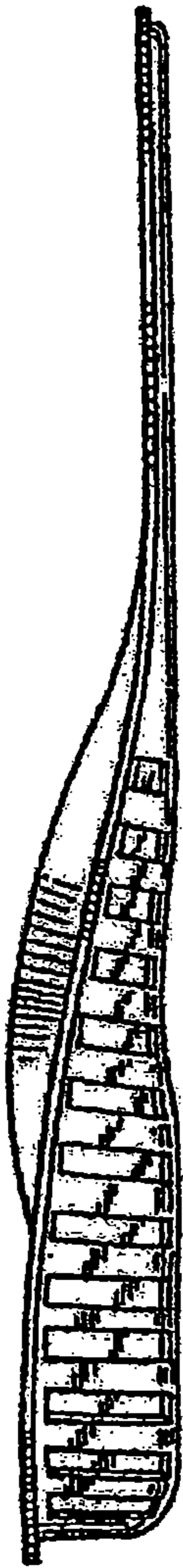


FIG. 3

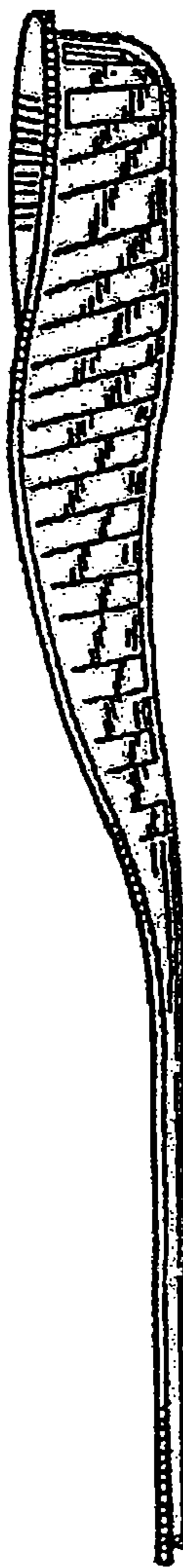


FIG. 4



FIG. 5



FIG. 6