



US00D683118S

(12) **United States Design Patent**
Pauk

(10) **Patent No.:** **US D683,118 S**
(45) **Date of Patent:** **** May 28, 2013**

- (54) **SHOE SOLE**
- (75) Inventor: **Matthew Pauk**, Boston, MA (US)
- (73) Assignee: **New Balance Athletic Shoe, Inc.**,
Boston, MA (US)
- (**) Term: **14 Years**
- (21) Appl. No.: **29/387,249**
- (22) Filed: **Mar. 10, 2011**
- (51) **LOC (9) Cl.** **02-04**
- (52) **U.S. Cl.**
USPC **D2/959**; D2/951; D2/960
- (58) **Field of Classification Search**
USPC D2/902, 906, 908, 916, 918, 925,
D2/946-962, 977; 36/3 B, 22 R, 24.5, 25 R,
36/28, 32 R, 34 R, 59 C, 67 A, 103
See application file for complete search history.

- 6,014,824 A 1/2000 Gumbert
- 6,115,945 A 9/2000 Ellis, III
- D441,176 S * 5/2001 Dean D2/959
- D463,901 S * 10/2002 Adams et al. D2/959
- D483,934 S * 12/2003 Adams et al. D2/959
- 6,979,287 B2 12/2005 Elbaz et al.
- D527,172 S * 8/2006 Burg D2/959
- 7,101,330 B2 9/2006 Elbaz et al.
- D555,340 S * 11/2007 Chang D2/959
- D564,191 S * 3/2008 Jensen D2/958
- D566,381 S * 4/2008 Nakano et al. D2/959

(Continued)

FOREIGN PATENT DOCUMENTS

NL 8502659 4/1987

Primary Examiner — T. Chase Nelson

(74) *Attorney, Agent, or Firm* — New Balance Athletic Shoe, Inc.

(57) **CLAIM**

The ornamental design for a shoe sole, as shown and described.

DESCRIPTION

FIG. 1 is a perspective view of a shoe sole;
FIG. 2 is a medial side view of the shoe sole;
FIG. 3 is a lateral side view of the shoe sole;
FIG. 4 is a bottom view of the shoe sole;
FIG. 5 is a top view of the shoe sole;
FIG. 6 is a front view of the shoe sole; and,
FIG. 7 is a rear view of the shoe sole.

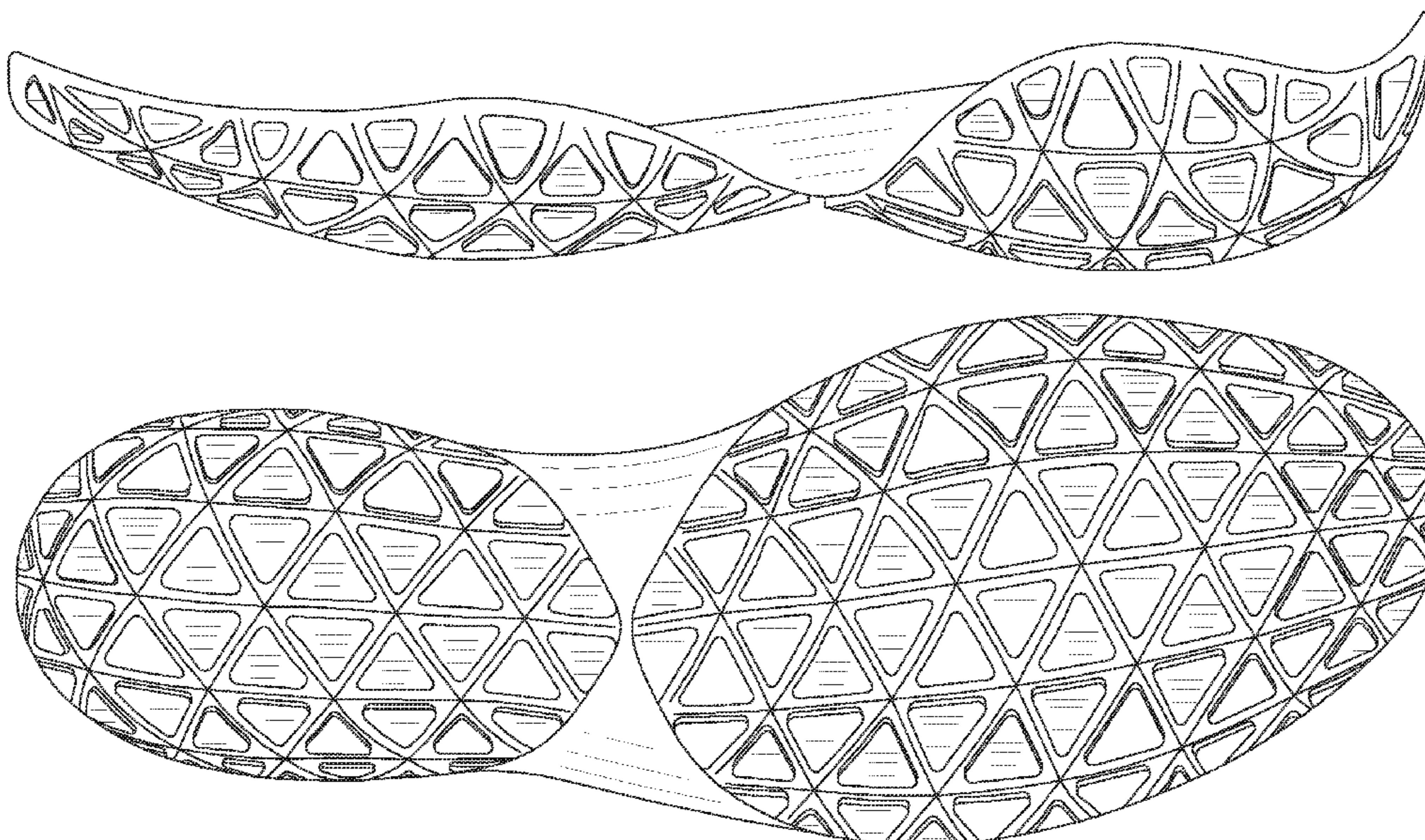
A shoe sole is shown in FIGS. 1-7. The dashed lines depict environmental structure that is included for illustrative purposes only, and forms no part of the claimed design. Additionally, the portion of the shoe sole within the broken line boundary in FIGS. 5 and 6 forms no part of the claimed design.

1 Claim, 7 Drawing Sheets

(56) **References Cited**

U.S. PATENT DOCUMENTS

- D16,757 S * 6/1886 Cowen D2/952
- 1,021,142 A 3/1912 Freeman
- D115,636 S * 7/1939 Sperry D2/959
- D137,439 S * 3/1944 Incardona D2/949
- D264,017 S * 4/1982 Turner D2/954
- 4,541,186 A 9/1985 Mulvihill
- D281,459 S * 11/1985 Parker D2/959
- 4,619,055 A 10/1986 Davidson
- 4,887,368 A 12/1989 Latzke
- D335,953 S 6/1993 Ting
- D348,148 S * 6/1994 Limauro D2/954
- D366,956 S 2/1996 Gay
- D369,672 S * 5/1996 Tanaka et al. D2/959
- D388,948 S 1/1998 Sessa
- D389,995 S 2/1998 Cockrell
- D402,451 S * 12/1998 Wunsch D2/959
- D404,897 S 2/1999 Marshall
- D412,239 S * 7/1999 Sorofman D2/959



US D683,118 S

Page 2

U.S. PATENT DOCUMENTS

D572,885	S *	7/2008	Jensen	D2/958	2007/0107264	A1	5/2007	Meschter et al.	
D586,544	S *	2/2009	Fuerst	D2/959	2007/0107265	A1	5/2007	Mueller et al.	
D616,641	S *	6/2010	Martinez	D2/961	2008/0201992	A1 *	8/2008	Avar et al. 36/25 R
7,740,567	B2	6/2010	Bailar			2008/0242518	A1	10/2008	Elbaz et al.	
7,774,954	B2 *	8/2010	Hoffer et al.	36/28	2010/0050476	A1 *	3/2010	Elbaz et al. 36/103
D625,092	S *	10/2010	Moon	D2/957	2010/0083535	A1 *	4/2010	Meschter et al. 36/88
D634,923	S *	3/2011	Lacey	D2/960	2010/0093500	A1	4/2010	Elbaz et al.	
D636,573	S *	4/2011	Miner	D2/959	2010/0251565	A1	10/2010	Litchfield et al.	
8,146,272	B2 *	4/2012	Dukovic et al.	36/59 C	2010/0251567	A1	10/2010	McInnis et al.	
D659,364	S *	5/2012	Jolicoeur	D2/957	2010/0325919	A1	12/2010	Elbaz et al.	

* cited by examiner

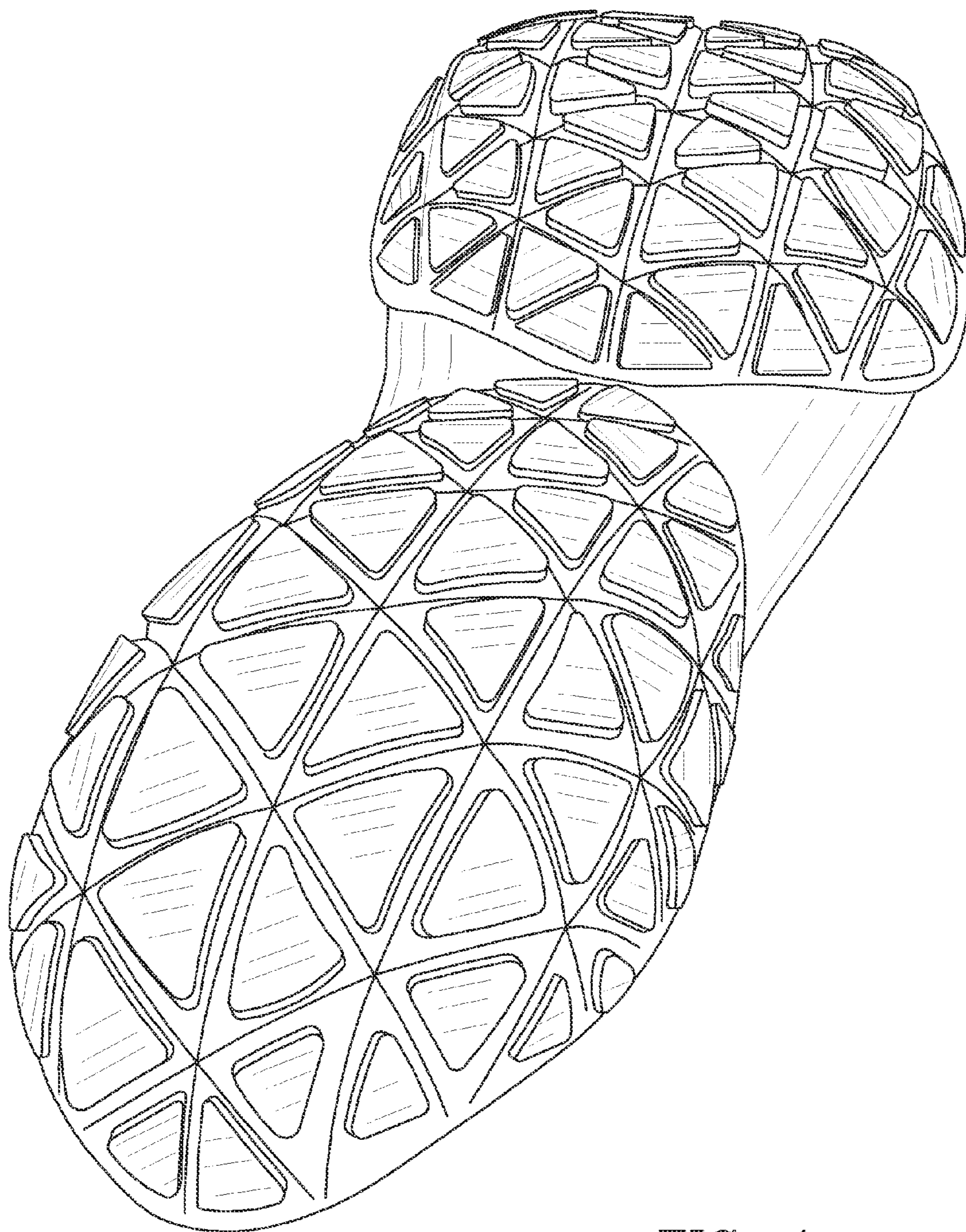


FIG. 1

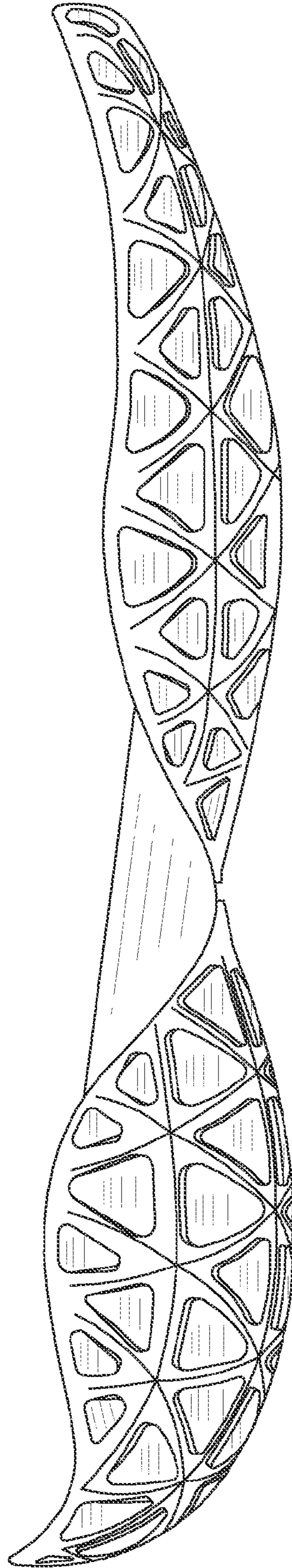


FIG. 2

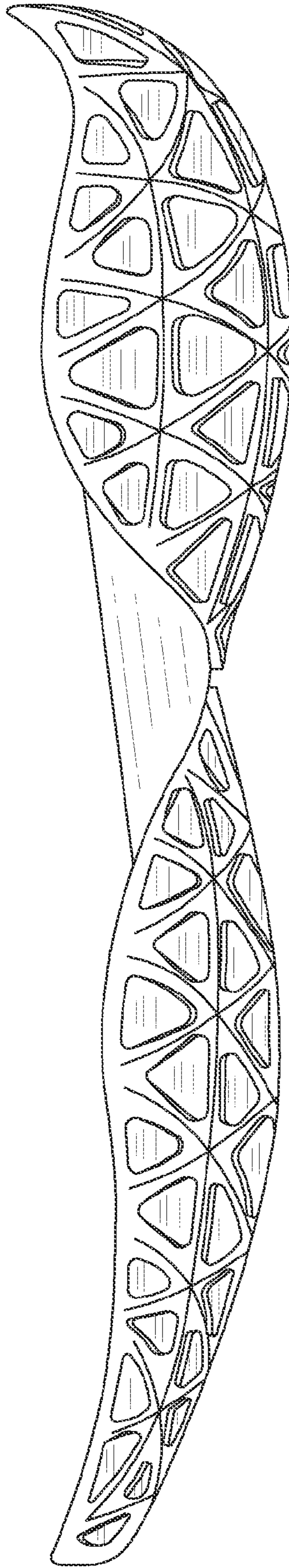


FIG. 3

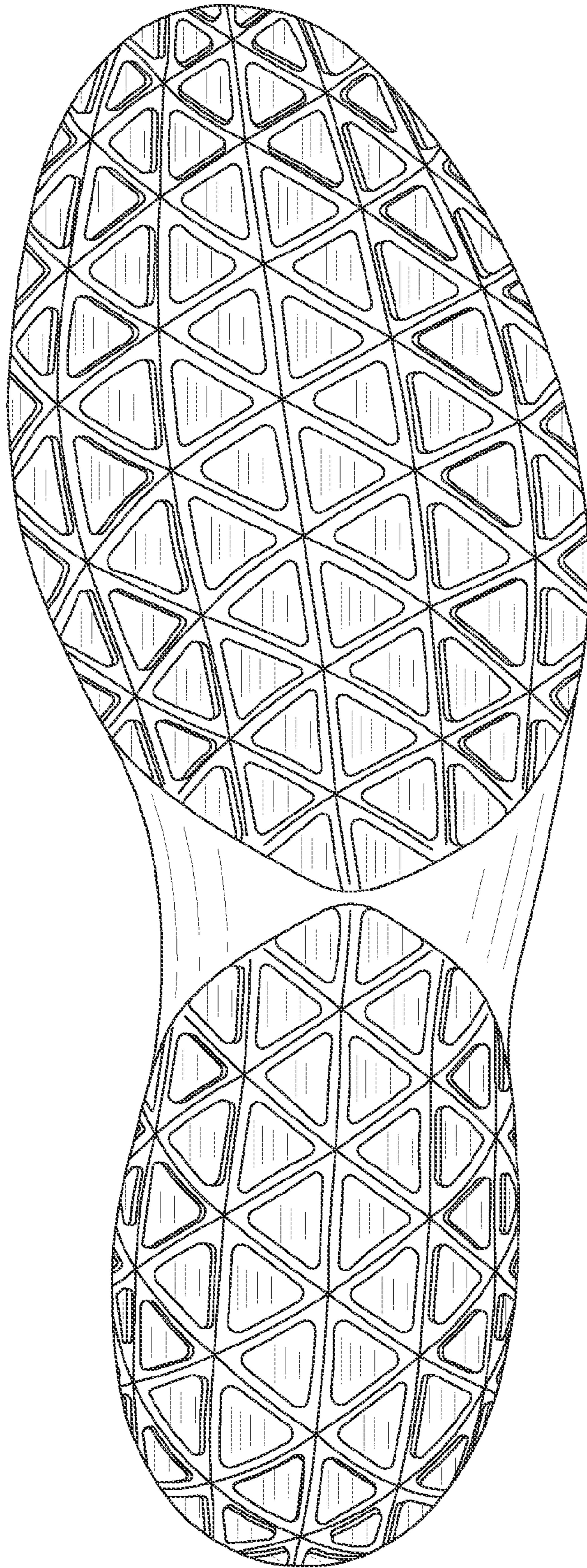


FIG. 4

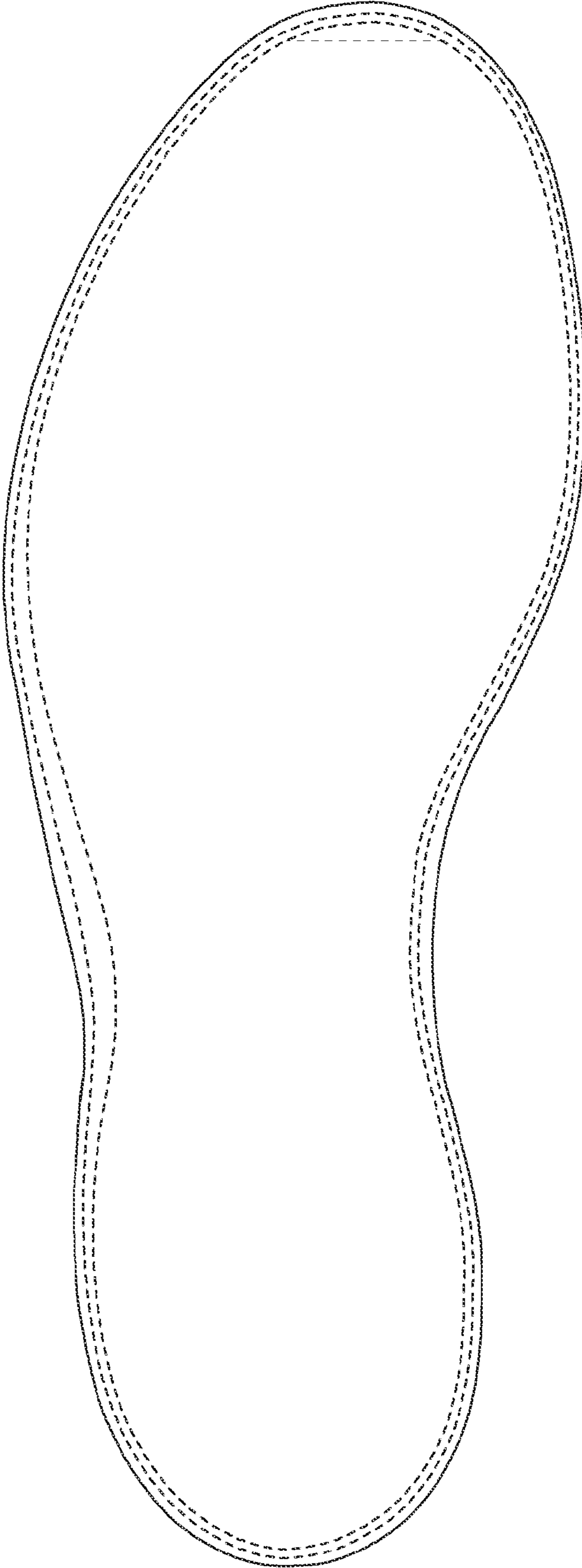


FIG. 5

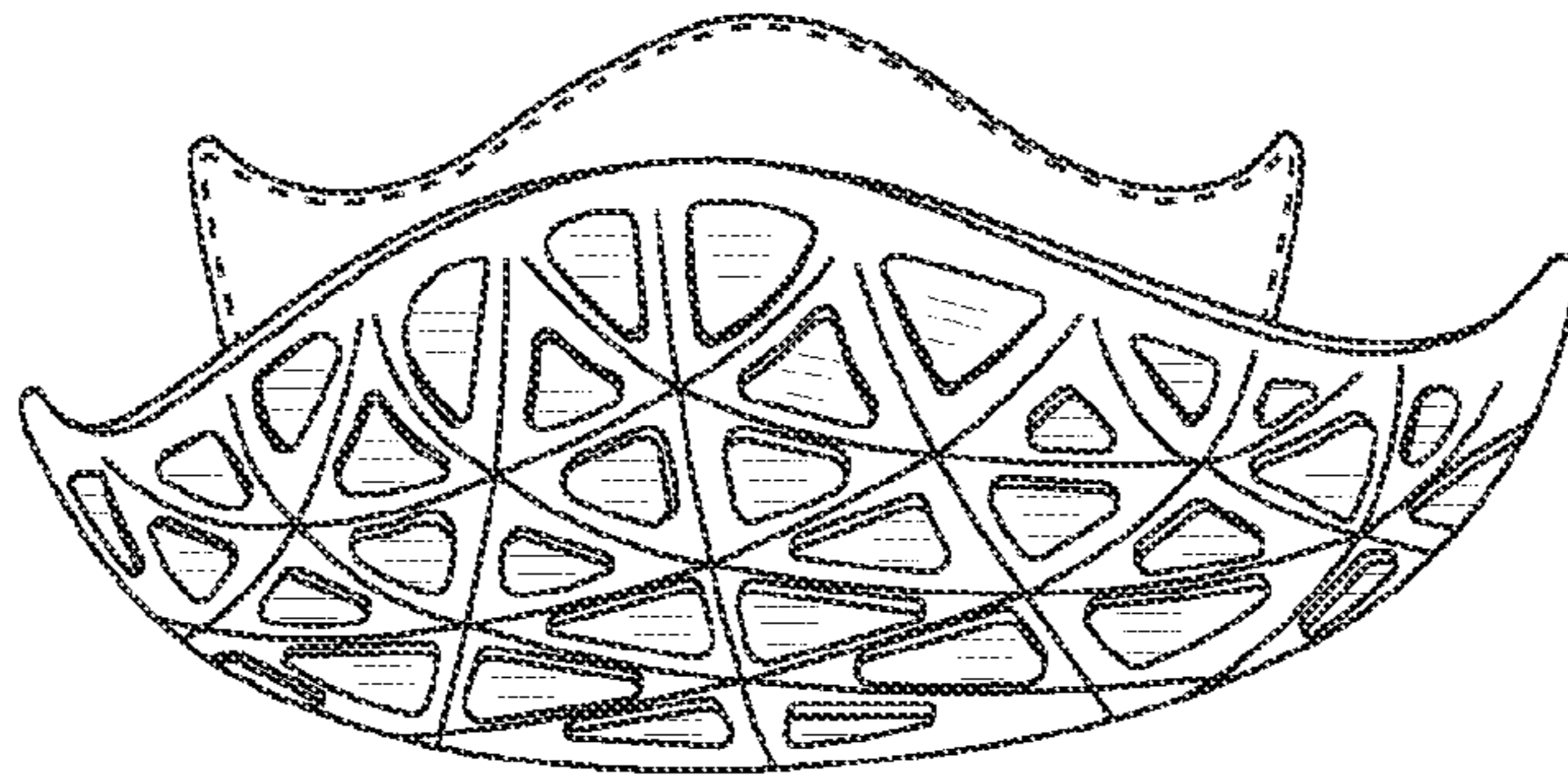


FIG. 6

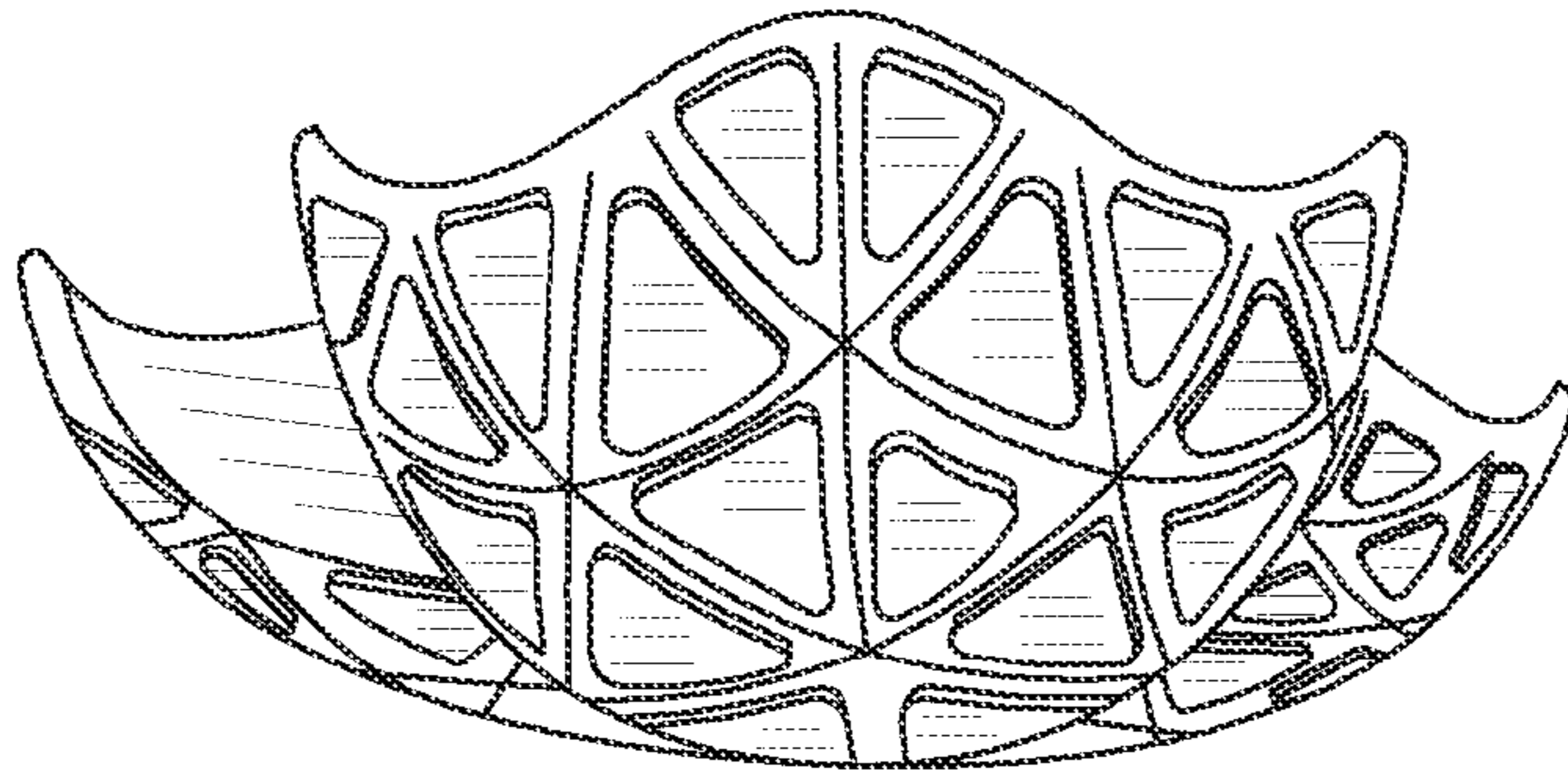


FIG. 7