



US00D683117S

(12) **United States Design Patent**
Truelsen

(10) **Patent No.:** **US D683,117 S**

(45) **Date of Patent:** **** May 28, 2013**

(54) **SOLE**

(75) **Inventor:** **Ejnar Truelsen, Tonder (DK)**

(73) **Assignee:** **ECCO Sko A/S, Bredebro (DK)**

(**) **Term:** **14 Years**

(21) **Appl. No.:** **29/397,901**

(22) **Filed:** **Jul. 22, 2011**

(30) **Foreign Application Priority Data**

Jan. 25, 2011 (EM) 001810557-0001

(51) **LOC (9) Cl.** **02-04**

(52) **U.S. Cl.**
USPC **D2/953; D2/960; D2/951**

(58) **Field of Classification Search**
USPC D2/902, 906, 908, 916, 918, 925,
D2/946-962, 977; 36/3 B, 22 R, 24.5, 25 R,
36/28, 32 R, 34 R, 59 C, 67 A, 103
See application file for complete search history.

(56) **References Cited**

U.S. PATENT DOCUMENTS

1,120,082	A *	12/1914	Rhodes	36/25 A
D201,952	S *	8/1965	Johns	D2/956
D238,123	S *	12/1975	Carre	D2/960
4,266,349	A *	5/1981	Schmohl	36/32 R
D300,686	S *	4/1989	Peterson	D2/961
D302,764	S *	8/1989	Peoples et al.	D2/961
D305,955	S *	2/1990	Hase	D2/956
5,203,097	A *	4/1993	Blair	36/59 C
D343,506	S *	1/1994	Kusuki et al.	D2/954
D395,743	S *	7/1998	Ryan	D2/960
D396,549	S *	8/1998	von Conta et al.	D2/955
D405,597	S *	2/1999	Carlson	D2/960
D432,762	S *	10/2000	Weege	D2/953
D447,323	S *	9/2001	Cadet	D2/953
D456,982	S *	5/2002	Rogers	D2/957
D461,298	S *	8/2002	Urie et al.	D2/955

D473,698	S *	4/2003	St-Louis	D2/957
D487,616	S *	3/2004	Rogers et al.	D2/956
D492,472	S *	7/2004	Ortuno Santa	D2/902
D512,819	S *	12/2005	Usuki et al.	D2/953
D515,291	S *	2/2006	Sonnergren	D2/954
D522,741	S *	6/2006	Aveni et al.	D2/977
D540,014	S *	4/2007	Turner et al.	D2/957
D546,036	S *	7/2007	Schoenborn et al.	D2/957
D547,934	S *	8/2007	Loverin	D2/955
D551,433	S *	9/2007	Loverin	D2/953
D556,433	S *	12/2007	Le	D2/957
D569,590	S *	5/2008	Hatfield et al.	D2/952
D574,130	S *	8/2008	Le	D2/956

(Continued)

Primary Examiner — T. Chase Nelson

(74) *Attorney, Agent, or Firm* — McCormick, Paulding & Huber LLP

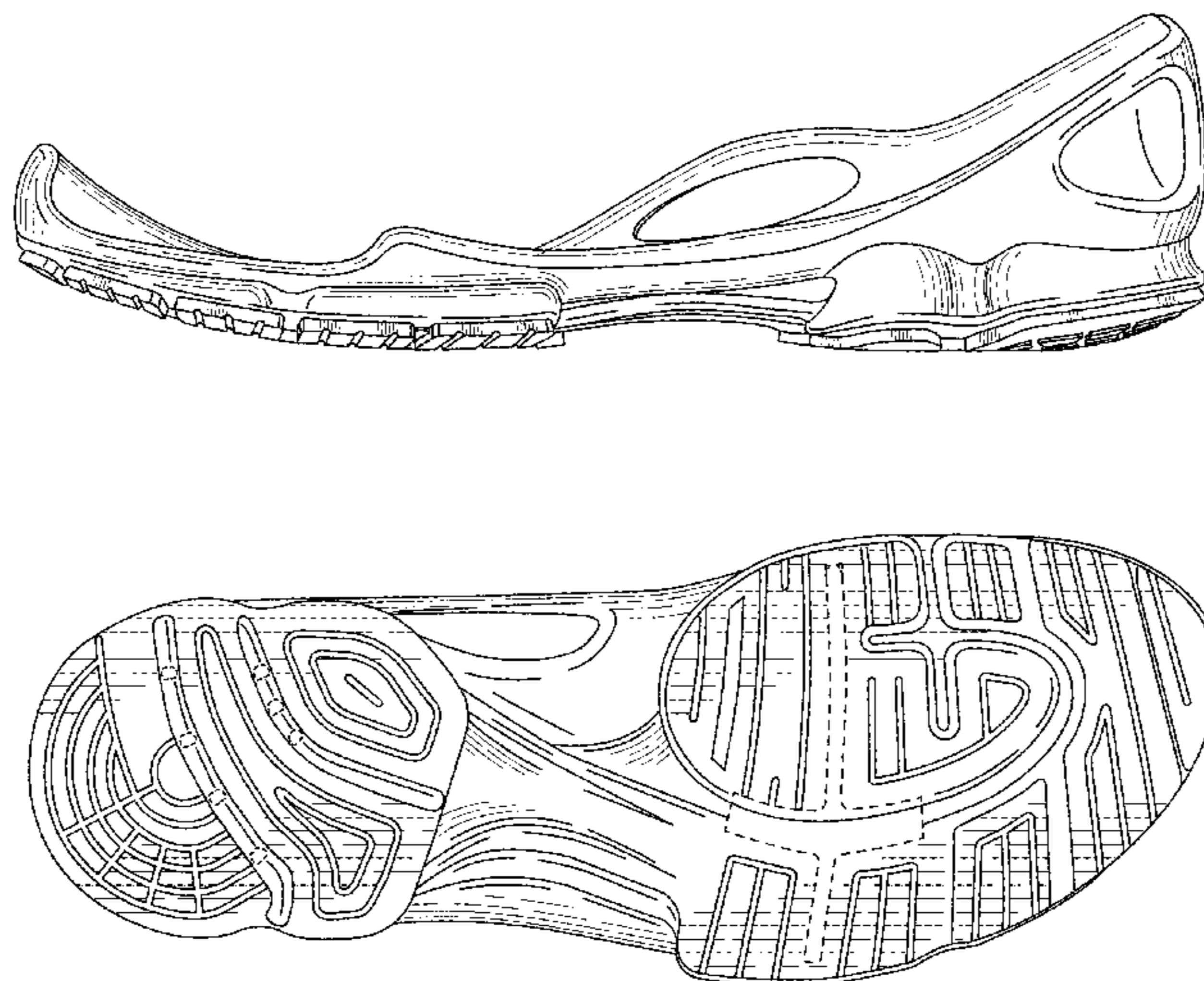
(57) **CLAIM**

The ornamental design for a sole, substantially as shown and described.

DESCRIPTION

FIG. 1 is a front, top, right-hand side perspective view of a sole comprising a new, original and ornamental design; FIG. 2 is a front view of a sole comprising the new, original and ornamental design; FIG. 3 is a left-hand side view of a sole comprising the new, original and ornamental design; FIG. 4 is a right-hand side view of a sole comprising the new, original and ornamental design; FIG. 5 is a top view of a sole comprising the new, original and ornamental design; FIG. 6 is a rear view of a sole comprising the new, original and ornamental design; and, FIG. 7 is a bottom view of a sole comprising the new, original and ornamental design. The broken lines shown in the drawings illustrate unclaimed portions of the article and form no part of the claimed design.

1 Claim, 4 Drawing Sheets



US D683,117 S

Page 2

U.S. PATENT DOCUMENTS

D586,991 S *	2/2009	Fuerst	D2/957	D636,158 S *	4/2011	McCarron et al.	D2/951
D591,943 S *	5/2009	Recchi	D2/953	D639,041 S *	6/2011	Truelsen	D2/969
D593,740 S *	6/2009	McClaskie	D2/957	D641,144 S *	7/2011	McCarron et al.	D2/951
D594,195 S *	6/2009	Nakano	D2/957	D642,777 S *	8/2011	Walsh et al.	D2/954
D601,783 S *	10/2009	Pizzuti	D2/908	D653,437 S *	2/2012	Mongelli	D2/957
D602,683 S *	10/2009	Roundhouse	D2/957	D657,941 S *	4/2012	Bramani et al.	D2/902
D609,439 S *	2/2010	Walton	D2/951	D659,361 S *	5/2012	Jolicoeur	D2/953
D612,137 S *	3/2010	Duan	D2/956	D662,292 S *	6/2012	Meynard	D2/923
D616,188 S *	5/2010	Chan	D2/960	2001/0042321 A1 *	11/2001	Tawney et al.	36/29
D618,894 S *	7/2010	Tæstensen	D2/953	2002/0035796 A1 *	3/2002	Knoche et al.	36/59 R
D618,895 S *	7/2010	Wolff	D2/955	2005/0210705 A1 *	9/2005	Grove et al.	36/25 R
D626,320 S *	11/2010	Anderson	D2/957	2010/0293811 A1 *	11/2010	Truelsen	36/28
D630,420 S *	1/2011	Truelsen	D2/951	2010/0307025 A1 *	12/2010	Truelsen et al.	36/28
D632,879 S *	2/2011	Merkazy et al.	D2/953	2011/0016749 A1 *	1/2011	Callahan et al.	36/103

* cited by examiner

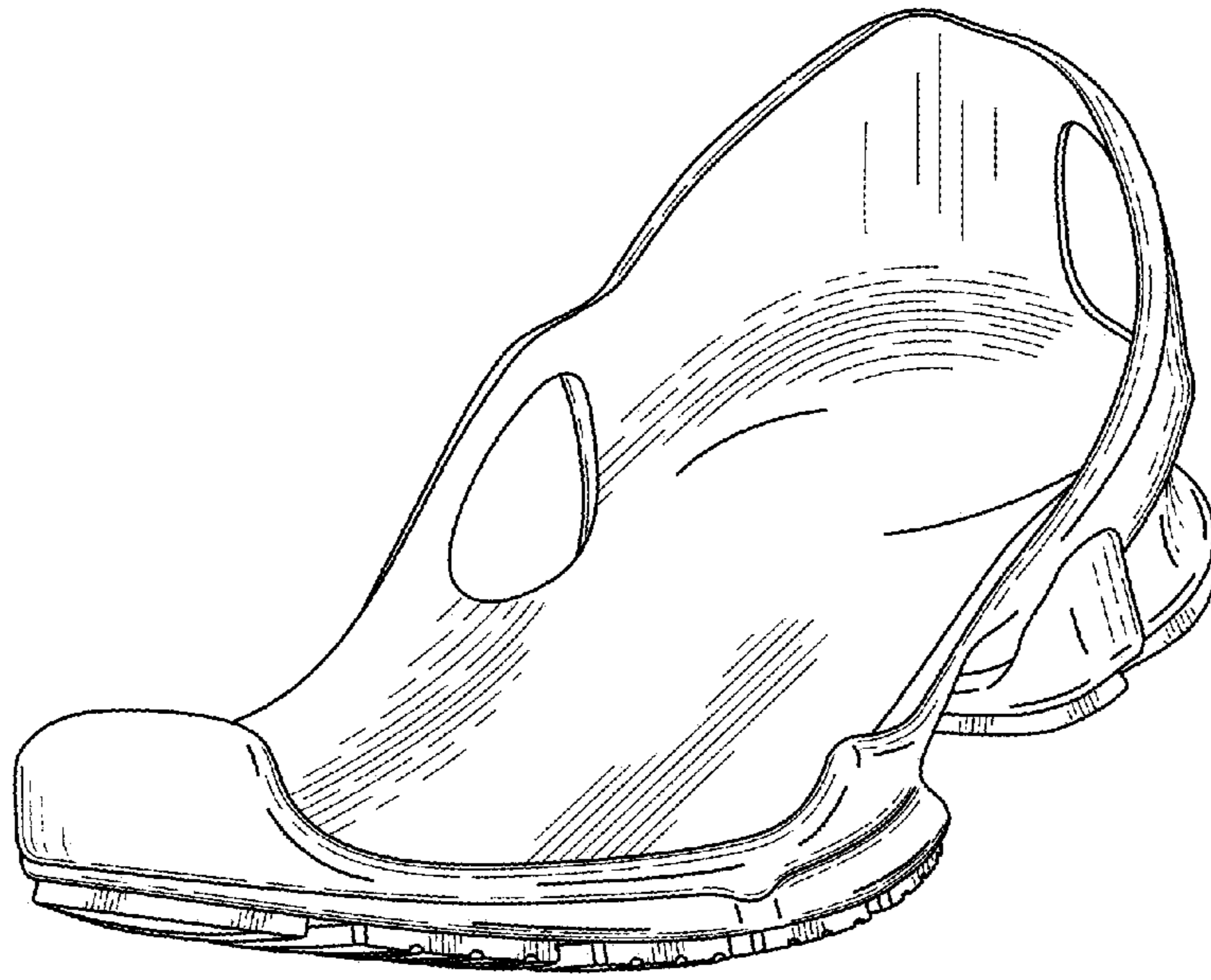


FIG. 1

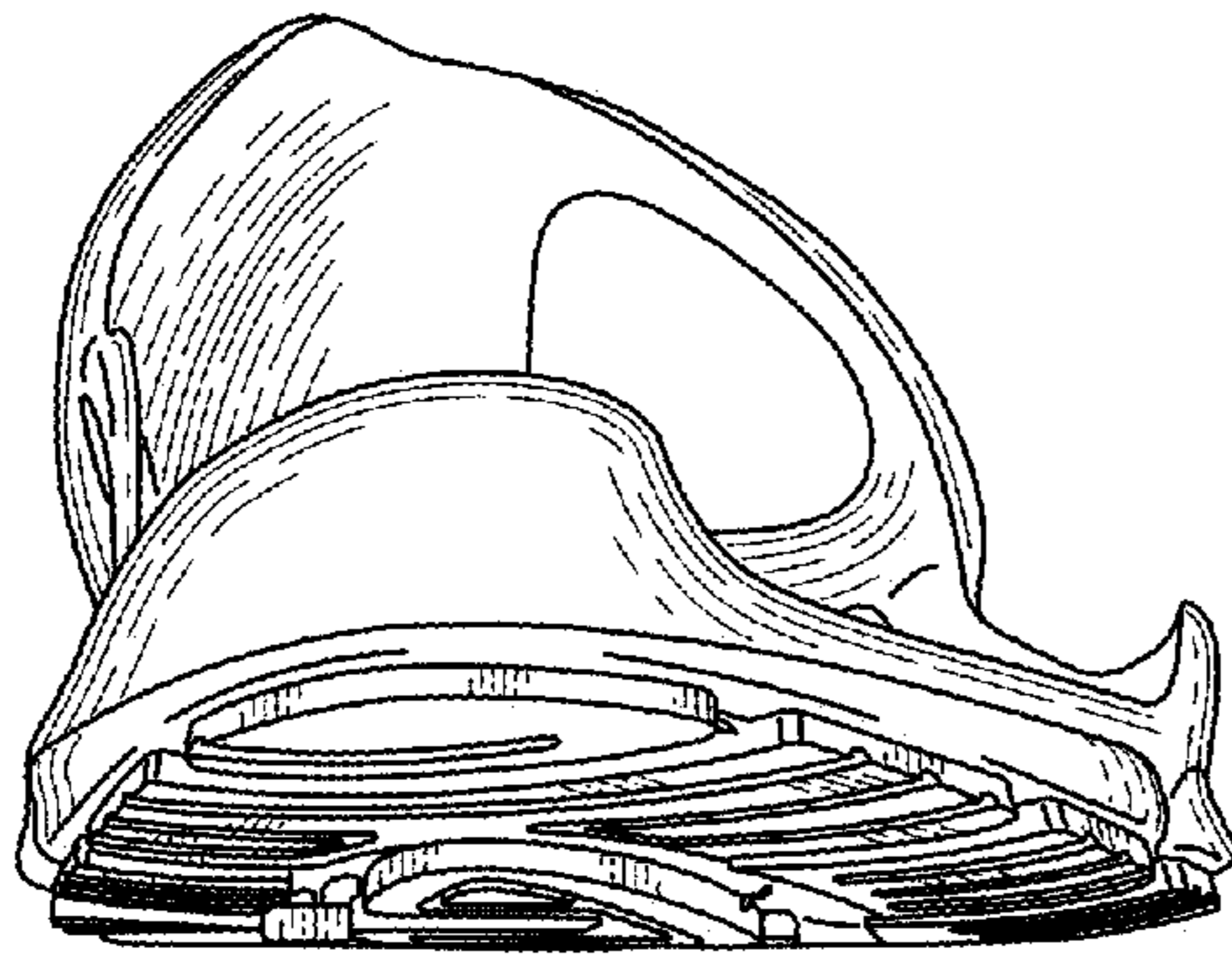


FIG. 2

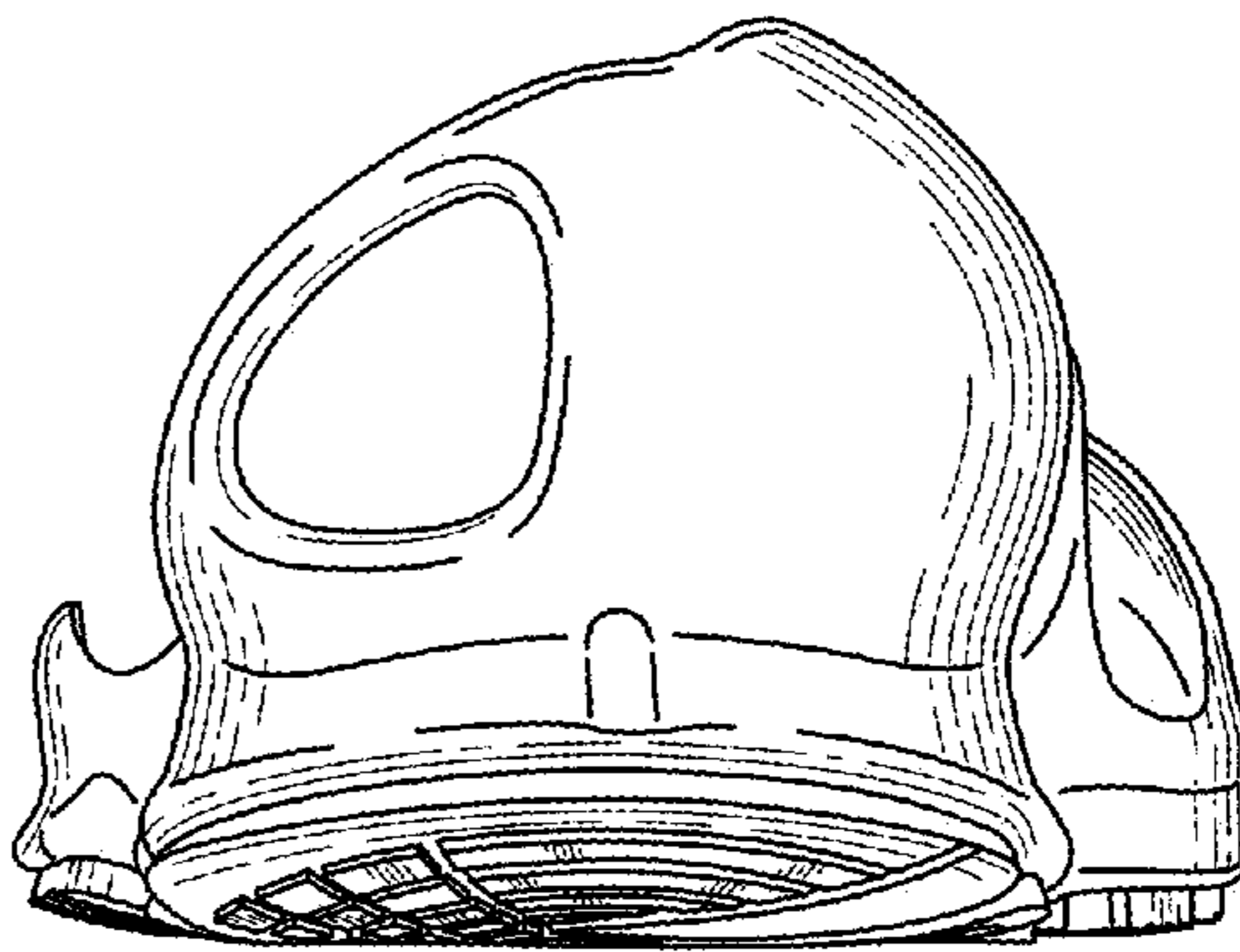


FIG. 6

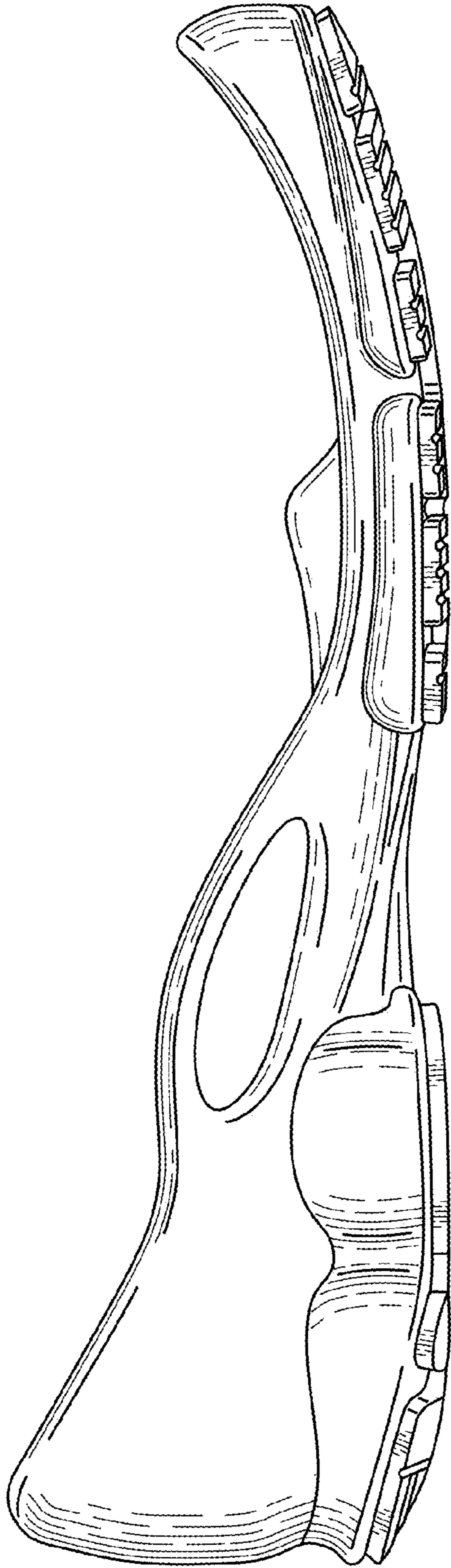


FIG. 3

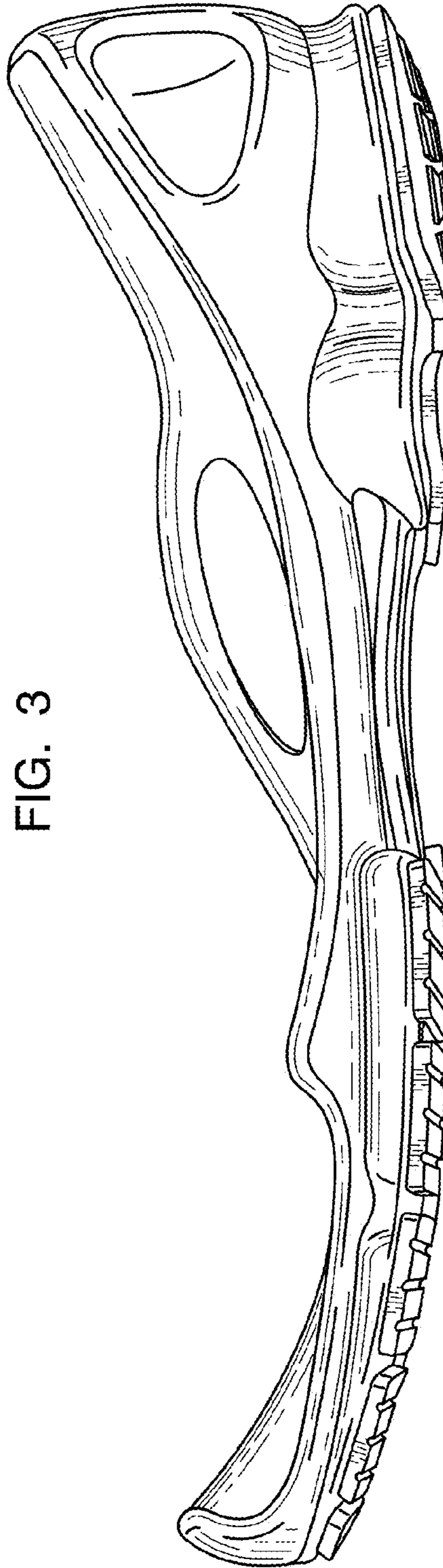


FIG. 4



FIG. 5

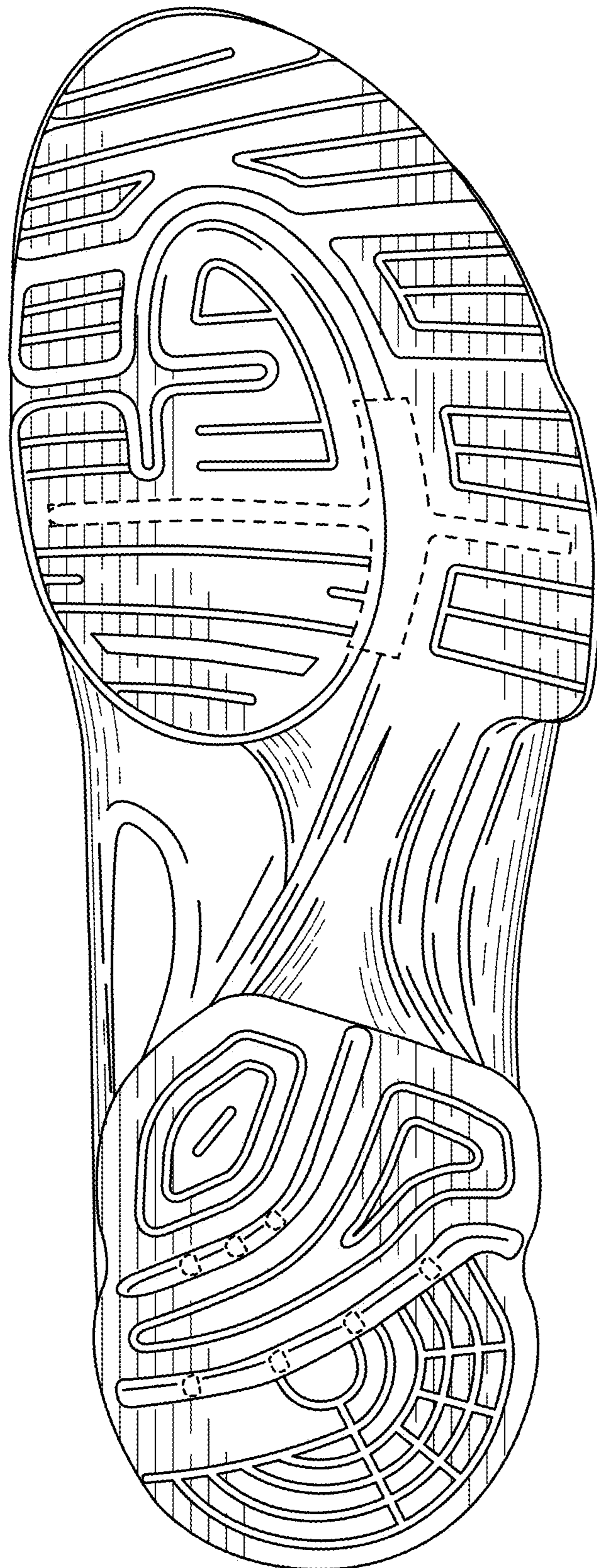


FIG. 7