



US00D683105S

(12) **United States Design Patent**  
**Victor**

(10) **Patent No.:** **US D683,105 S**

(45) **Date of Patent:** **\*\* May 21, 2013**

(54) **SOLAR POWERED AND ILLUMINATED  
TOMBSTONE**

(76) Inventor: **Gino Victor**, Brockton, MA (US)

(\*\*) Term: **14 Years**

(21) Appl. No.: **29/419,689**

(22) Filed: **May 1, 2012**

(51) **LOC (9) Cl.** ..... **99-00**

(52) **U.S. Cl.**  
USPC ..... **D99/17**

(58) **Field of Classification Search** ..... D99/17,  
D99/20, 24; 52/103, 104; 27/1; 40/124.5;  
362/183

See application file for complete search history.

(56) **References Cited**

**U.S. PATENT DOCUMENTS**

214,339	A *	4/1879	Wimer	.....	52/104
1,397,483	A *	11/1921	Brown	.....	52/103
1,643,154	A *	9/1927	De Young	.....	52/104
2,084,521	A *	6/1937	Compton	.....	52/103
3,857,214	A *	12/1974	Hedges	.....	52/103
4,304,076	A	12/1981	Splendor		
4,324,026	A *	4/1982	Craft	.....	27/1
D364,260	S *	11/1995	Landrey	.....	D99/17
5,535,108	A *	7/1996	Logsdon	.....	362/183
5,546,710	A *	8/1996	Barry	.....	52/104
5,573,328	A *	11/1996	Hwang	.....	362/554
D421,672	S *	3/2000	Thesken	.....	D99/5

6,132,054	A *	10/2000	Rogers et al.	.....	362/86
6,203,643	B1 *	3/2001	Gaunt et al.	.....	156/153
6,414,663	B1	7/2002	Manross, Jr.		
6,637,911	B2	10/2003	Sittner		
6,925,740	B2 *	8/2005	Shannon	.....	40/124.5
7,089,495	B2	8/2006	Barrows		
7,609,506	B2	10/2009	Aguirre		
7,635,196	B2	12/2009	Monahan		
7,665,881	B2	2/2010	Elam		
7,887,214	B2 *	2/2011	Chang et al.	.....	362/183
8,057,062	B2 *	11/2011	Yu et al.	.....	362/183
2001/0036354	A1	11/2001	Majors		
2010/0018132	A1	1/2010	Manning		

\* cited by examiner

*Primary Examiner* — Paula Greene


(57) **CLAIM**

I claim the ornamental design for the solar powered and illuminated tombstone, as shown and described.

**DESCRIPTION**

FIG. 1 is a front elevational view of a solar powered and illuminated tombstone showing my new design; FIG. 2 is a rear elevational view thereof; FIG. 3 is a side elevational view thereof; FIG. 4 is a top plan view thereof; FIG. 5 is a bottom plan view thereof; and, FIG. 6 is an isometric view thereof.

**1 Claim, 5 Drawing Sheets**






FIG. 1




FIG. 2

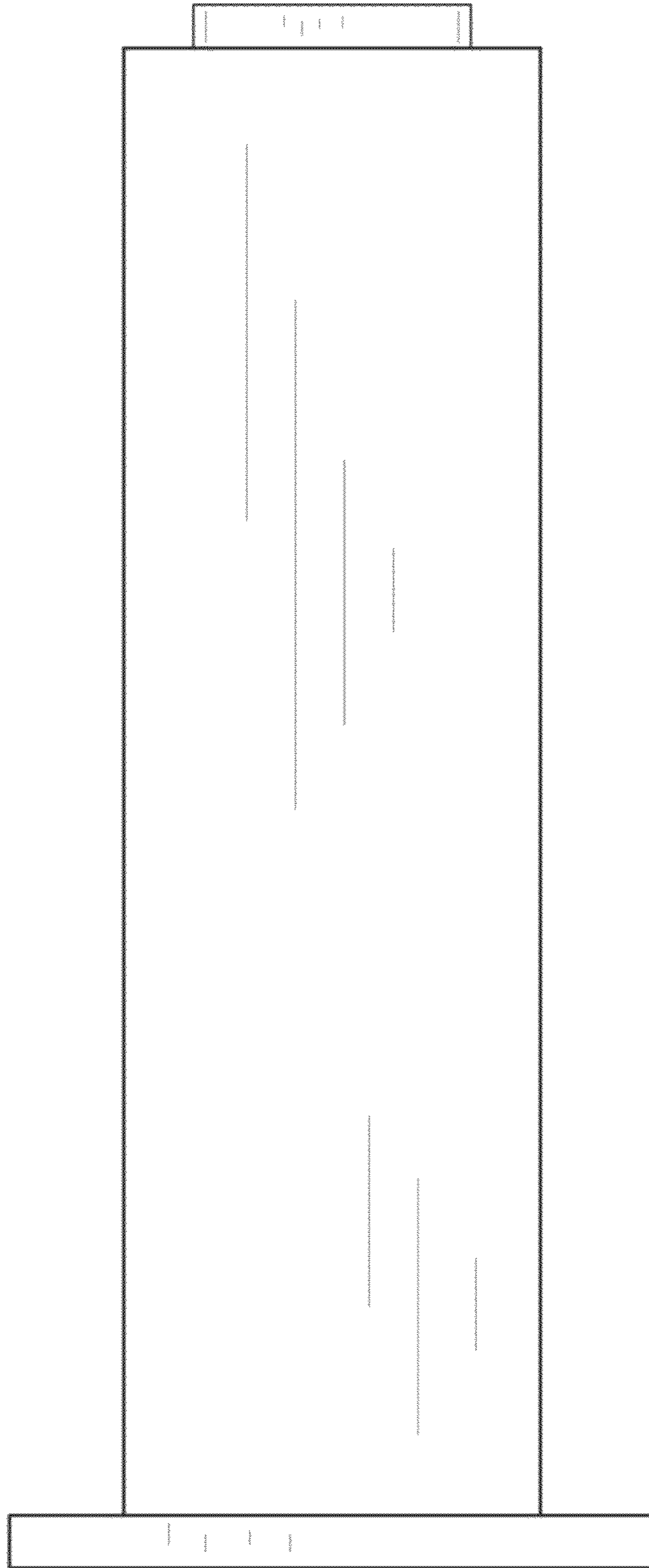


FIG. 3

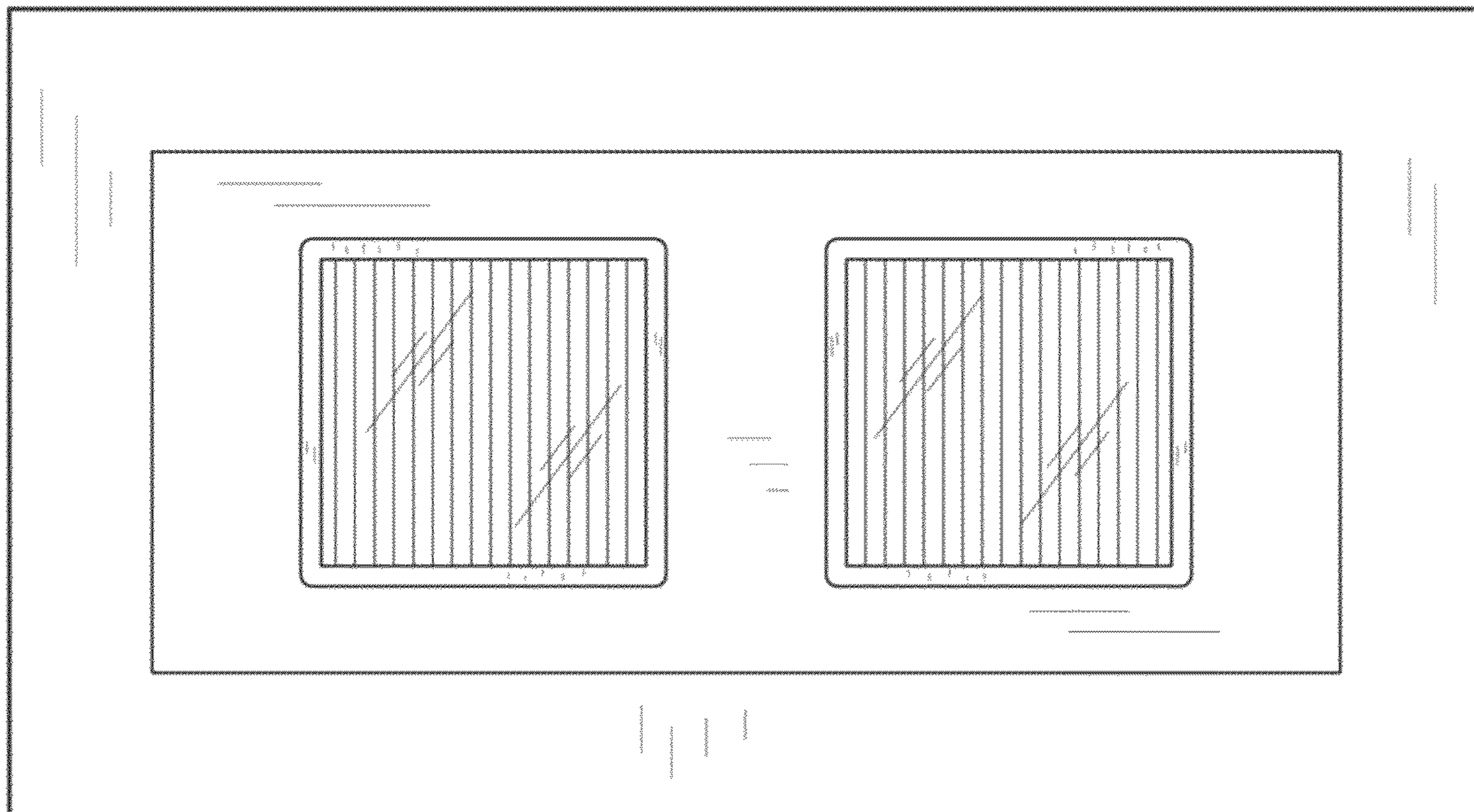


FIG. 4




FIG. 5




FIG. 6