



US00D683094S

(12) **United States Design Patent**  
**Pung et al.**

(10) **Patent No.:** **US D683,094 S**  
(45) **Date of Patent:** **\*\* May 21, 2013**

(54) **CLEANING SHEET**

(56) **References Cited**

(71) Applicant: **The Procter & Gamble Company,**  
Cincinnati, OH (US)

U.S. PATENT DOCUMENTS

(72) Inventors: **David John Pung,** Loveland, OH (US);  
**Mimi Grizaw Daniel,** Cincinnati, OH  
(US); **George Junior Angelo Patrick,**  
Springdale, OH (US); **Sylvie**  
**Marguerite Linneman,** Sliverton, OH  
(US); **Karen Marie Kershner,**  
Cincinnati, OH (US)

D556,967 S 12/2007 Martins et al.  
D633,672 S 3/2011 McKnight  
D633,673 S 3/2011 McKnight  
D640,025 S 6/2011 Wildeman  
D643,981 S 8/2011 Wildeman  
D657,513 S 4/2012 Wildeman

OTHER PUBLICATIONS

(73) Assignee: **The Procter & Gamble Company,**  
Cincinnati, OH (US)

U.S. Appl. No. 29/425,686, filed Aug. 14, 2012, Pung, et al.  
U.S. Appl. No. 29/425,072, filed Jun. 20, 2012, Pung, et al.  
U.S. Appl. No. 29/424,663, filed Aug. 14, 2012, Shafer, et al.  
U.S. Appl. No. 29/435,212, filed Oct. 22, 2012, Pung, et al.

(\*\*) Term: **14 Years**

*Primary Examiner* — Robin V Webster

(21) Appl. No.: **29/436,218**

(74) *Attorney, Agent, or Firm* — Larry L. Huston; Steven W. Miller

(22) Filed: **Nov. 2, 2012**

(57) **CLAIM**

The ornamental design for a cleaning sheet, as shown and described.

**Related U.S. Application Data**

(62) Division of application No. 29/424,686, filed on Jun. 14, 2012, now Pat. No. Des. 673,745.

(51) **LOC (9) Cl.** ..... **04-01**

(52) **U.S. Cl.**  
USPC ..... **D32/40**

(58) **Field of Classification Search** ..... D32/40-46;  
15/208, 209.1, 244.1-244.4

See application file for complete search history.

**DESCRIPTION**

FIG. 1 is a perspective view of an embodiment of a cleaning sheet;

FIG. 2 is a top view of the cleaning sheet of FIG. 1;

FIG. 3 is a side view of the cleaning sheet of FIG. 1;

FIG. 4 is a further side view of the cleaning sheet of FIG. 1;

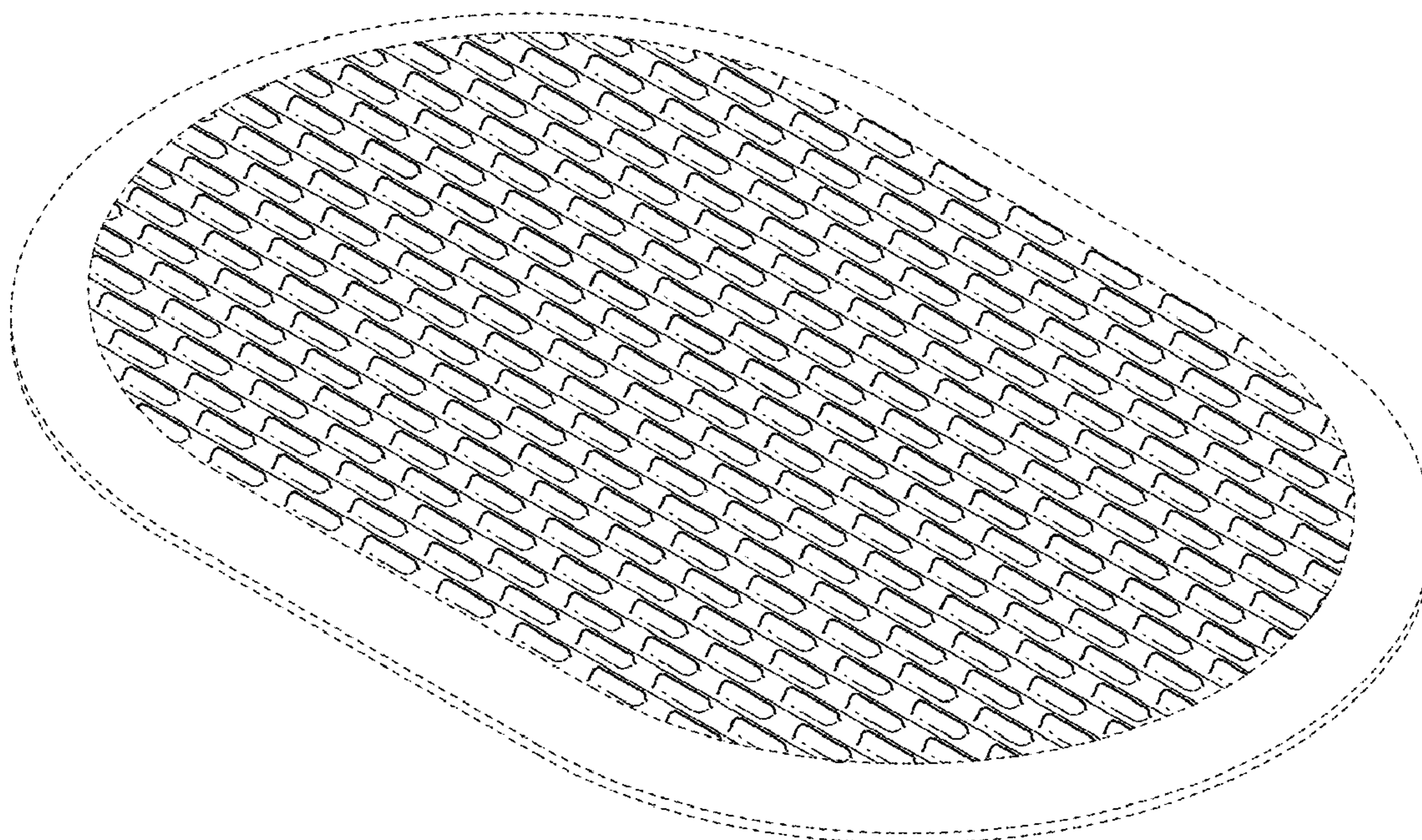
FIG. 5 is a front view of the cleaning sheet of FIG. 1;

FIG. 6 is a back view of the cleaning sheet of FIG. 1; and,

FIG. 7 is a bottom view of the cleaning sheet of FIG. 1.

The broken lines shown in the drawings are for illustrative purposes only and form no part of the claimed design.

**1 Claim, 2 Drawing Sheets**





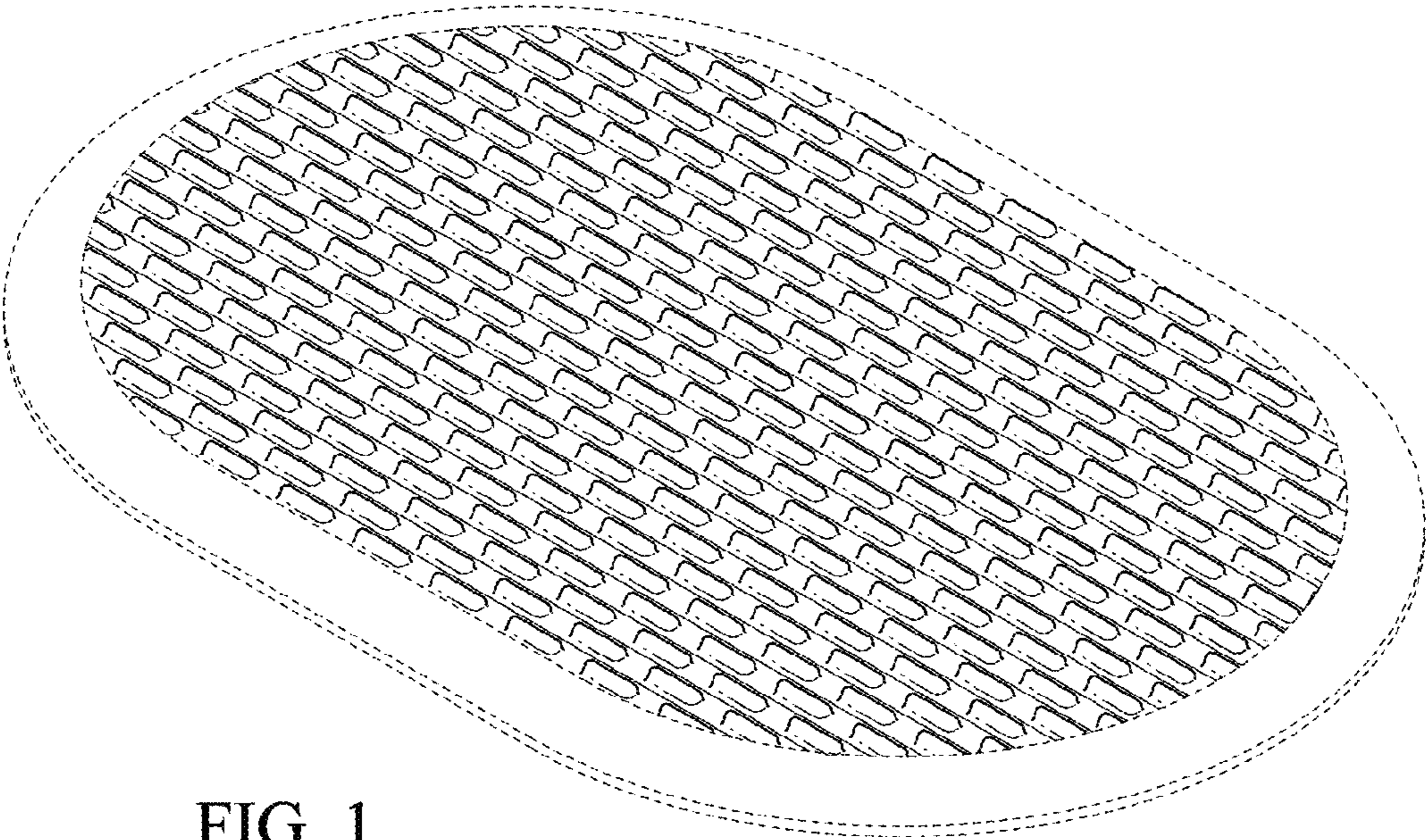


FIG. 1

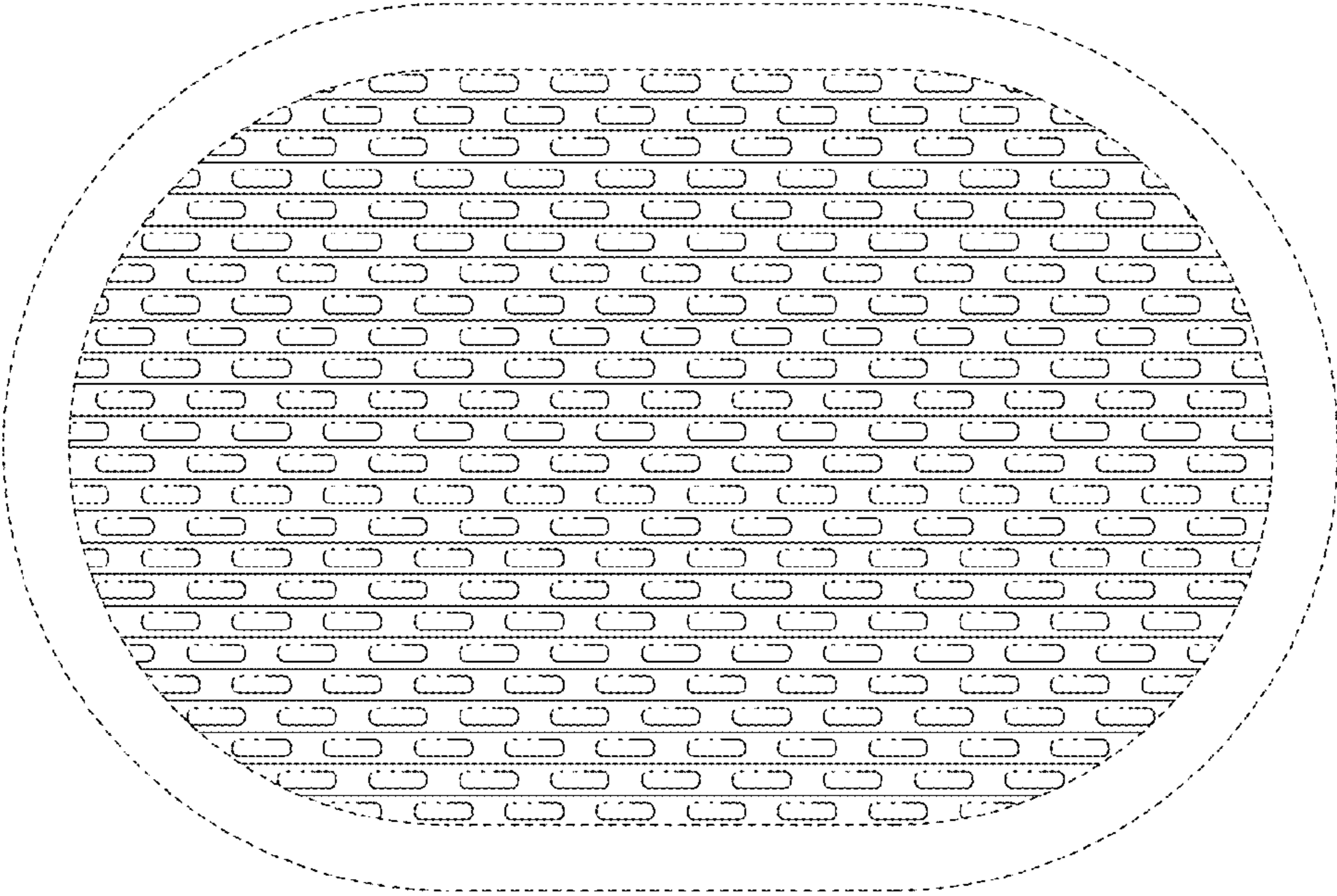


FIG. 2

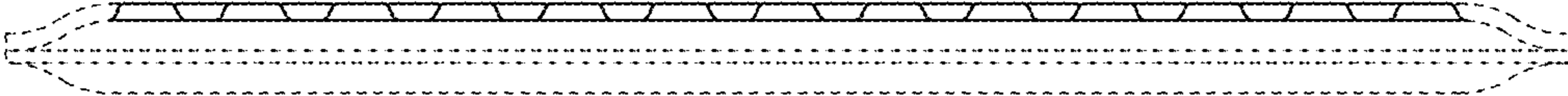


FIG. 3

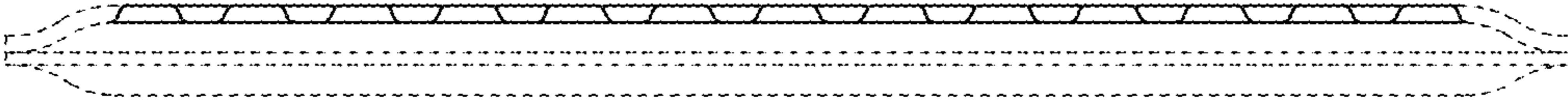


FIG. 4




FIG. 5




FIG. 6




FIG. 7