



US00D683076S

(12) **United States Design Patent**
Robert

(10) **Patent No.:** **US D683,076 S**
(45) **Date of Patent:** **** May 21, 2013**

(54) **WALL GUARD**

D606,249 S * 12/2009 Leung D28/13
D627,510 S * 11/2010 Zabala D28/13
D629,967 S * 12/2010 Mayo et al. D28/13

(71) Applicant: **Michael E. Robert**, Farmington Hills,
MI (US)

* cited by examiner

(72) Inventor: **Michael E. Robert**, Farmington Hills,
MI (US)

Primary Examiner — Zenia Bennett

(74) *Attorney, Agent, or Firm* — Dickinson Wright PLLC

(73) Assignee: **American Dryer, Inc.**, Livonia, MI (US)

(57) **CLAIM**

(**) Term: **14 Years**

The ornamental design for the wall guard, as shown and described.

(21) Appl. No.: **29/436,555**

DESCRIPTION

(22) Filed: **Nov. 7, 2012**

(51) **LOC (9) Cl.** **28-03**

(52) **U.S. Cl.**
USPC **D28/54.1**

(58) **Field of Classification Search** D28/12,
D28/54.1, 58; 34/266, 201, 202; 392/381,
392/380; D23/357, 361, 385

See application file for complete search history.

FIG. 1 is a front perspective view of the wall guard with the rear edge being shown in phantom lines;
FIG. 2 is a left elevational view thereof with the rear edge being shown in phantom lines and the right elevational view being a mirror image thereof;
FIG. 3 is a front elevational view thereof;
FIG. 4 is a rear elevational view thereof illustrating the outline thereof in phantom lines;
FIG. 5 is a top plan view thereof with the rear edge being shown in phantom lines; and,
FIG. 6 is a bottom plan view thereof with the rear edge being shown in phantom lines.

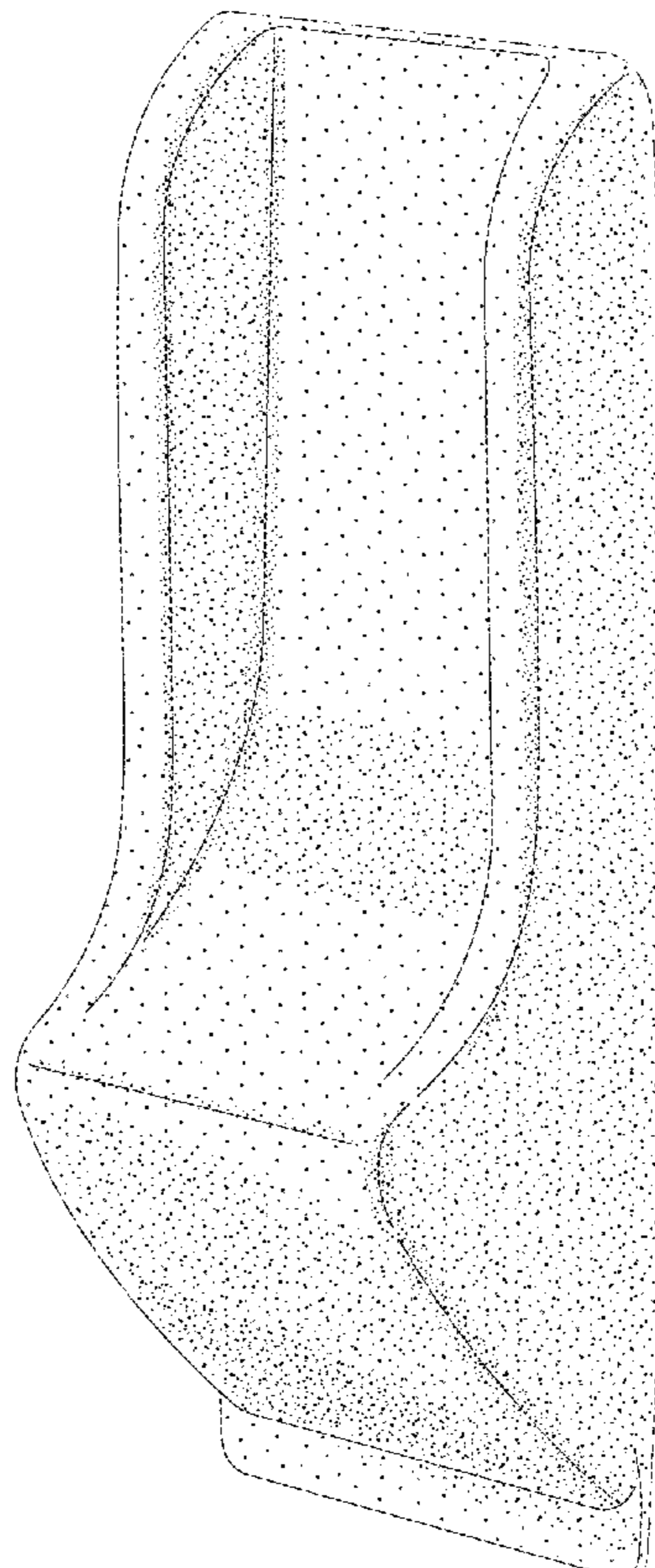
The broken phantom lines depict unclaimed subject matter only and form no part of the claimed design.

(56) **References Cited**

U.S. PATENT DOCUMENTS

D499,209 S * 11/2004 Ikesaki D28/13
D528,698 S * 9/2006 Rizzuto, Jr. D28/13
D543,313 S * 5/2007 Petruccelli, Jr. D28/13
D578,706 S * 10/2008 Leung D28/13
D604,901 S * 11/2009 Yu D28/13

1 Claim, 5 Drawing Sheets



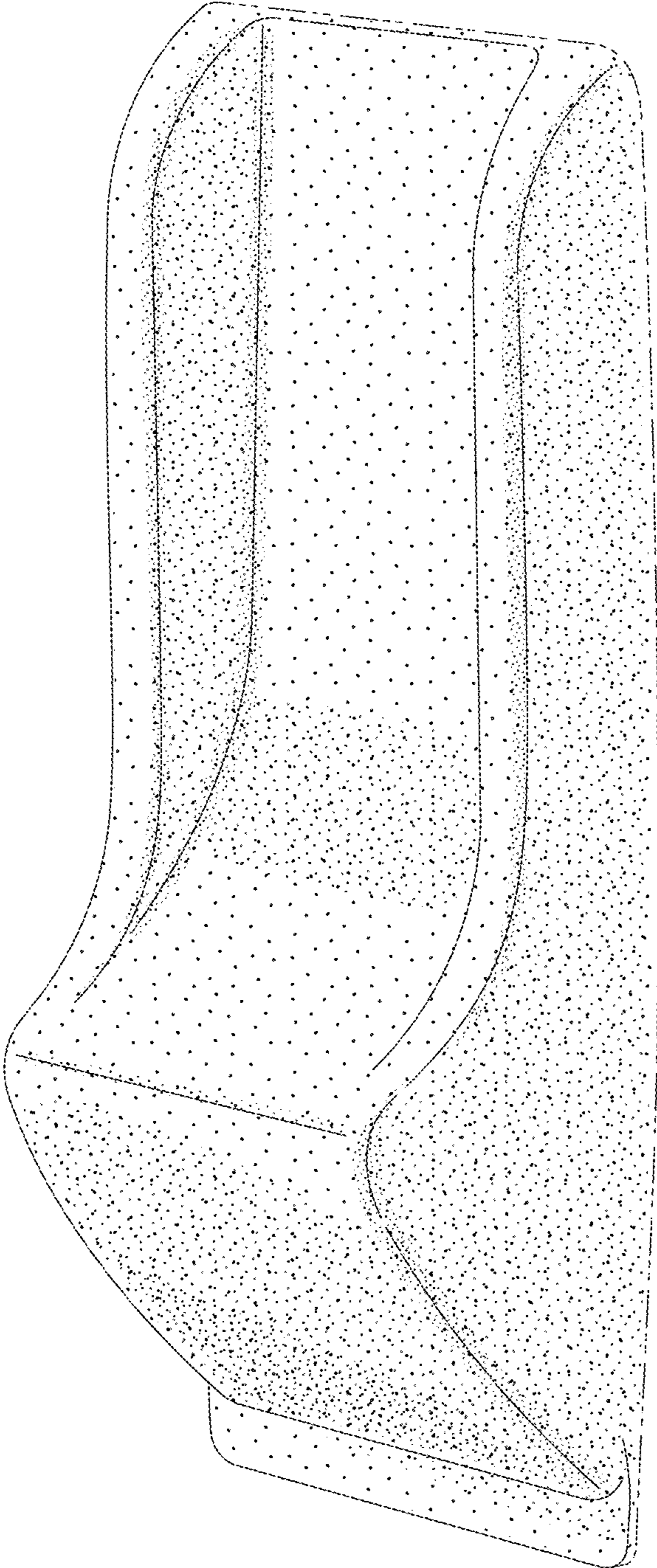


Fig. 1

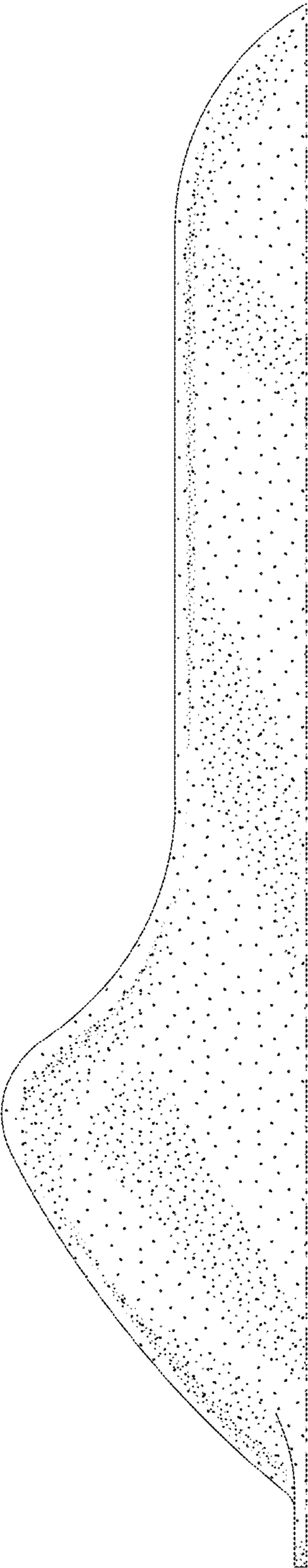


Fig. 2




Fig. 3




Fig. 4

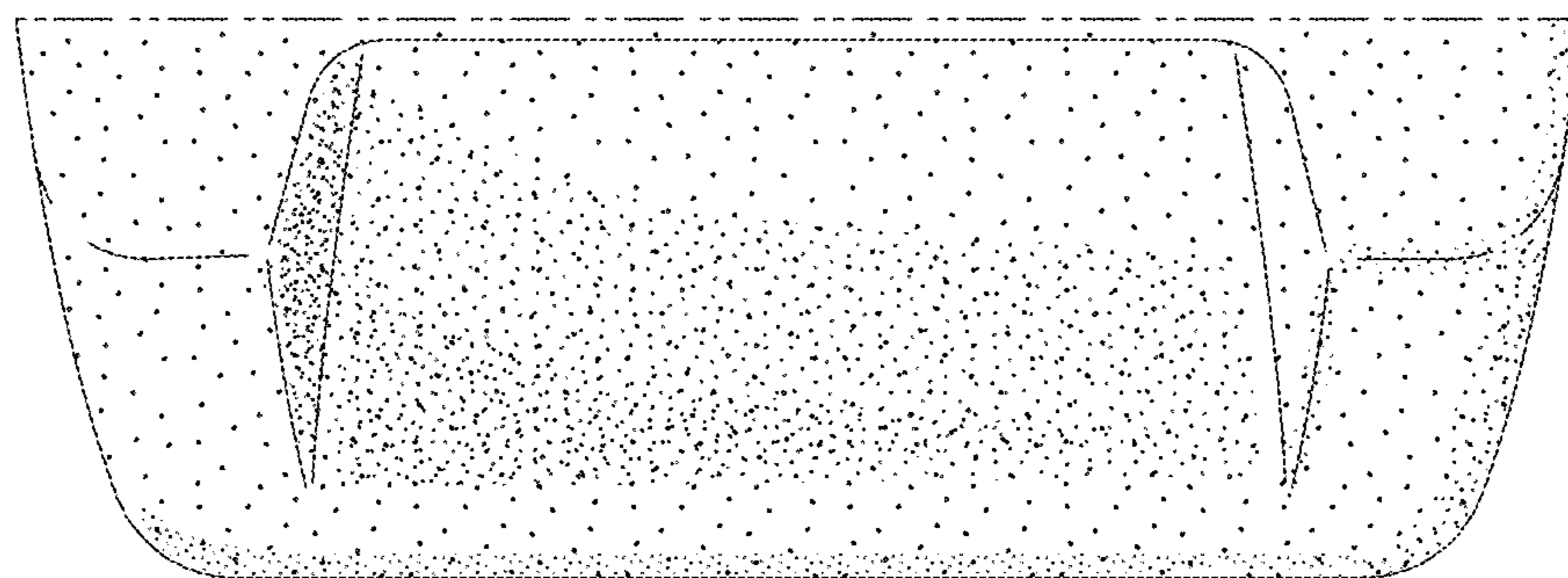


Fig. 5

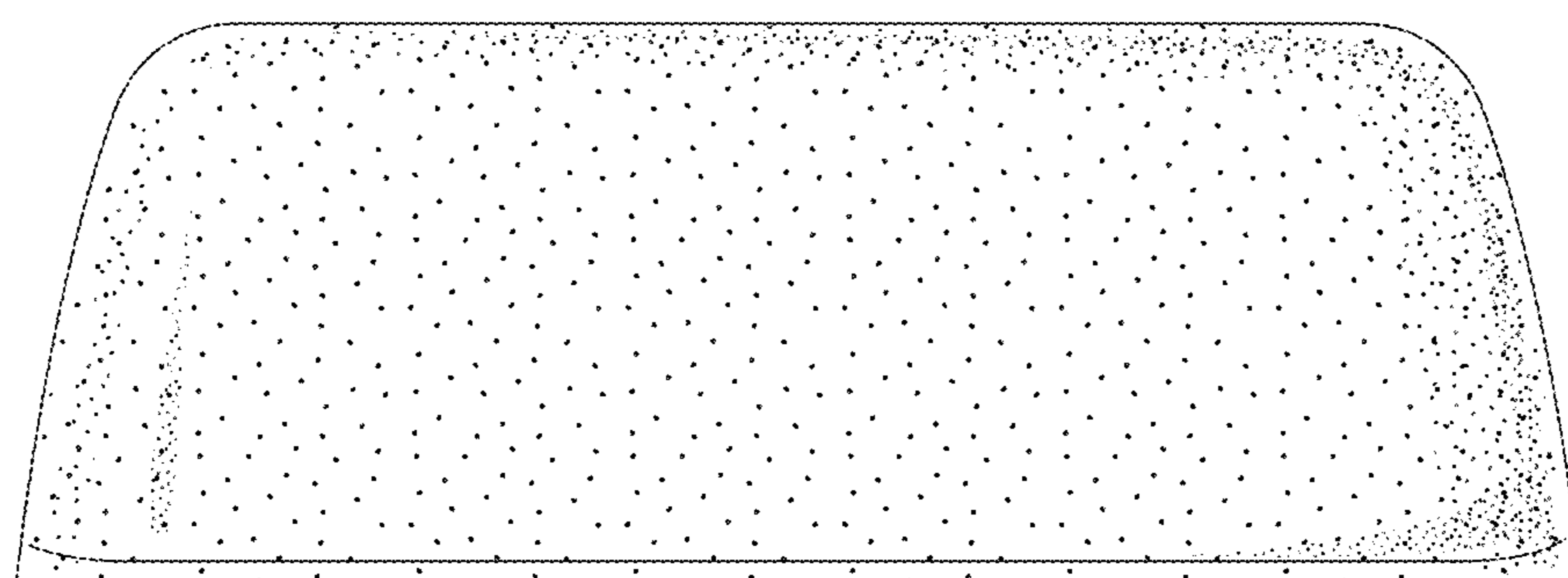


Fig. 6