



US00D683072S

(12) **United States Design Patent**  
**Clark**

(10) **Patent No.:** **US D683,072 S**

(45) **Date of Patent:** **\*\* May 21, 2013**

(54) **HAIR WRAP**

(71) Applicant: **Jennifer Clark**, Kaw City, OK (US)

(72) Inventor: **Jennifer Clark**, Kaw City, OK (US)

(\*\*) Term: **14 Years**

(21) Appl. No.: **29/437,079**

(22) Filed: **Nov. 13, 2012**

(51) **LOC (9) Cl.** ..... **28-03**

(52) **U.S. Cl.**  
USPC ..... **D28/39**

(58) **Field of Classification Search** ..... D28/31-34,  
D28/39-43; 132/273-284; D19/34, 65  
See application file for complete search history.

(56) **References Cited**

U.S. PATENT DOCUMENTS

43,914	A *	8/1864	Howells	.....	132/283
303,341	A *	8/1884	Thompson	.....	132/283
2,014,328	A *	9/1935	Hawkinson	.....	132/283
2,924,228	A	2/1960	McGee		
5,271,421	A	12/1993	Videtzky		
5,810,022	A	9/1998	Reynolds		
5,878,755	A	3/1999	Crabtree et al.		
6,192,893	B1	2/2001	Katsumata		
6,609,525	B2	8/2003	Potter et al.		

7,328,710	B2	2/2008	Hall et al.		
D635,297	S *	3/2011	Hsu	.....	D28/39
8,100,137	B2 *	1/2012	Tsai	.....	132/275
2007/0175493	A1 *	8/2007	Tandberg et al.	.....	132/275
2008/0099036	A1	5/2008	Crowley et al.		
2009/0229625	A1 *	9/2009	Shyu	.....	132/276
2012/0211020	A1	8/2012	Garcia		

\* cited by examiner

*Primary Examiner* — Zenia Bennett

(74) *Attorney, Agent, or Firm* — Dunlap Coddling P.C.

(57) **CLAIM**

The ornamental design for a hair wrap, as shown and described.

**DESCRIPTION**

FIG. 1 is a perspective view of a hair wrap showing my new design.

FIG. 2 is a left side view thereof.

FIG. 3 is a right side view thereof.

FIG. 4 is an end view thereof.

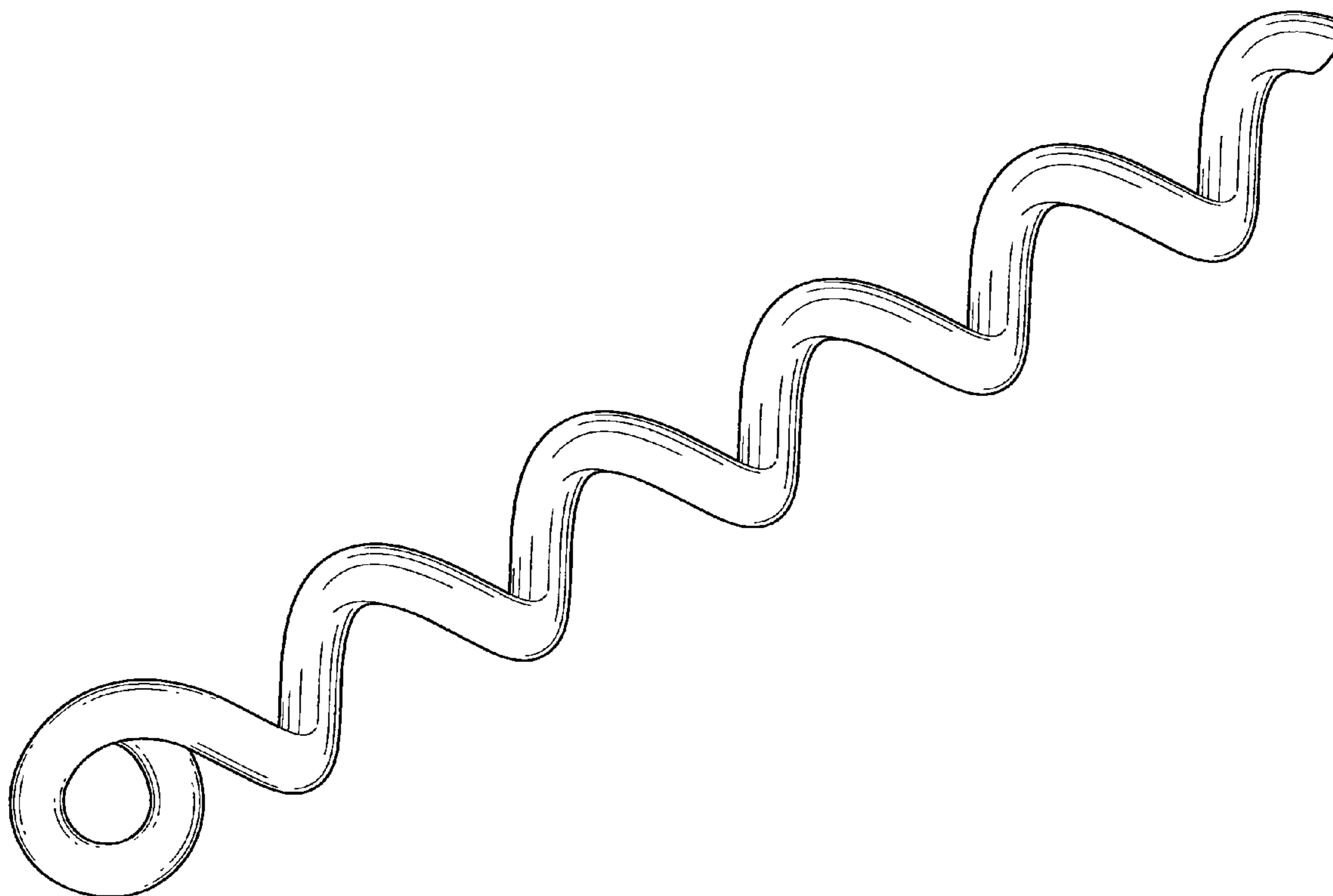
FIG. 5 is an end view thereof.

FIG. 6 is a top plan view thereof; and,

FIG. 7 is a bottom plan view thereof.

Background features may be shown in broken lines for illustrative purposes only and form no part of the claimed design.

**1 Claim, 4 Drawing Sheets**



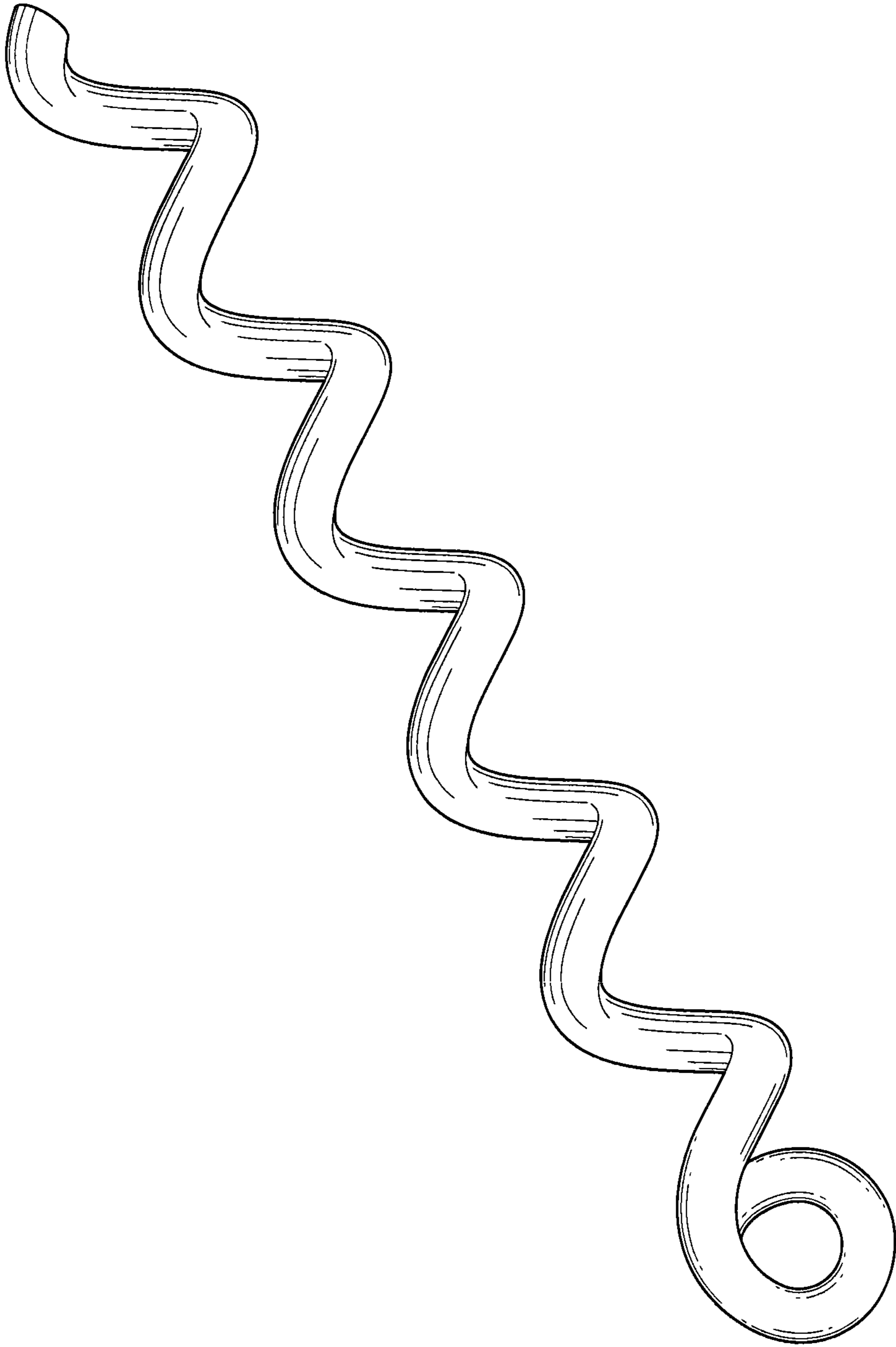


FIG. 1

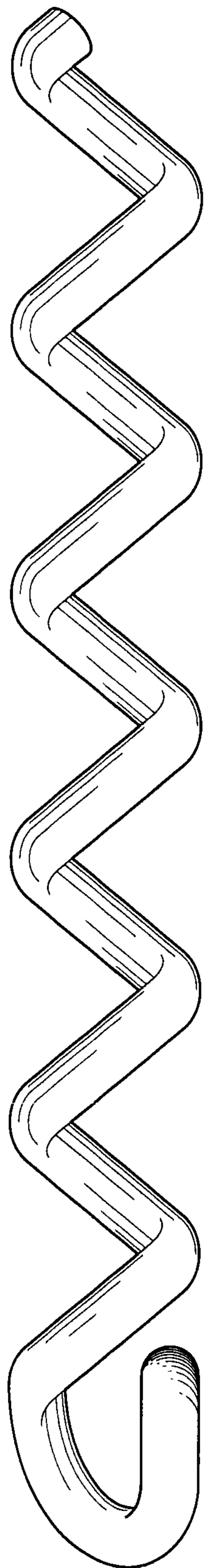


FIG. 2

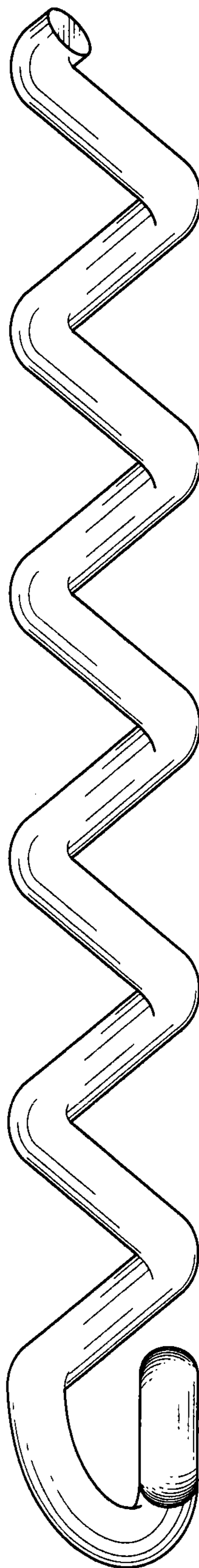


FIG. 3

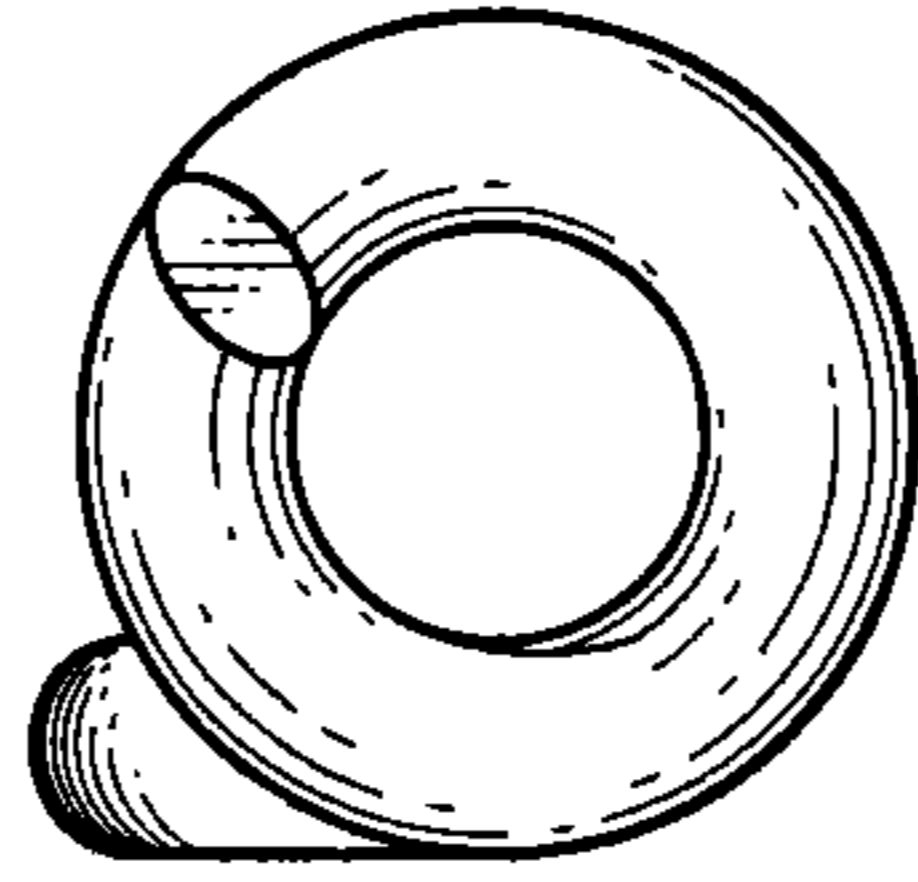


FIG. 4

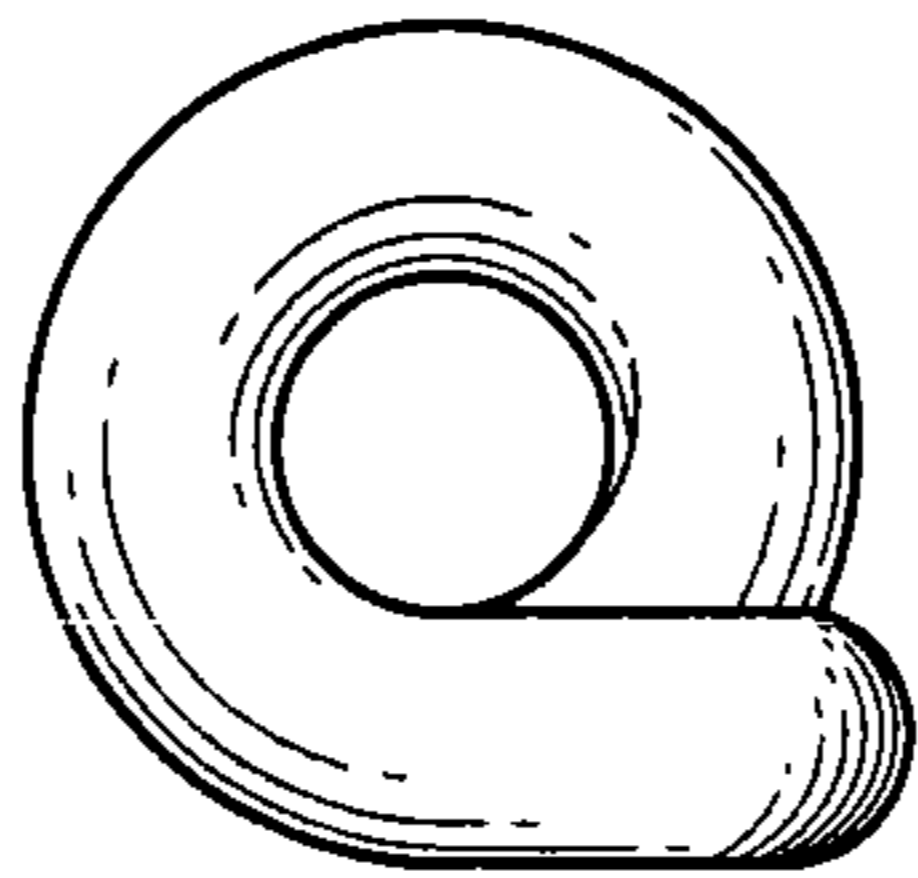


FIG. 5

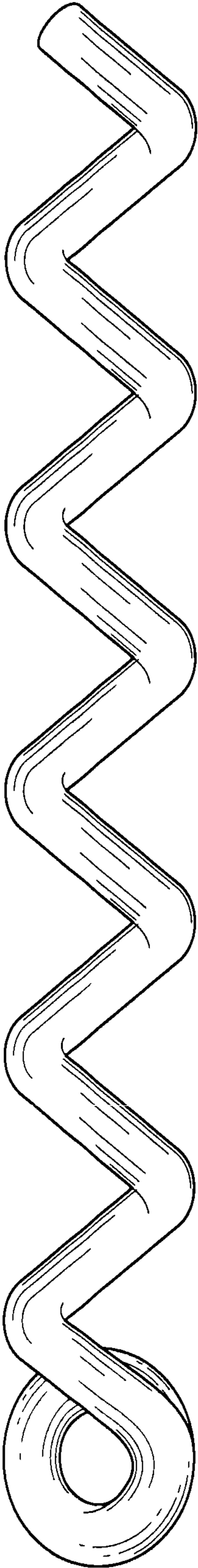


FIG. 6

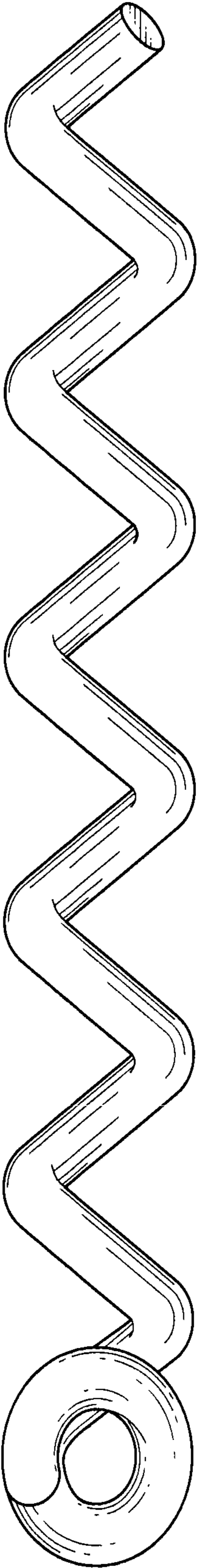


FIG. 7