



US00D683068S

(12) **United States Design Patent**
Zhou et al.

(10) **Patent No.:** **US D683,068 S**

(45) **Date of Patent:** **** May 21, 2013**

(54) **HOLDER FOR INSPECTION LAMP**

(75) Inventors: **Cheng Zhou**, Shanghai (CN); **Jin Cherl Kwon**, Hong Kong (HK)

(73) Assignee: **Koninklijke Philips Electronics N.V.**, Eindhoven (NL)

(**) Term: **14 Years**

(21) Appl. No.: **29/410,091**

(22) Filed: **Jan. 4, 2012**

(30) **Foreign Application Priority Data**

Jul. 4, 2011 (EM) 001886698-0005

(51) **LOC (9) Cl.** **26-99**

(52) **U.S. Cl.**
USPC **D26/142**

(58) **Field of Classification Search** D26/1,
D26/2, 118, 113, 138, 119, 120, 121, 122,
D26/76, 77, 75, 78, 85, 86, 89, 90, 62, 64,
D26/65, 66, 63, 73, 72, 74, 68, 71, 28, 123,
D26/124, 127, 128, 129, 134, 135, 132, 139,
D26/154, 155, 152, 149, 148, 145, 143, 142,
D26/140, 141, 153, 144, 91, 92, 29, 24, 25,
D26/26, 8, 114, 37, 87; 362/202, 347, 349,
362/362, 419, 96, 192, 145, 294, 326, 267,
362/373, 249.01–249.12; D13/102, 179,
D13/180

See application file for complete search history.

(56) **References Cited**

U.S. PATENT DOCUMENTS

D48,158 S * 11/1915 Morrell D26/92
1,606,870 A * 11/1926 Corwin 362/432
D105,173 S * 6/1937 Hildebrand D26/92
4,238,816 A * 12/1980 Merlo 362/279

D306,434 S * 3/1990 Krichever et al. D14/453
D312,885 S * 12/1990 Louis D26/60
D340,782 S * 10/1993 Porter D26/87
D399,021 S * 9/1998 Lam D26/106
D419,713 S * 1/2000 Diaz-Azcuy D26/87
D438,659 S * 3/2001 Lornat D26/62
D531,339 S * 10/2006 Lee et al. D26/60
D536,471 S * 2/2007 Matons D26/87
D536,472 S * 2/2007 Tsai D26/87
D558,383 S * 12/2007 Bickler et al. D26/87
D559,426 S * 1/2008 Hoernig D26/87
D563,011 S * 2/2008 Major D26/61
D565,218 S * 3/2008 Chien D26/43
D588,735 S * 3/2009 Woodard D26/61
D590,977 S * 4/2009 Mullen D26/62
D616,600 S * 5/2010 Gilbert et al. D26/155
D621,537 S * 8/2010 Borovicka et al. D26/43
D643,565 S * 8/2011 Gilad D26/87
D648,883 S * 11/2011 Levine D26/60
D666,761 S * 9/2012 Citterio D26/87

* cited by examiner

Primary Examiner — Kevin Rudzinski

(57) **CLAIM**

The ornamental design for a holder for inspection lamp, as shown and described.

DESCRIPTION

FIG. 1 is a perspective view of a holder for inspection lamp showing my design.

FIG. 2 is a front elevational view thereof;

FIG. 3 is a rear elevational view thereof;

FIG. 4 is a right side elevational view thereof;

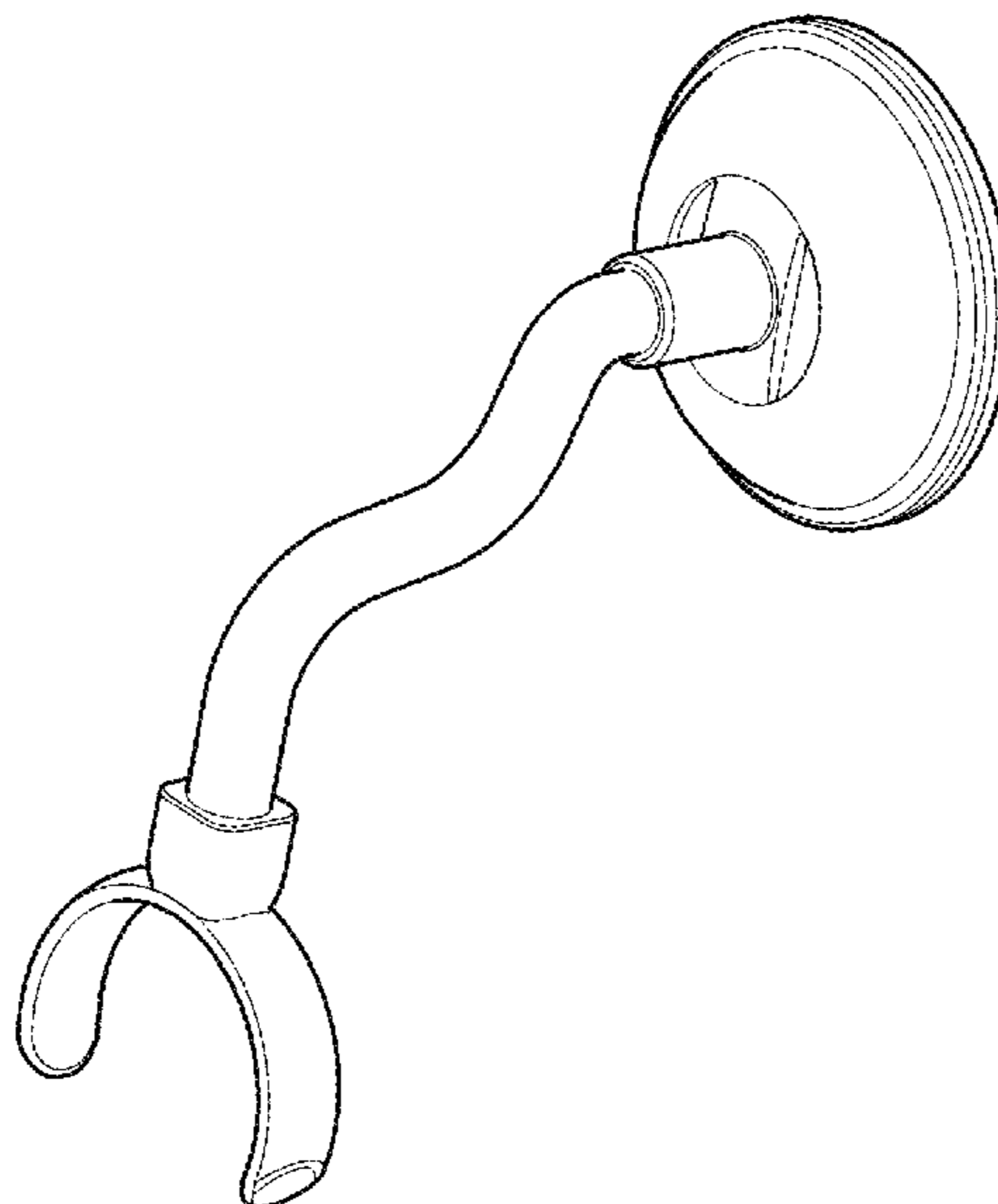
FIG. 5 is a left side elevational view thereof;

FIG. 6 is a top plan view thereof; and,

FIG. 7 is a bottom plan view thereof.

The broken lines illustrate portions of the holder for inspection lamp which form no part of the claimed design.

1 Claim, 4 Drawing Sheets



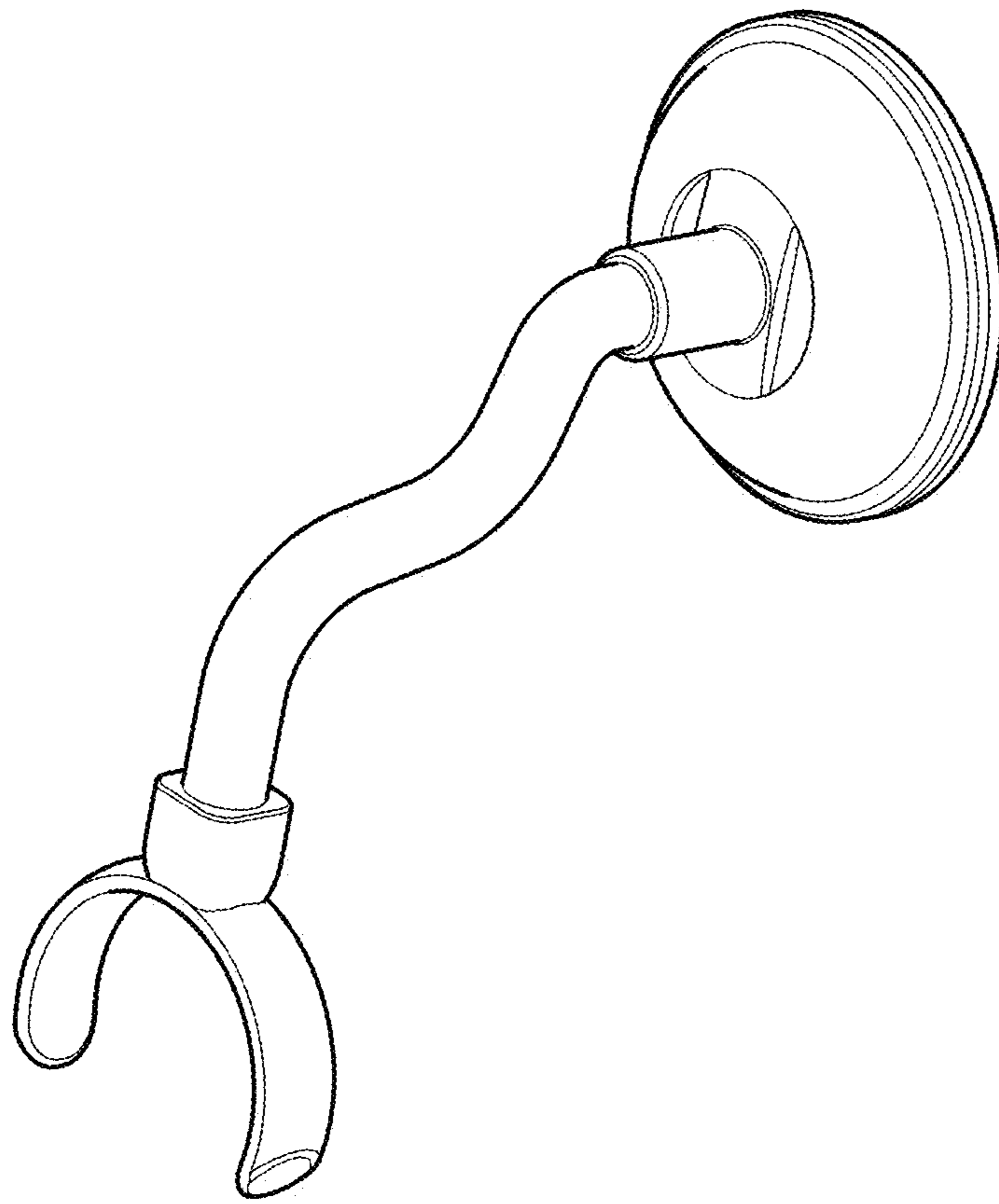


FIG. 1

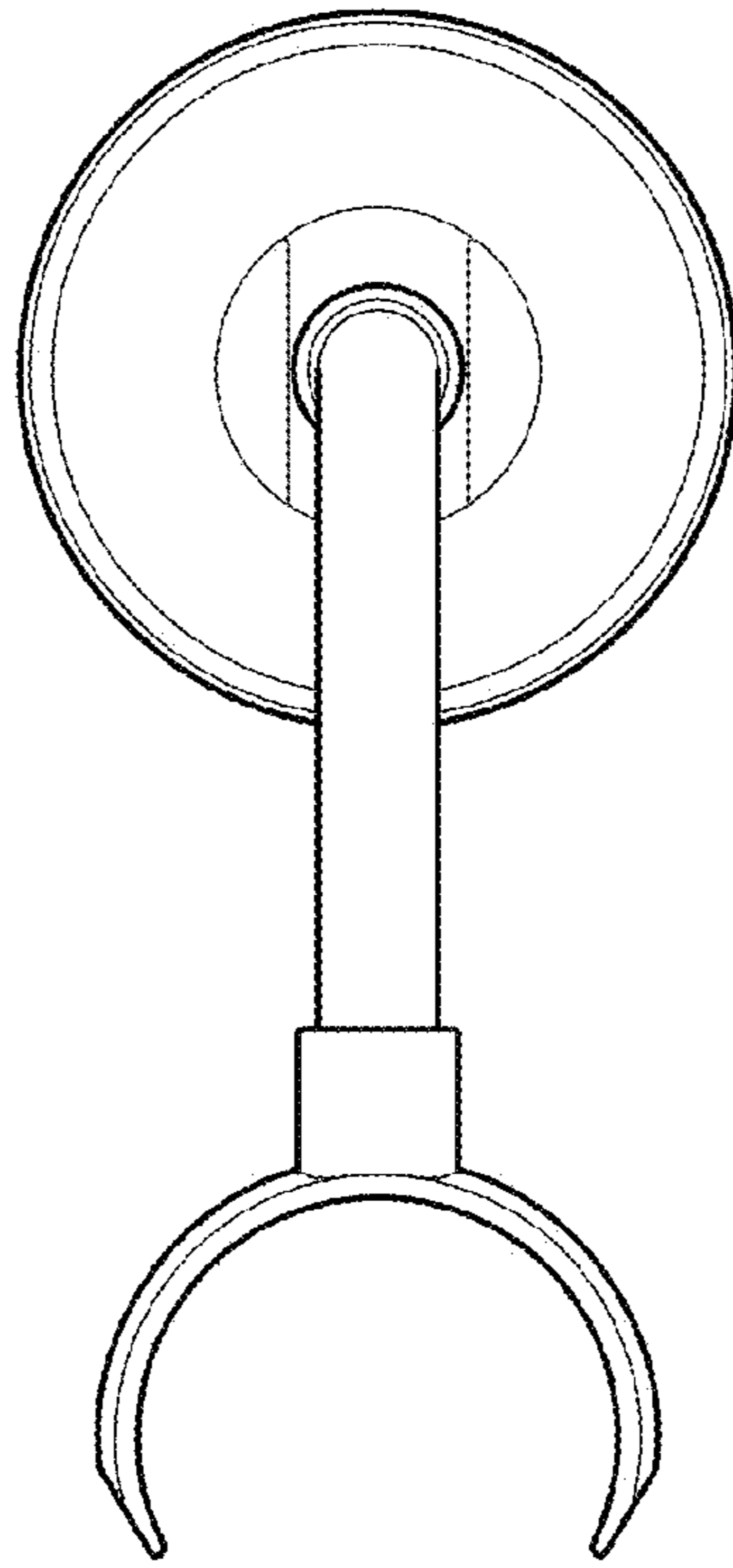


FIG. 2

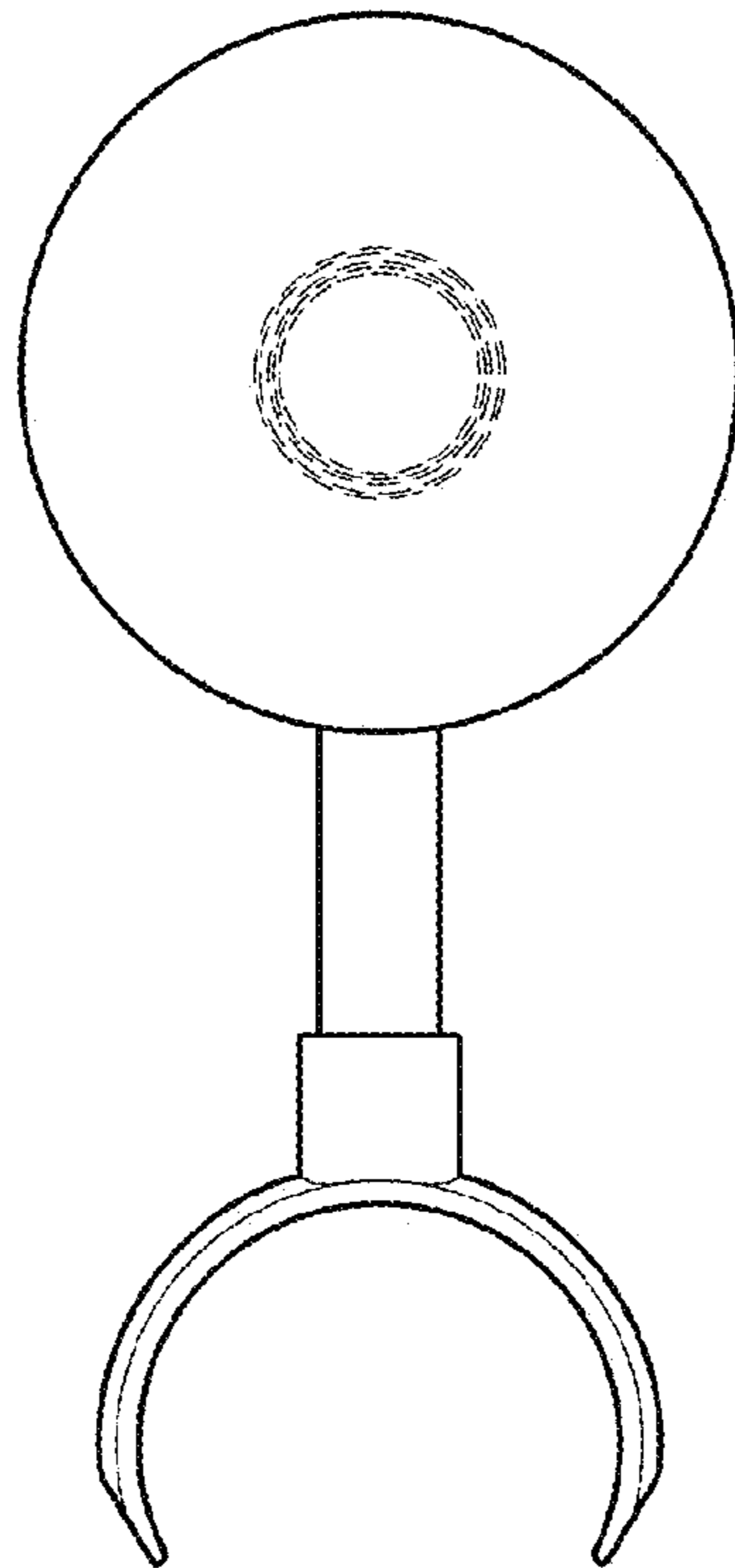


FIG. 3

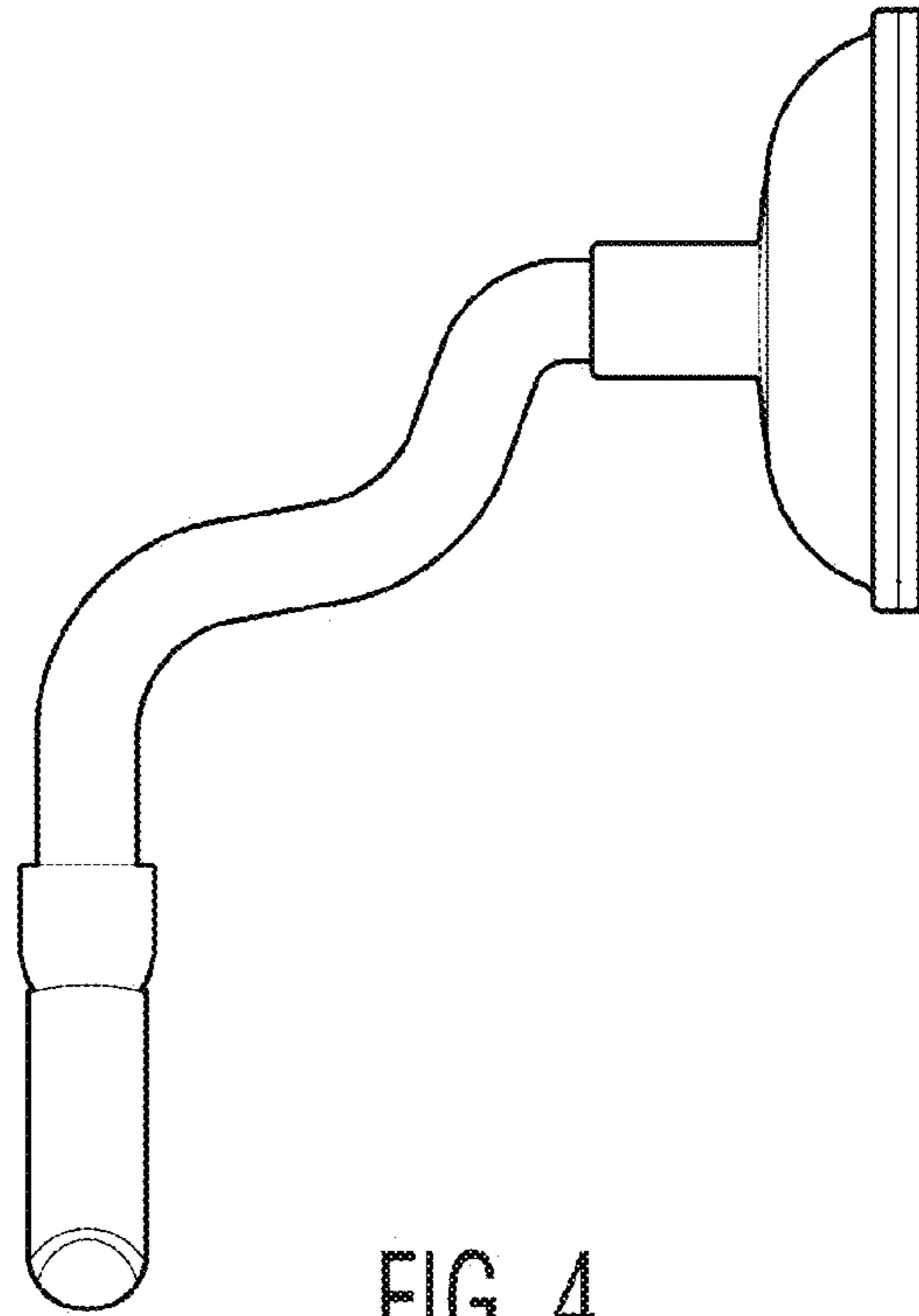


FIG. 4

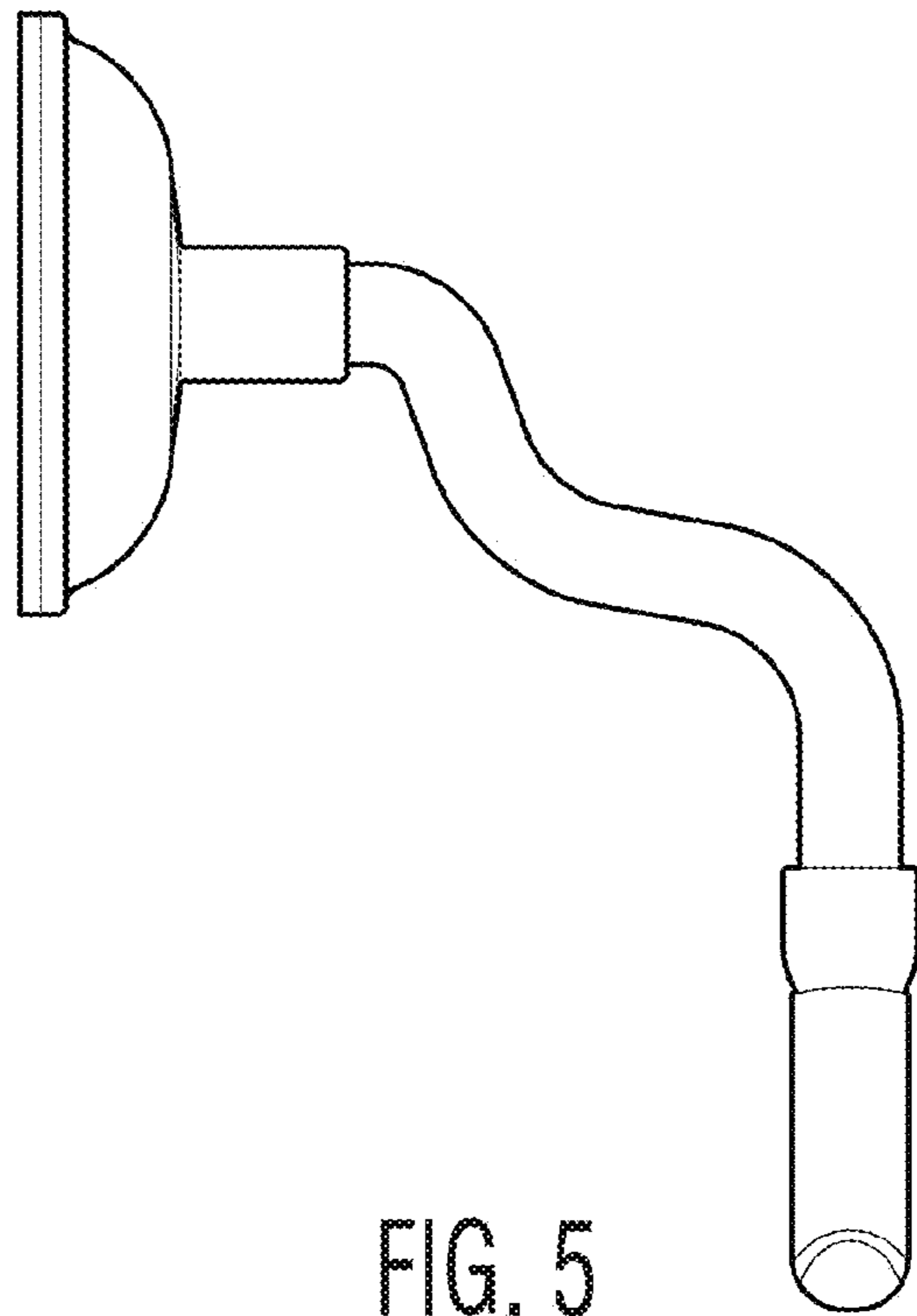


FIG. 5

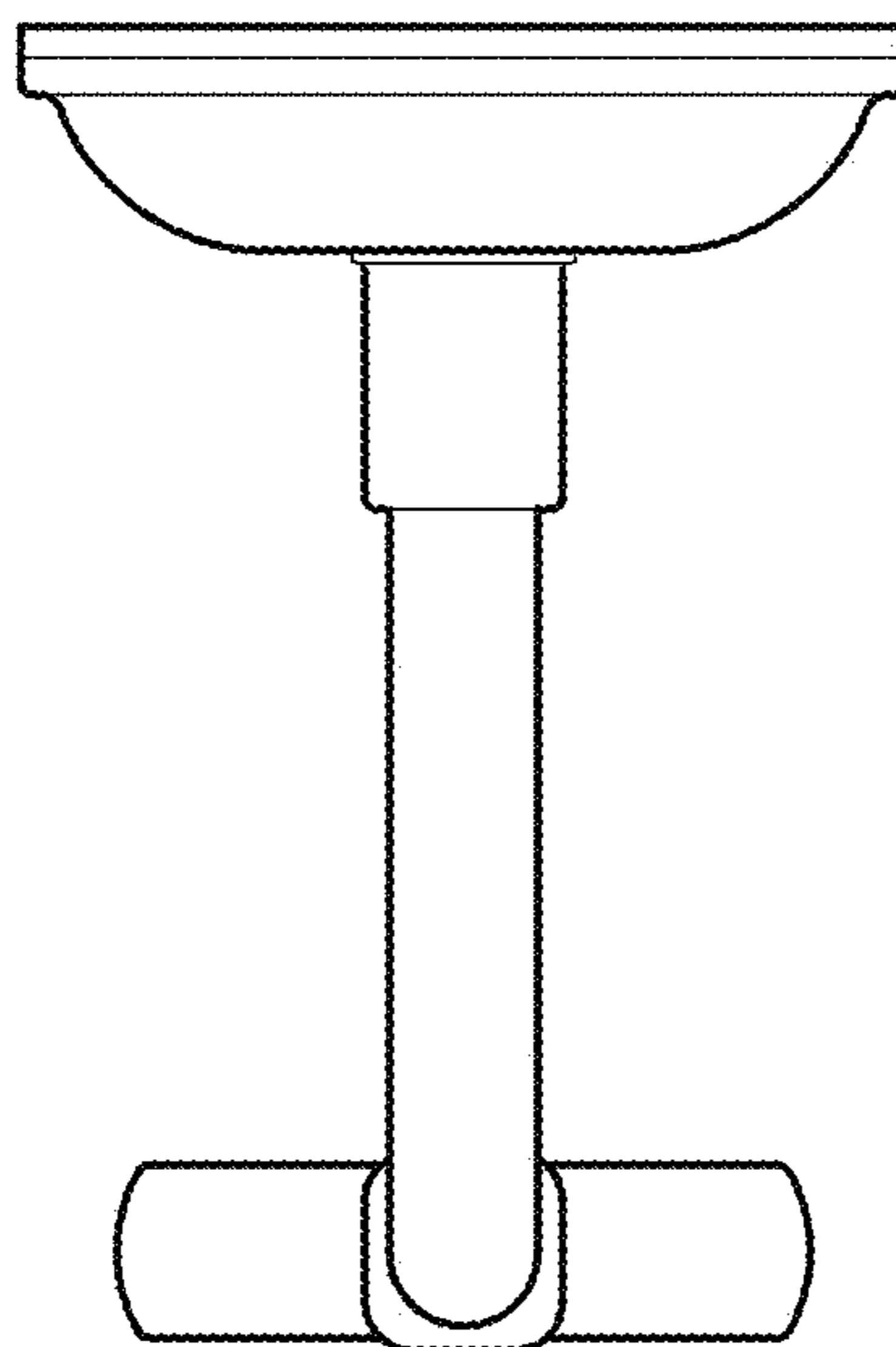


FIG. 6

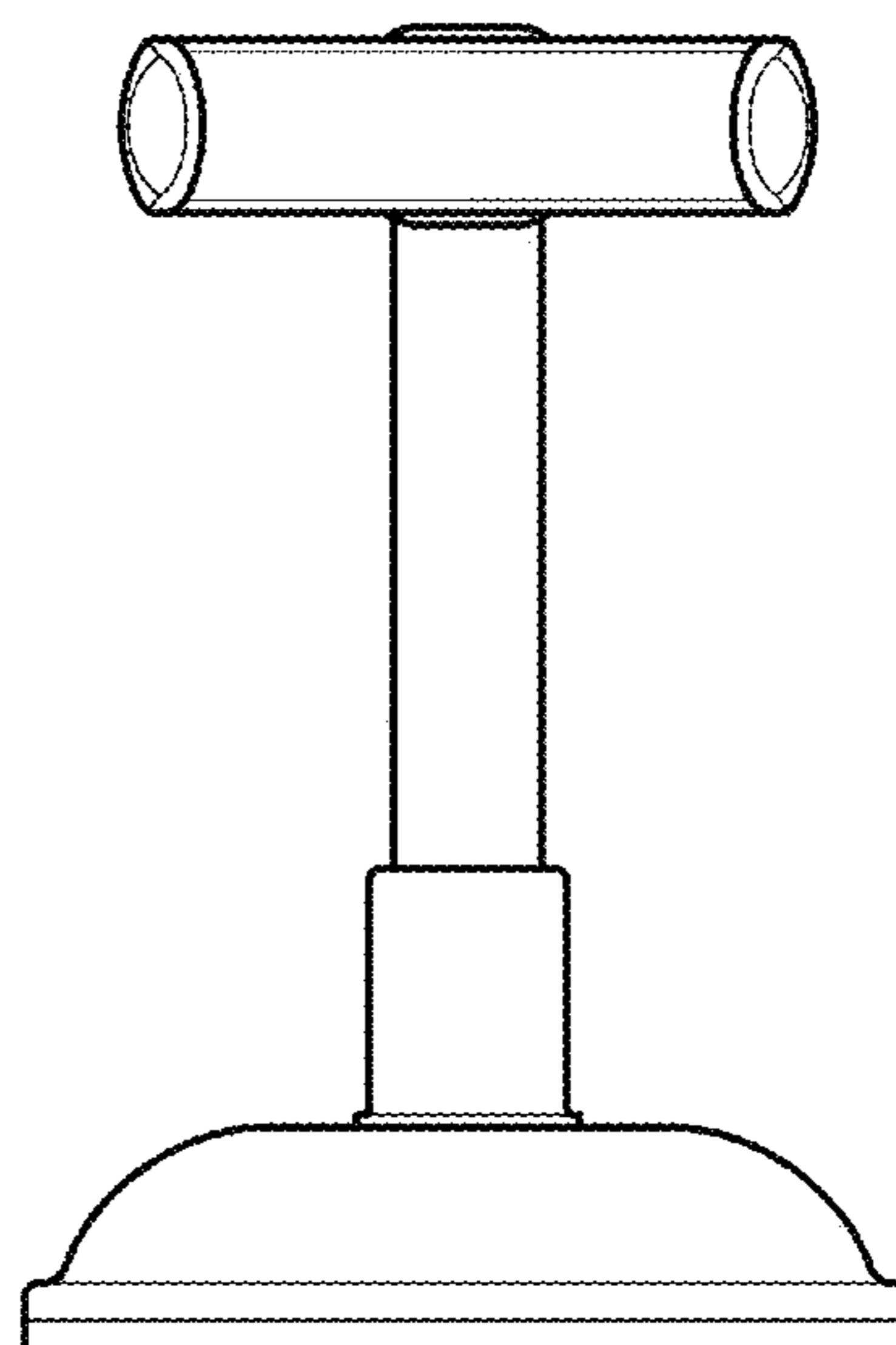


FIG. 7