



US00D683057S

(12) **United States Design Patent**
Aikawa et al.

(10) **Patent No.:** **US D683,057 S**

(45) **Date of Patent:** **** May 21, 2013**

(54) **HEADLAMP FOR AN AUTOMOBILE**

D570,007 S * 5/2008 Hsu D26/28
D582,587 S * 12/2008 Yang D26/28
D593,232 S * 5/2009 Koman et al. D26/28

(75) Inventors: **Masaki Aikawa**, Kanagawa-ken (JP);
Yuu Terada, Kanagawa-ken (JP)

FOREIGN PATENT DOCUMENTS

(73) Assignee: **Nissan Jidosha Kabushiki Kaisha**,
Kanagawa (JP)

JP 1334568 S 6/2008

(**) Term: **14 Years**

* cited by examiner

Primary Examiner — Marcus Jackson

(21) Appl. No.: **29/395,077**

(74) *Attorney, Agent, or Firm* — Fross Zelnick Lehrman &
Zissu, P.C.; Charles T. J. Weigell, Esq.

(22) Filed: **Nov. 17, 2011**

(51) **LOC (9) Cl.** **26-06**

(52) **U.S. Cl.**

USPC **D26/28**

(58) **Field of Classification Search** D26/28-36;
362/459-468, 475-478, 485-487

See application file for complete search history.

(57) **CLAIM**

The ornamental design for a headlamp for an automobile, as shown and described.

DESCRIPTION


FIG. 1 is a perspective view of the top, front, and right side of a headlamp for an automobile showing our new design; FIG. 2 is a front view thereof; FIG. 3 is a right side view thereof; and, FIG. 4 is a top view thereof.

(56) **References Cited**

U.S. PATENT DOCUMENTS

D538,956 S * 3/2007 Ishii D26/28
D544,614 S * 6/2007 Markefka D26/28
D561,358 S * 2/2008 Tachibana D26/28

1 Claim, 2 Drawing Sheets






FIG. 1

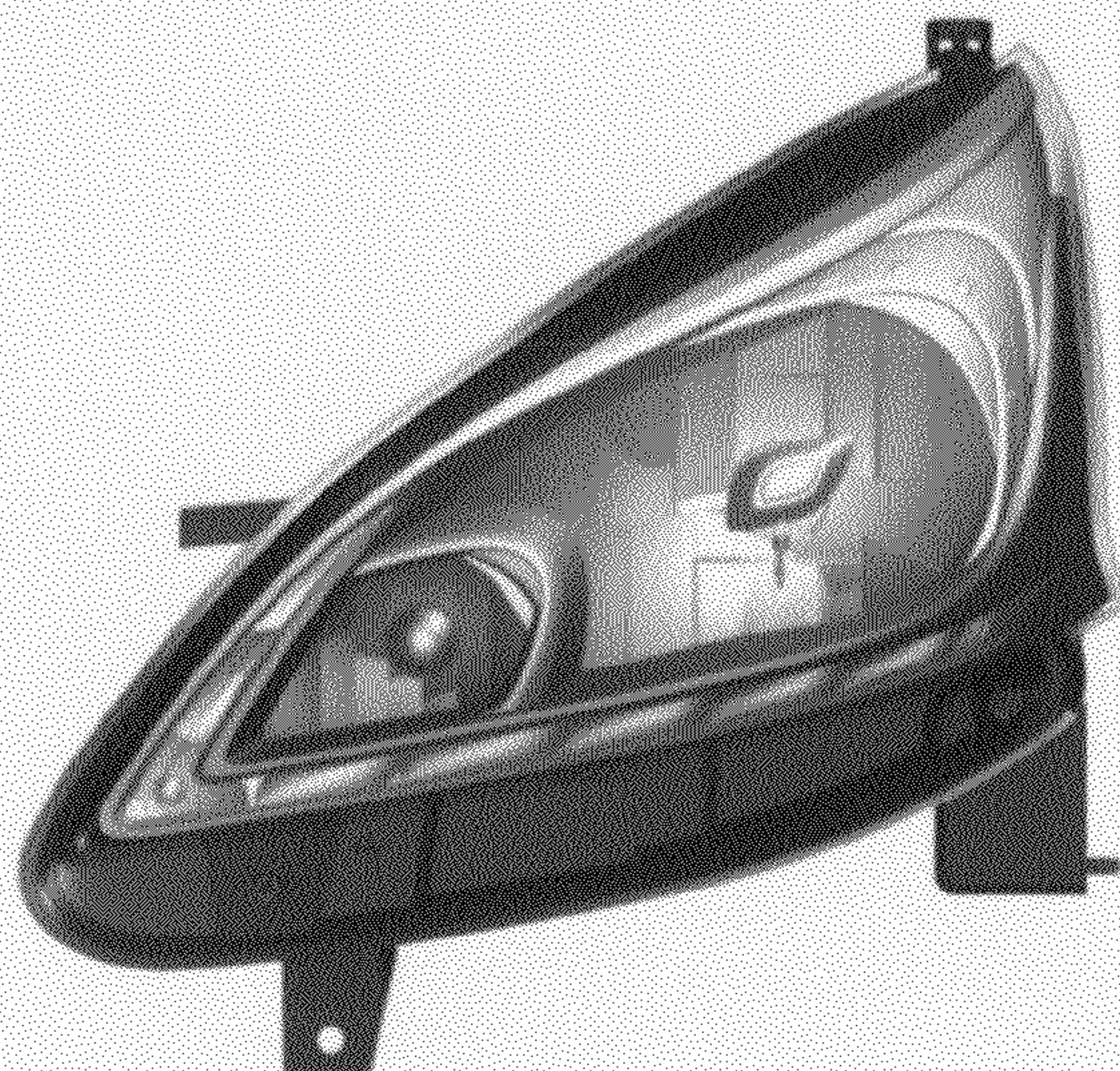


FIG. 2

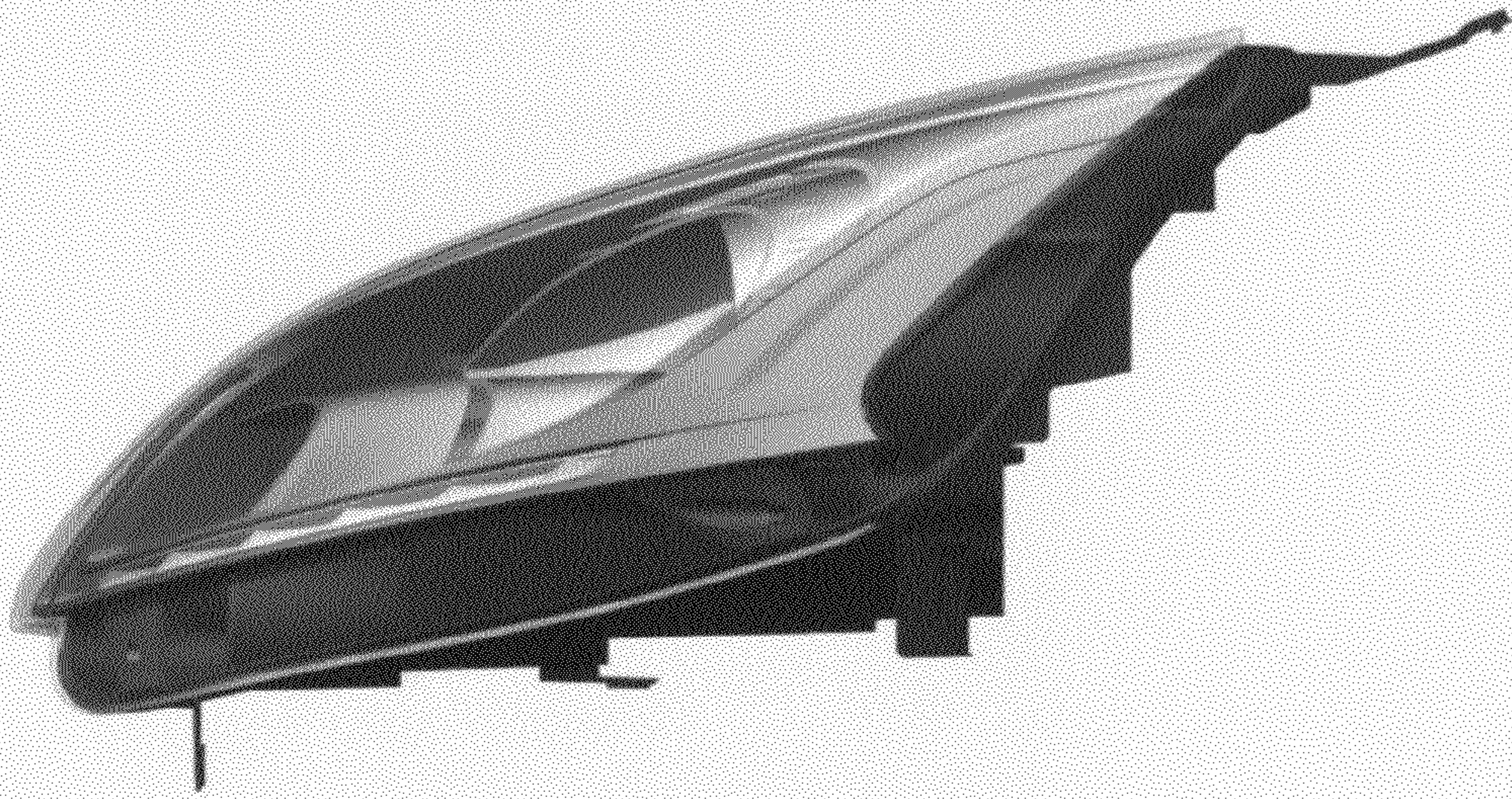


FIG. 3




FIG. 4