



US00D683052S

(12) **United States Design Patent**
Cameron

(10) **Patent No.:** **US D683,052 S**

(45) **Date of Patent:** **** May 21, 2013**

(54) **MODULAR BUILDING UNIT WHICH HAS AN ANGLE OF 105 DEGREES BETWEEN THE FLOOR PANEL AND A WALL PANEL**

5,709,062	A *	1/1998	Woolford	52/592.6
6,474,036	B2 *	11/2002	Martin et al.	52/592.6
D467,009	S *	12/2002	Agee	D25/113
D539,439	S *	3/2007	Price	D25/113
D615,669	S *	5/2010	Caggiano	D25/114
7,752,825	B2 *	7/2010	Wobben	52/848
7,823,360	B1 *	11/2010	Cottle	52/608

(76) Inventor: **Paul Cameron, Ayrshire (GB)**

(**) Term: **14 Years**

* cited by examiner

(21) Appl. No.: **29/379,081**

Primary Examiner — Robert Delehanty

(22) Filed: **Nov. 15, 2010**

(74) *Attorney, Agent, or Firm* — Neal Blibo, LLC

(51) **LOC (9) Cl.** **25-01**

(52) **U.S. Cl.**
USPC **D25/61**

(58) **Field of Classification Search**
USPC D25/61, 113-114; 52/608, 259, 848,
52/592.6, 503, DIG. 6; 405/15-16
See application file for complete search history.

(57) **CLAIM**

The ornamental design for a modular buiding unit which has an angle of 105 degrees between the floor panel and a wall panel, as shown and described.

DESCRIPTION

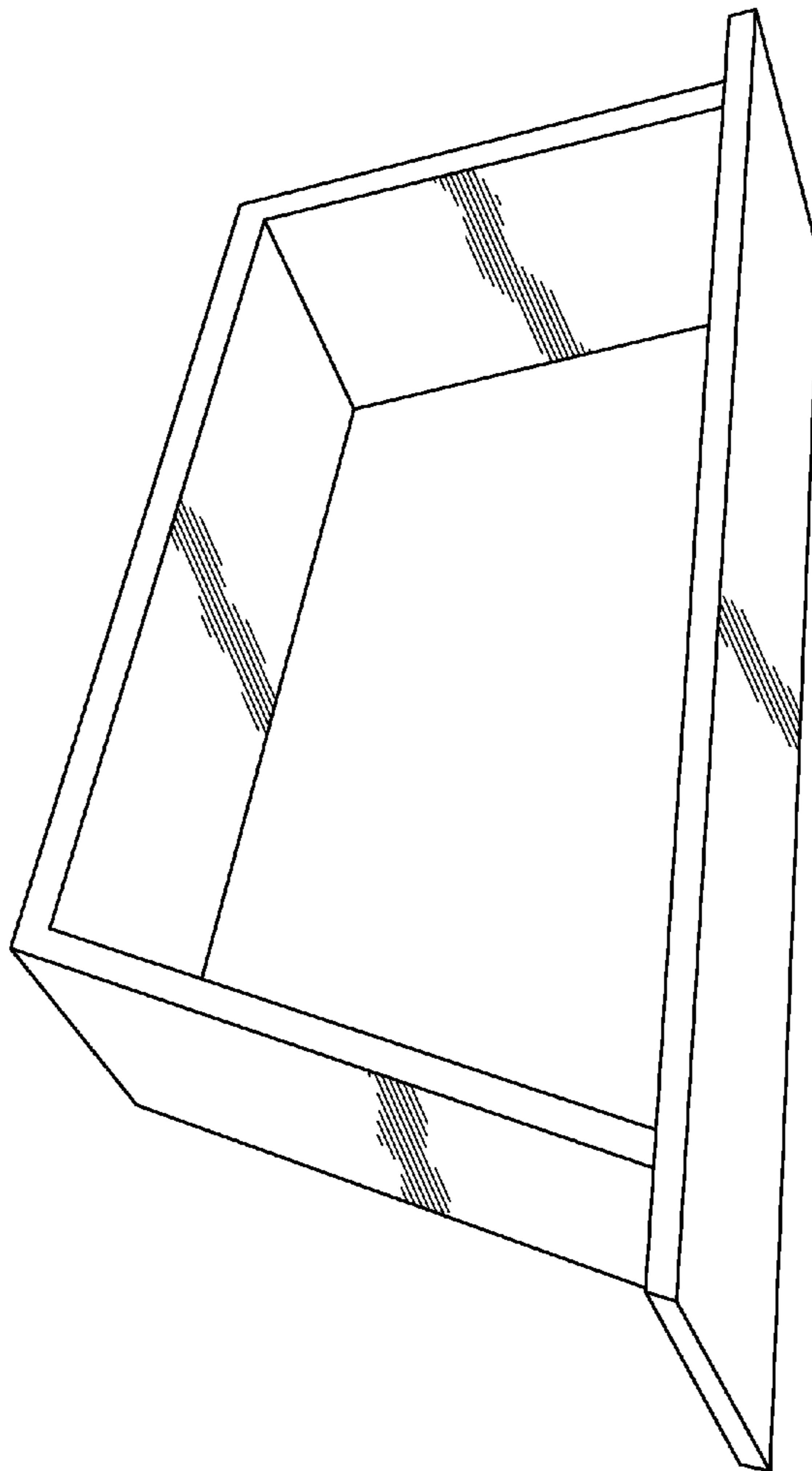
FIG. 1 is a side view;
FIG. 2 is a front view;
FIG. 3 is a perspective view; and,
FIG. 4 is a top view.

(56) **References Cited**

U.S. PATENT DOCUMENTS

D210,876	S *	4/1968	Kocher	D25/113
5,555,697	A *	9/1996	Kim	52/259

1 Claim, 4 Drawing Sheets



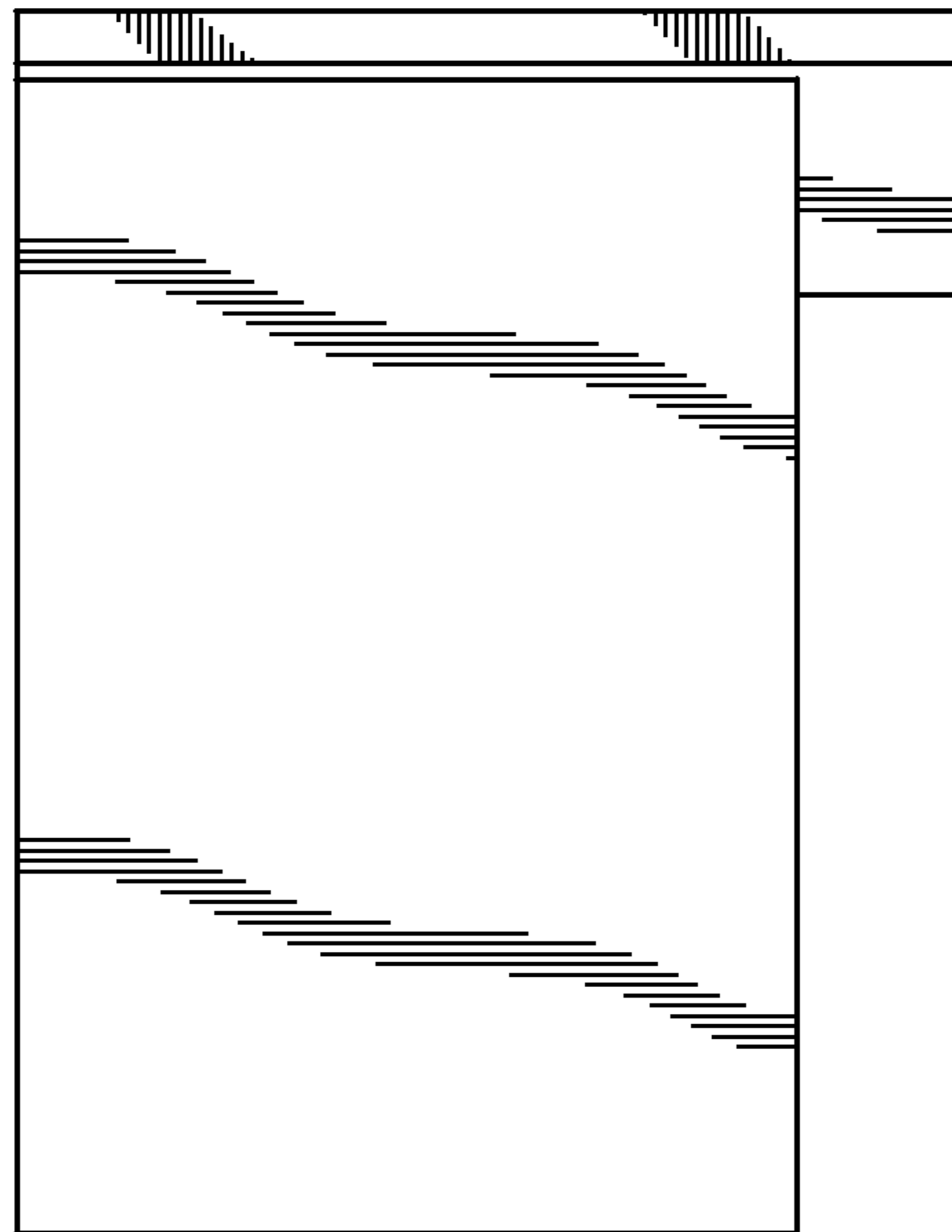


FIG. 1

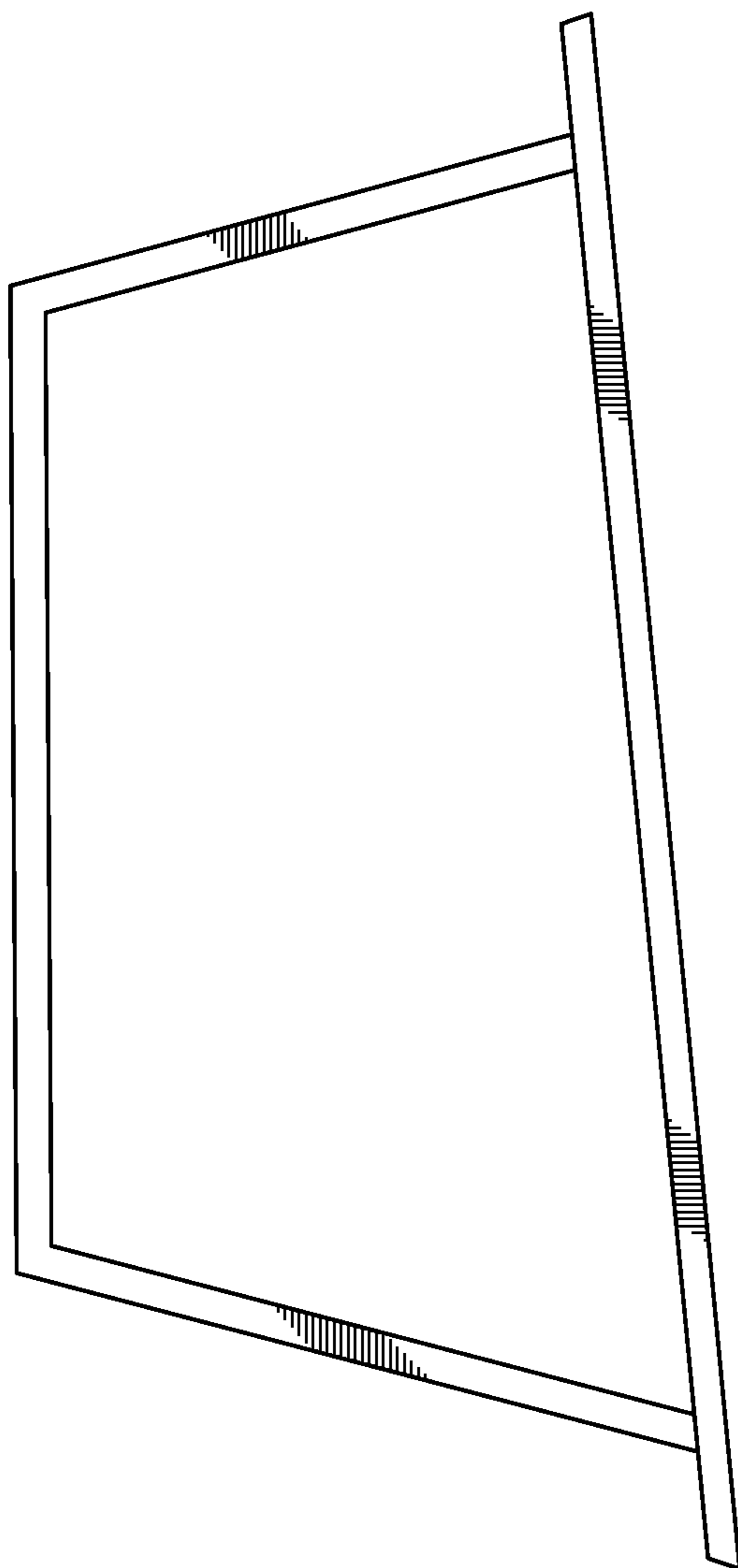


FIG. 2

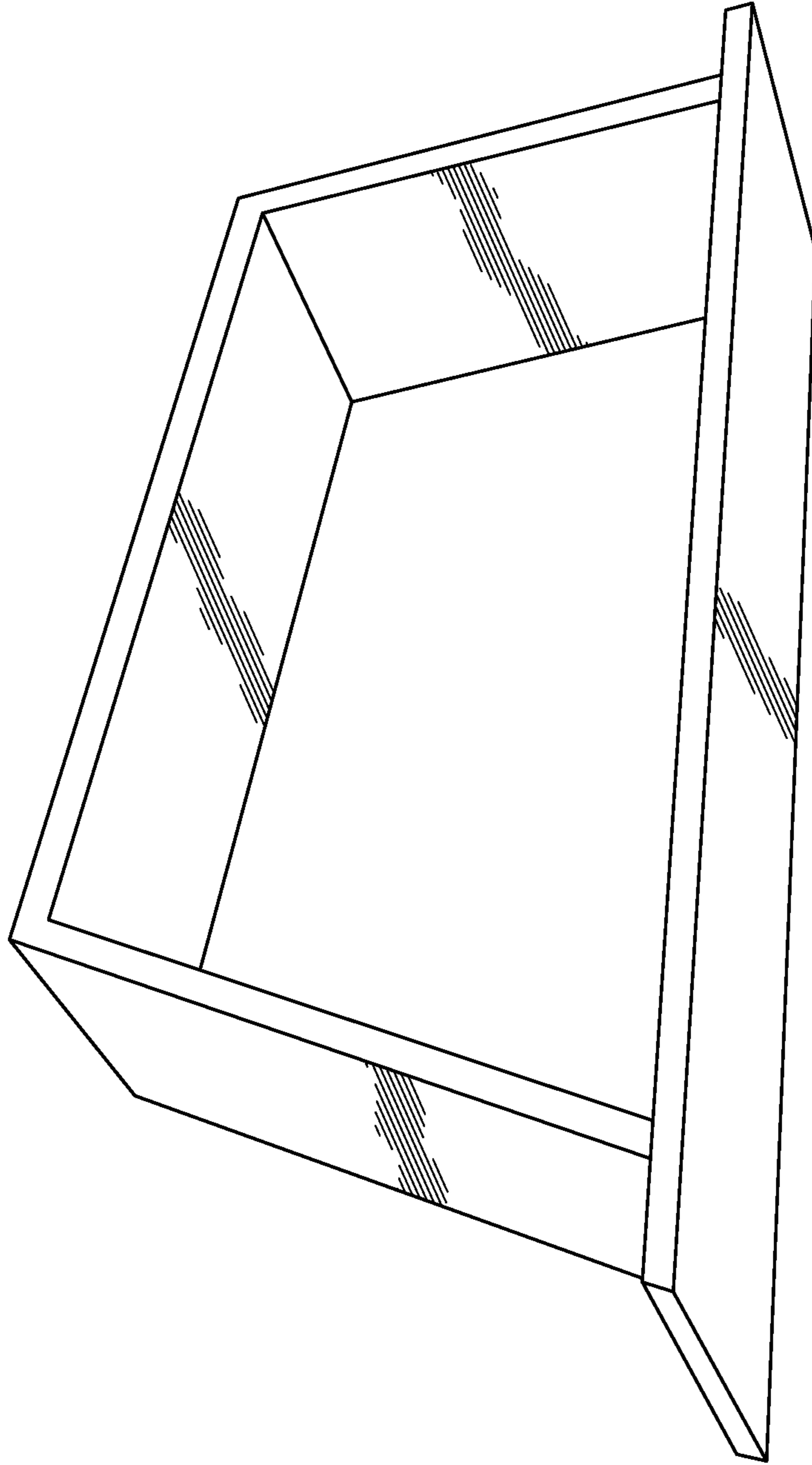


FIG. 3




FIG. 4