



US00D683040S

(12) **United States Design Patent**
Arsenault et al.

(10) **Patent No.:** **US D683,040 S**

(45) **Date of Patent:** **** May 21, 2013**

(54) **SELF-HEATING PACK**

(76) Inventors: **James Arsenault**, East Williston, NY
(US); **Paul Iskyan**, Manhasset, NY (US)

(**) Term: **14 Years**

(21) Appl. No.: **29/411,911**

(22) Filed: **Jan. 27, 2012**

(51) **LOC (9) Cl.** **24-04**

(52) **U.S. Cl.**
USPC **D24/206**

(58) **Field of Classification Search** D24/206–208,
D24/189–192, 118; 602/1–7, 17–27, 61–66,
602/74, 30; 128/112.1, 117.1, 95.1, 96.1,
128/97.1, 100.1, 101.1, 876; 606/204, 27;
607/96, 108, 109, 111, 112; D29/121.1,
D29/121.2, 122, 101.2, 101.5, 120.1; D3/327;
D9/707; 601/15, DIG. 1; 126/204; D6/601,
D6/582, 583, 613; D1/128; D25/138

See application file for complete search history.

(56) **References Cited**

U.S. PATENT DOCUMENTS

D321,826 S	*	11/1991	Page	D9/707
D436,179 S	*	1/2001	Small	D24/206
D505,041 S	*	5/2005	Lesosky	D6/601
D583,479 S	*	12/2008	Yim	D24/206

D583,958 S	*	12/2008	Usui et al.	D24/206
D587,811 S	*	3/2009	Uchiyama et al.	D24/206
D599,484 S	*	9/2009	Gray et al.	D24/206
D609,357 S	*	2/2010	Yim	D24/206
D609,359 S	*	2/2010	Yim	D24/206
D609,360 S	*	2/2010	Yim	D24/206
D613,181 S	*	4/2010	Friedland et al.	D9/707
D636,498 S	*	4/2011	Smith	D24/206
D657,604 S	*	4/2012	Chen	D6/601

* cited by examiner

Primary Examiner — David Muller

(74) *Attorney, Agent, or Firm* — Tiajolloff and Kelly LLP

(57) **CLAIM**

The ornamental design for self-heating pack, as shown and described.

DESCRIPTION

FIG. 1 is an isometric view of the self-heating pack from the front;

FIG. 2 is a front view thereof;

FIG. 3 is a rear view thereof;

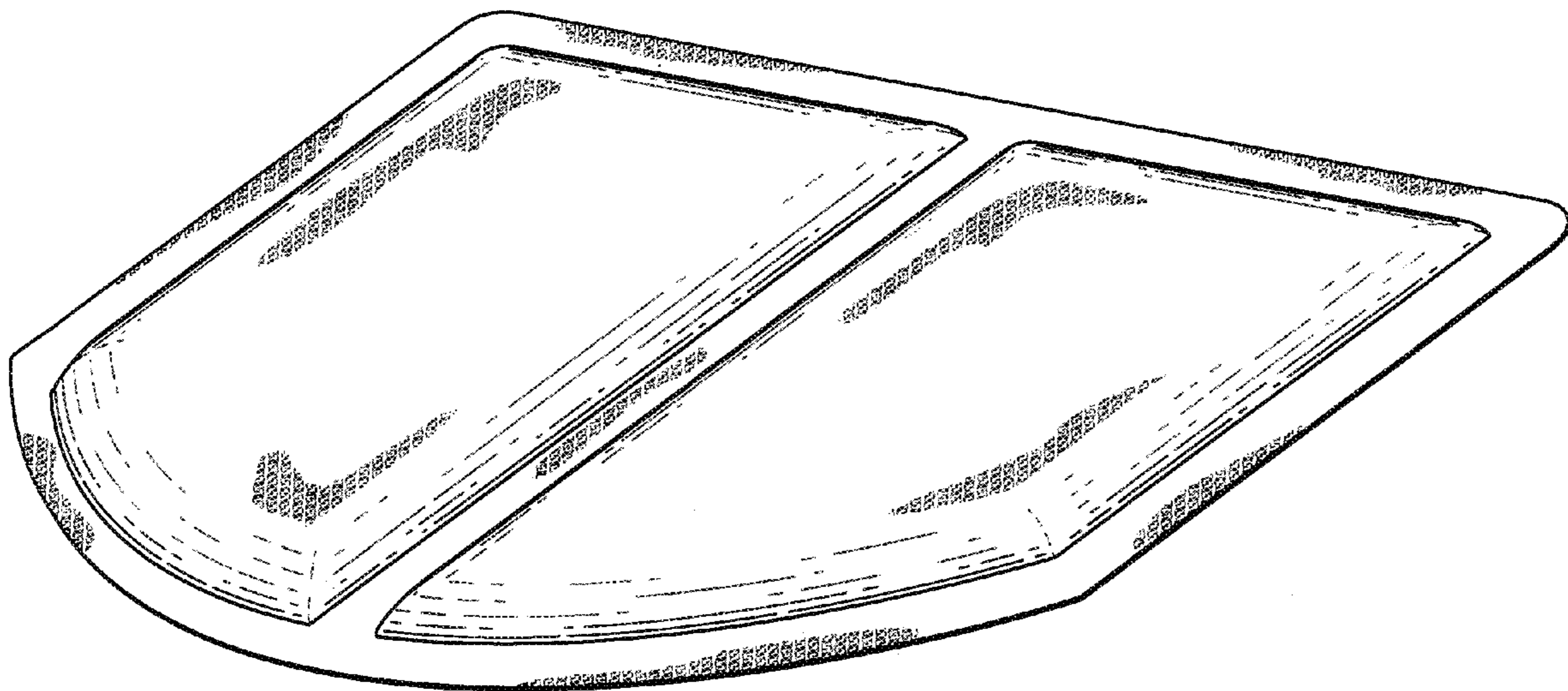
FIG. 4 is a left hand side view thereof;

FIG. 5 is a right hand side view thereof;

FIG. 6 is a bottom view thereof; and,

FIG. 7 is a top view thereof.

1 Claim, 5 Drawing Sheets



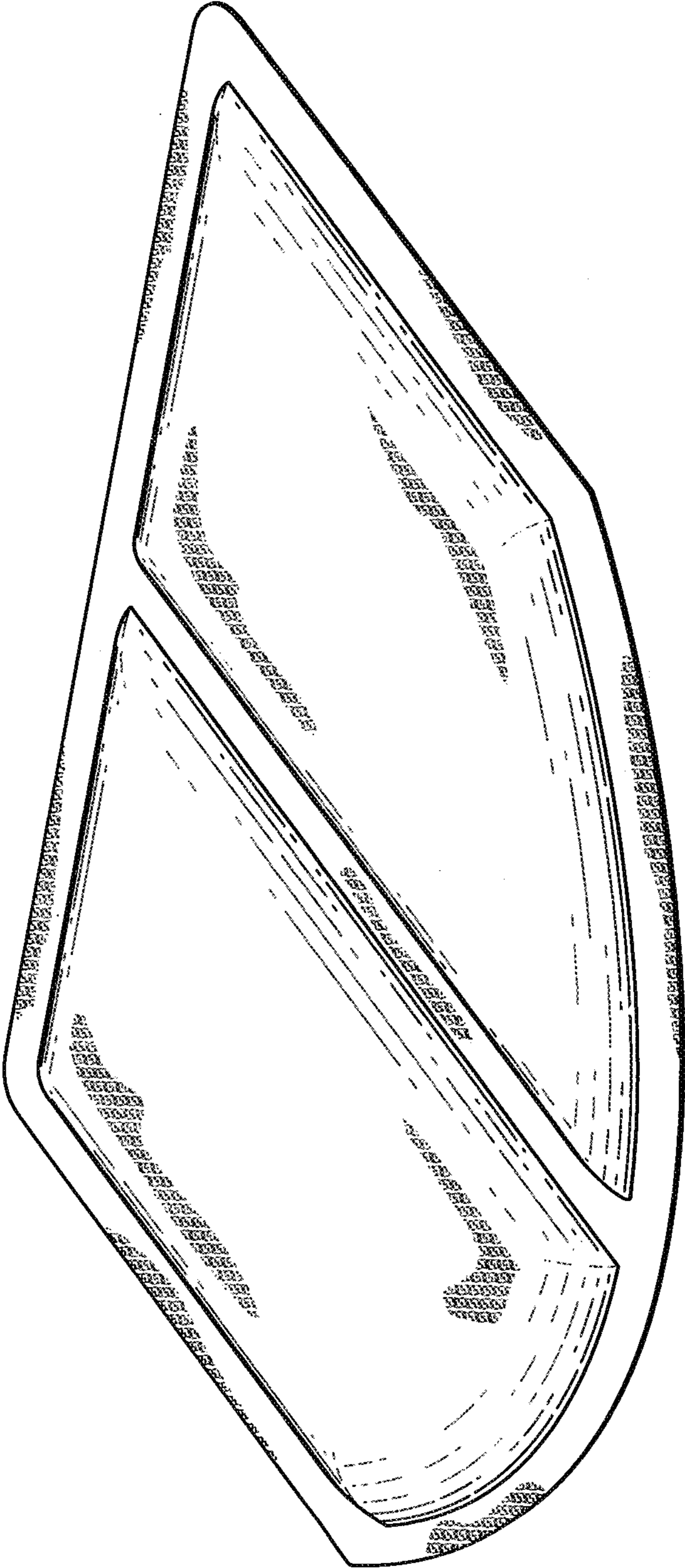


FIG. 1

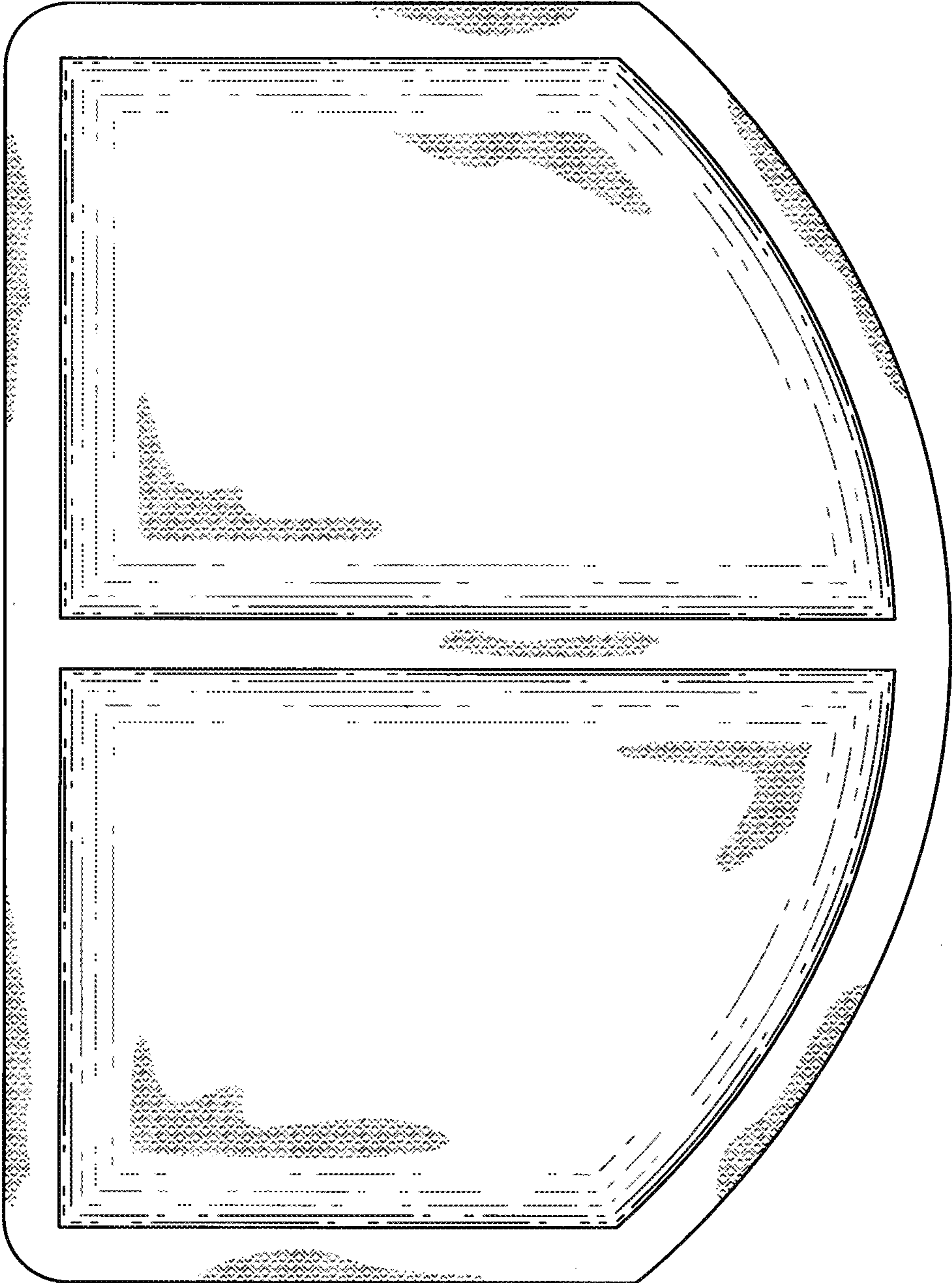


FIG. 2




FIG. 3




FIG. 5




FIG. 4

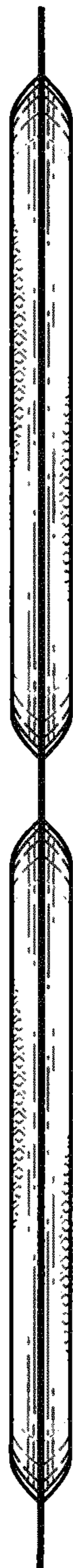


FIG. 6

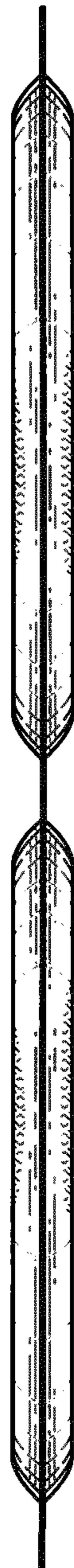


FIG. 7