



US00D683013S

(12) **United States Design Patent**
Krepel et al.

(10) **Patent No.:** **US D683,013 S**

(45) **Date of Patent:** **** May 21, 2013**

(54) **RESPIRATOR BELT HAVING FLEXIBLE AIR CHANNELS**

(75) Inventors: **Kenneth J. Krepel**, North St. Paul, MN (US); **Nathan A. Abel**, Minneapolis, MN (US); **Jia Hu**, Mounds View, MN (US); **Sean R. Kilmer**, Lino Lakes, MN (US); **James M. Ulwelling**, Eau Claire, WI (US)

(73) Assignee: **3M Innovative Properties Company**, St. Paul, MN (US)

(**) Term: **14 Years**

(21) Appl. No.: **29/413,394**

(22) Filed: **Feb. 15, 2012**

(51) **LOC (9) Cl.** **29-02**

(52) **U.S. Cl.**
USPC **D24/110**

(58) **Field of Classification Search** D24/110;
D2/627, 637; D21/683; 2/311; 128/207.17,
128/202.13, 876

See application file for complete search history.

(56) **References Cited**

U.S. PATENT DOCUMENTS

1,173,998	A *	2/1916	Depew	217/93
D186,758	S *	12/1959	Mayer	D2/637
D193,969	S *	11/1962	Lawson	D2/637
4,899,740	A	2/1990	Napolitano		
5,226,874	A *	7/1993	Heinz et al.	602/19
5,450,858	A *	9/1995	Zablotsky et al.	128/876
5,833,095	A	11/1998	Russell		
6,038,747	A	3/2000	Hamilton		
6,206,257	B1	3/2001	Peele		
6,401,715	B1	6/2002	Luthe		
6,405,910	B1	6/2002	Infanti		
6,405,911	B1	6/2002	Howard		
D496,143	S *	9/2004	Noell et al.	D2/627
D504,992	S *	5/2005	Taylor	D2/639

D507,692	S *	7/2005	Newman	D2/627
D555,328	S *	11/2007	Gilbert-Biro et al.	D2/624
D557,878	S *	12/2007	Haefner et al.	D2/624
7,454,800	B2	11/2008	Taylor		
7,819,120	B2	10/2010	Taylor		
7,900,278	B2	3/2011	Pittman		
D646,379	S	10/2011	Huh		

(Continued)

FOREIGN PATENT DOCUMENTS

EP	692 206	A1	1/1996
WO	96/28065		9/1996

OTHER PUBLICATIONS

Miller PAPER webpage obtained from internet on Feb. 20, 2012 http://www.millerwelds.com/products/welding_protection/filtration/papr/.

Primary Examiner — Ian Simmons

Assistant Examiner — Richelle Shelton

(74) *Attorney, Agent, or Firm* — Eric D. Levinson

(57) **CLAIM**

The ornamental design for a respirator belt having flexible air channels, as shown and described.

DESCRIPTION

FIG. 1 is a front perspective view showing the new design for a respirator belt having flexible air channels;

FIG. 2 is a front view thereof;

FIG. 3 is a back view thereof;

FIG. 4 is a top view thereof;

FIG. 5 is a bottom view thereof;

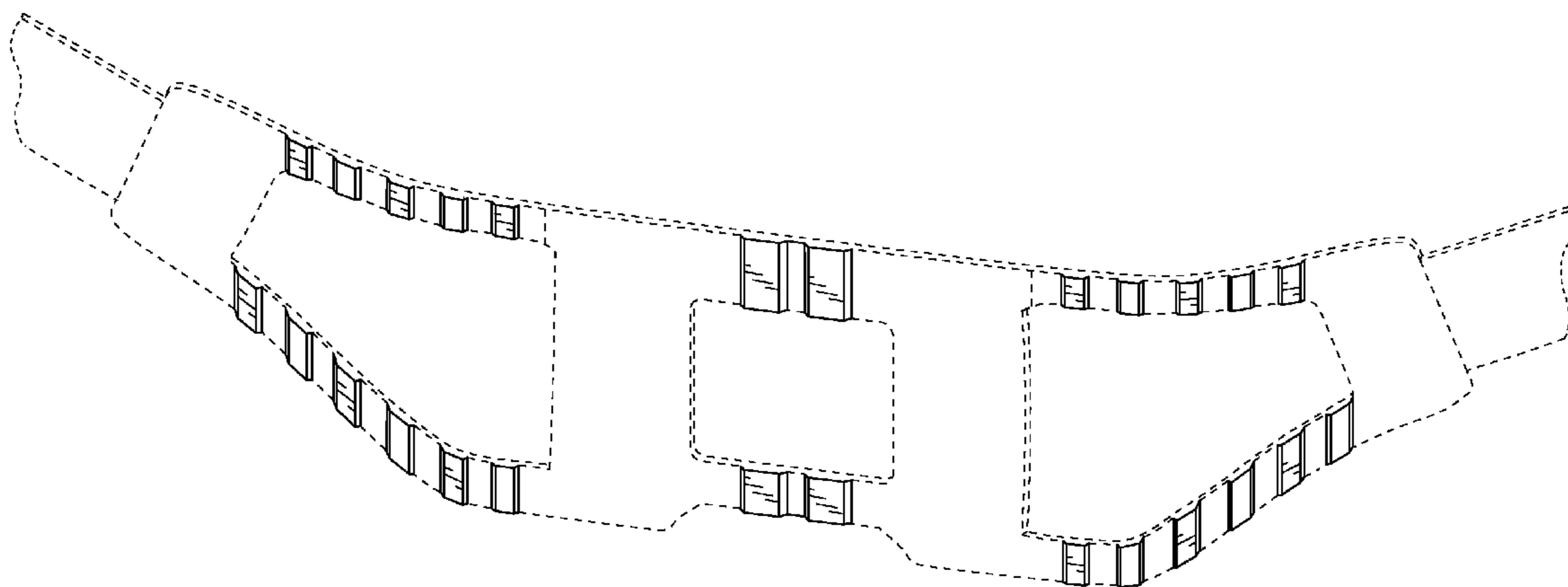
FIG. 6 is a left view thereof; and,

FIG. 7 is a right view thereof.

The broken line showing of portions of the article is included for the purpose of illustrating environmental structure and forms no part of the claimed design.

The shading is provided to illustrate contour only and is not an indication of surface texture.

1 Claim, 3 Drawing Sheets



US D683,013 S

Page 2

U.S. PATENT DOCUMENTS

2002/0134809	A1	9/2002	Angus	2009/0314295	A1	12/2009	Hatmaker
2002/0185509	A1	12/2002	Wichman	2010/0200624	A1	8/2010	Chapman et al.
2003/0042284	A1	3/2003	Reiserer	2011/0056496	A1*	3/2011	Tilley et al. 128/205.27
2008/0294081	A1*	11/2008	Moulin	2011/0126713	A1	6/2011	Legare
			602/19				* cited by examiner

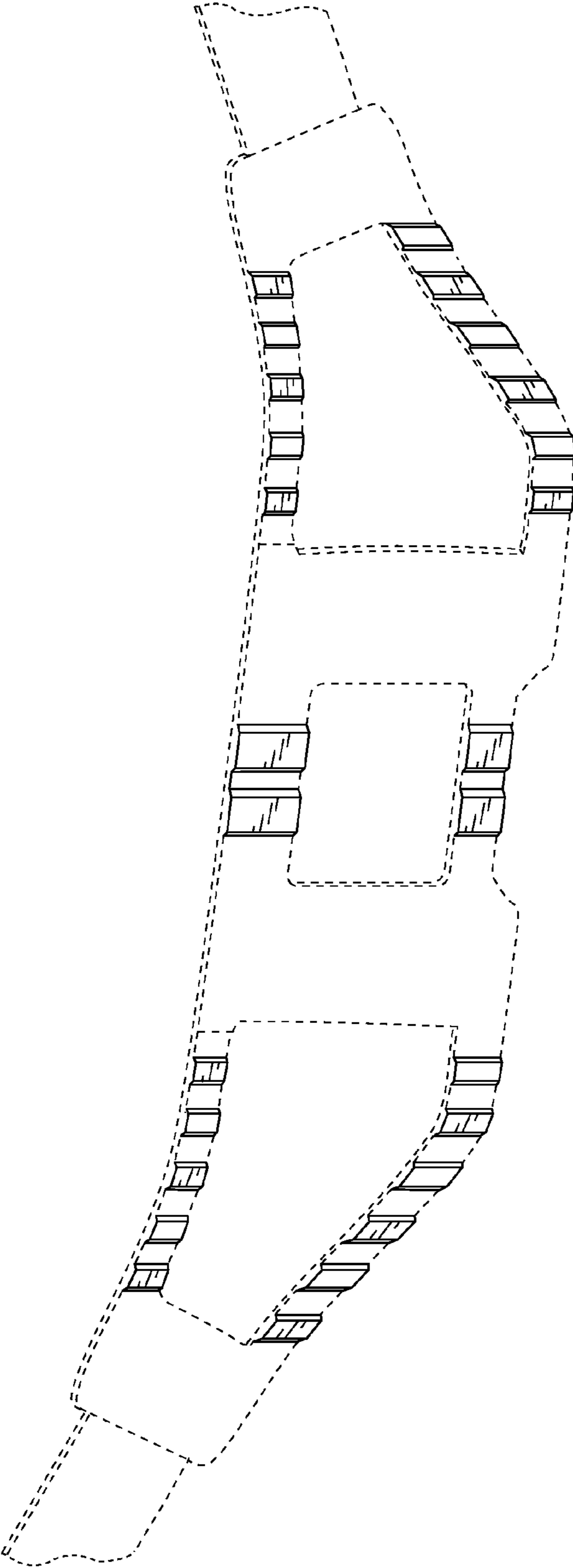


Fig. 1

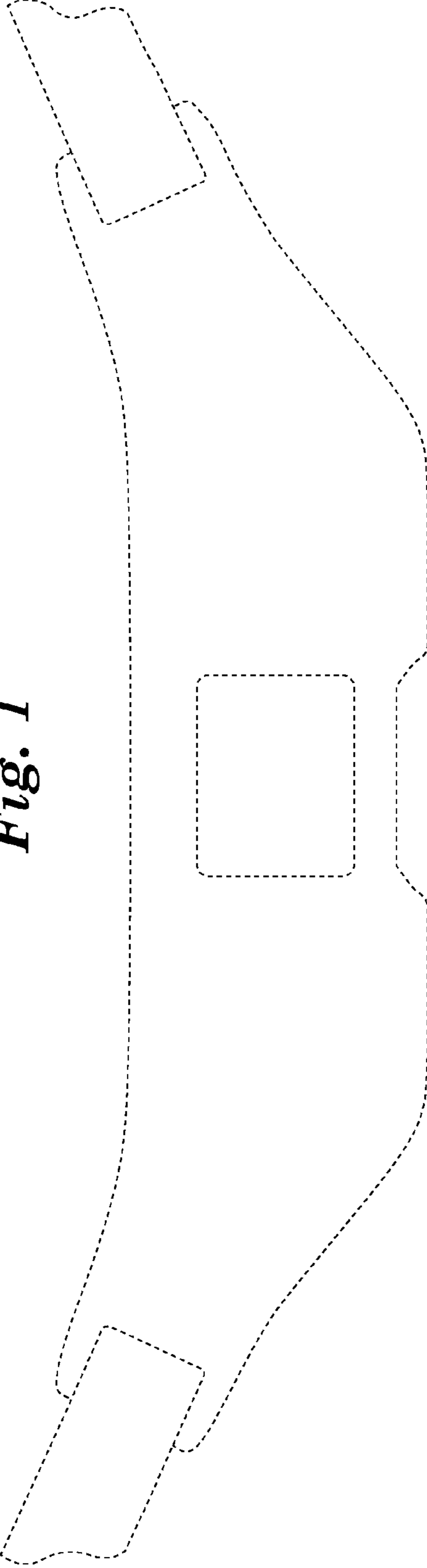


Fig. 2

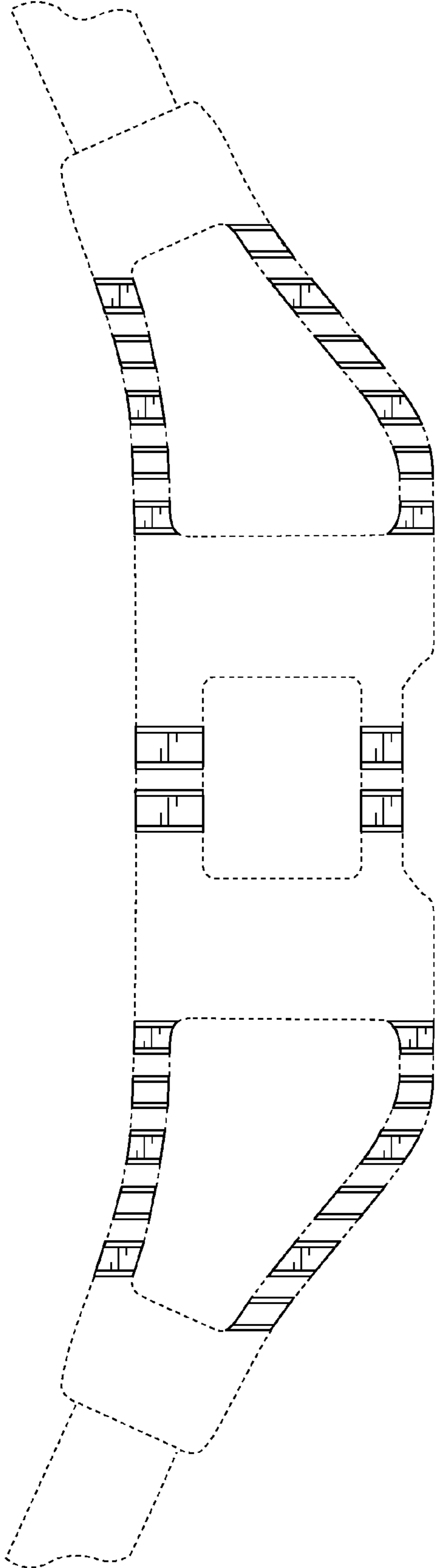


Fig. 3



Fig. 4

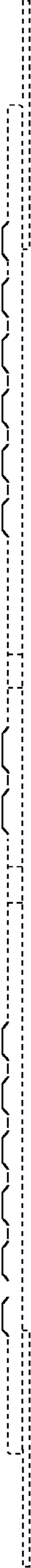


Fig. 5




Fig. 6

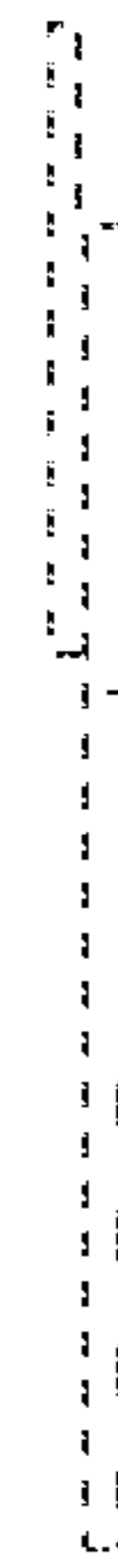


Fig. 7