



US00D683001S

(12) **United States Design Patent**
Lee

(10) **Patent No.:** **US D683,001 S**
(45) **Date of Patent:** **** May 21, 2013**

(54) **BOILER EXTERIOR CASE**
(71) Applicant: **Kyungdong Navien Co., Ltd.**,
Pyeongtaek-si (KR)
(72) Inventor: **Chi-Young Lee**, Seoul (KR)
(73) Assignee: **Kyungdong Navien Co., Ltd.**,
Pyeongtaek-Si (KR)
(**) Term: **14 Years**

(21) Appl. No.: **29/421,795**
(22) Filed: **Sep. 26, 2012**

(30) **Foreign Application Priority Data**
Mar. 27, 2012 (KR) 30-2012-0014201
(51) **LOC (9) Cl.** **23-03**
(52) **U.S. Cl.**
USPC **D23/320**
(58) **Field of Classification Search** D23/314,
D23/332, 335-350, 378, 370, 381, 354, 351,
D23/386, 333, 328, 353, 361, 385, 417, 357,
D23/334, 355, 359, 362, 366, 320, 319, 318;
392/365, 367, 424, 383, 411, 360, 369, 373-376;
126/183, 110 B, 91 A, 500, 544, 547; D99/29
See application file for complete search history.

(56) **References Cited**
U.S. PATENT DOCUMENTS
D483,844 S * 12/2003 Yamamoto et al. D23/320
D532,498 S * 11/2006 Maegawa et al. D23/318

D533,928 S * 12/2006 Maegawa et al. D23/318
D616,535 S * 5/2010 Lee D23/318
D616,536 S * 5/2010 Lee D23/318
D662,195 S * 6/2012 Watanabe et al. D23/320
2007/0126320 A1 * 6/2007 Huang 312/236
2007/0205292 A1 * 9/2007 Kwak 236/21 B
2007/0205293 A1 * 9/2007 Kwak 236/21 B
2008/0107410 A1 * 5/2008 White 392/466

* cited by examiner

Primary Examiner — T. Chase Nelson
Assistant Examiner — Ania Aman
(74) *Attorney, Agent, or Firm* — Hershkovitz & Associates,
LLC; Abraham Hershkovitz

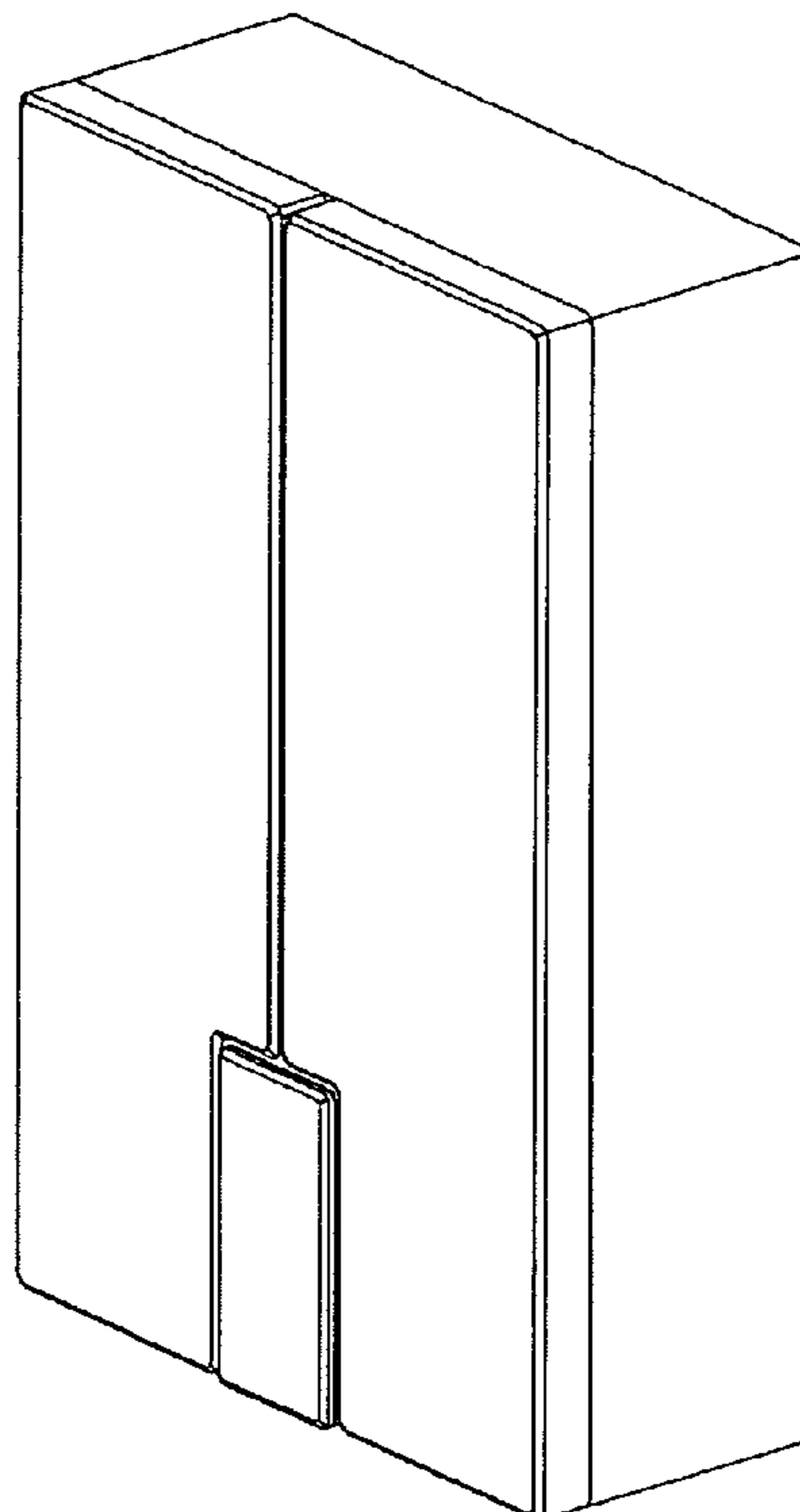
(57) **CLAIM**

The ornamental design for a boiler exterior case, as shown and described.

DESCRIPTION

FIG. 1 is a perspective view of a boiler exterior case, showing my new design.
FIG. 2 is a front view of the boiler exterior case of FIG. 1.
FIG. 3 is a rear view of the boiler exterior case of FIG. 1.
FIG. 4 is a left side view of the boiler exterior case of FIG. 1.
FIG. 5 is a right side view of the boiler exterior case of FIG. 1.
FIG. 6 is a top view of the boiler exterior case of FIG. 1; and,
FIG. 7 is a bottom view of the boiler exterior case of FIG. 1.

1 Claim, 7 Drawing Sheets



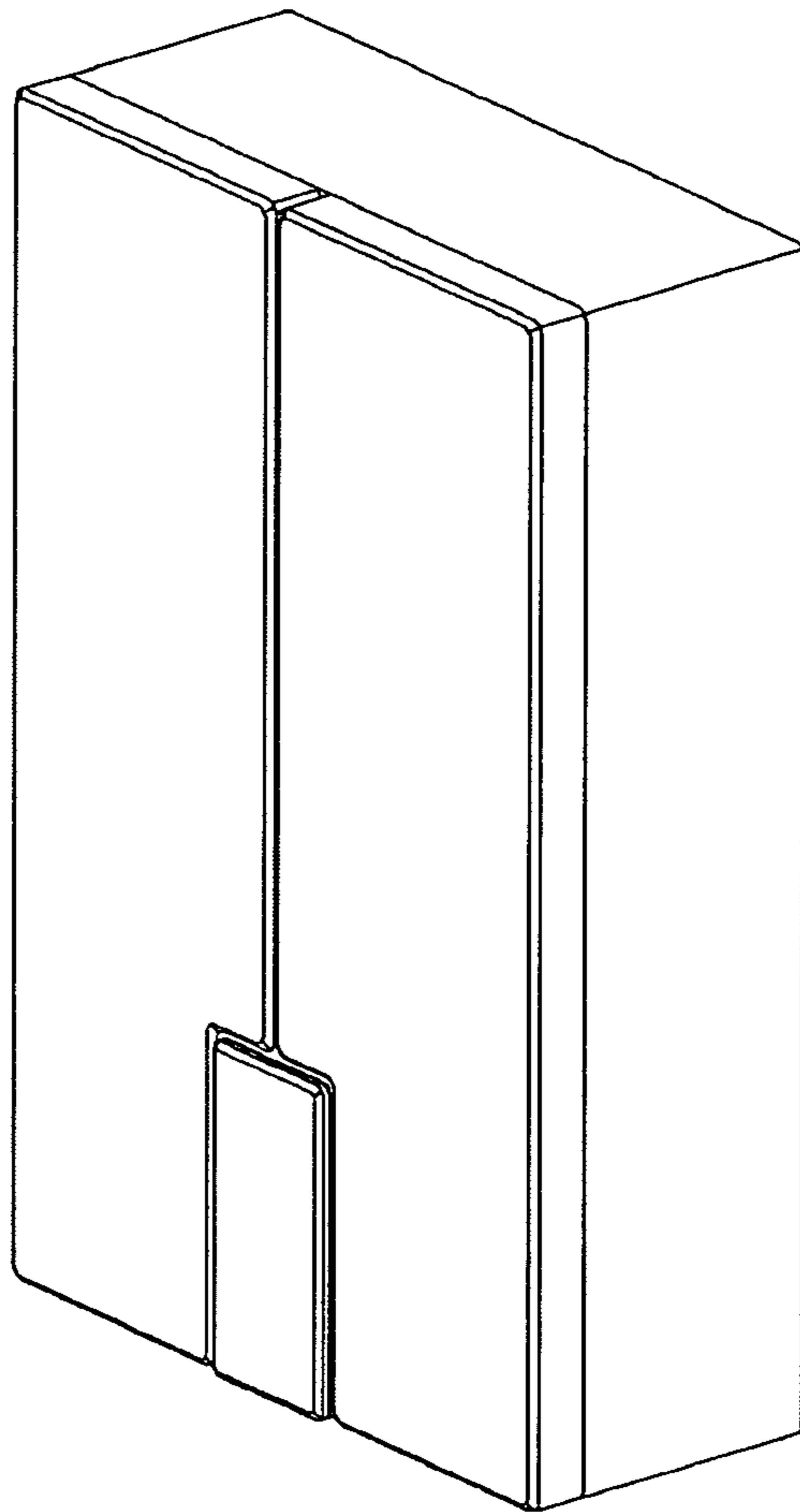


FIG. 1

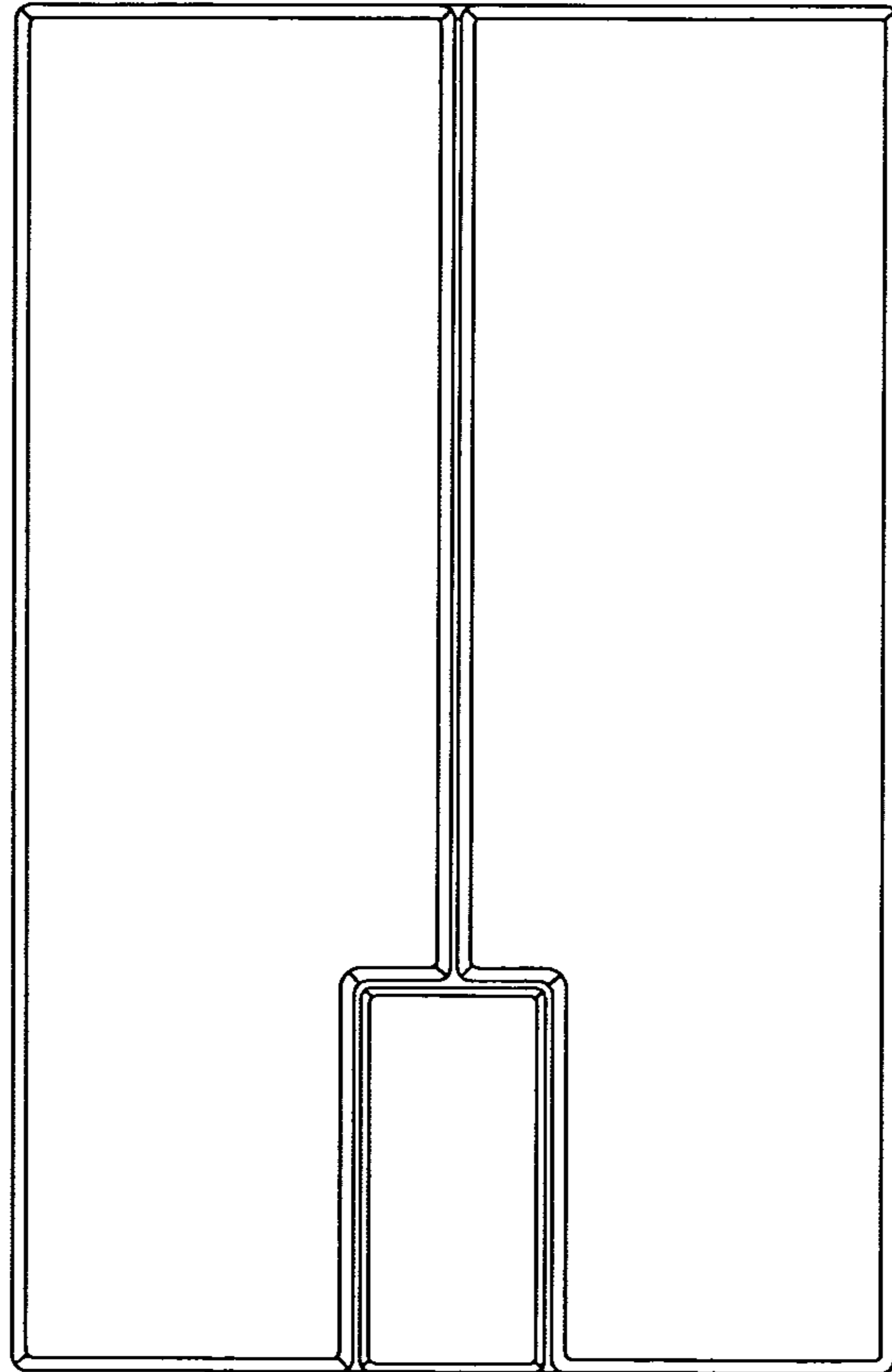


FIG. 2




FIG. 3




FIG. 4




FIG. 5

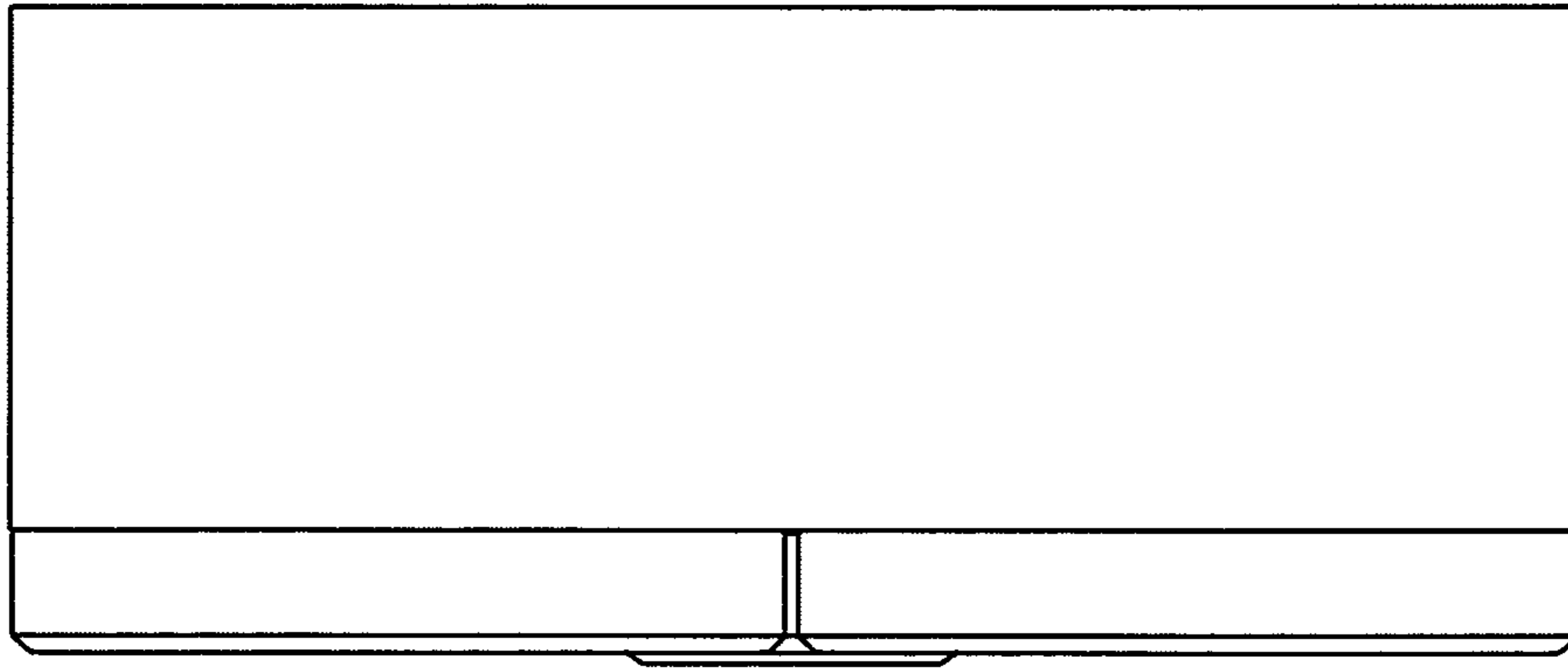


FIG. 6

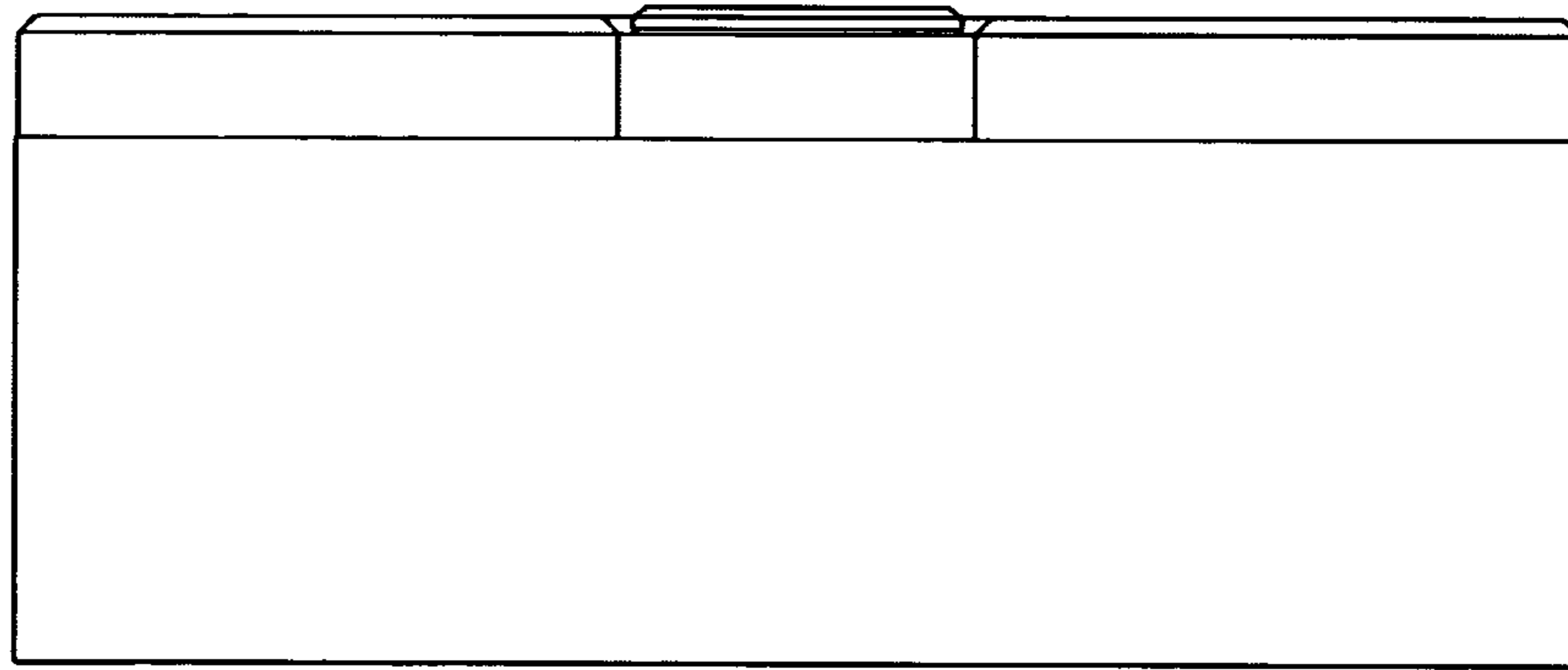


FIG. 7