



US00D682949S

(12) **United States Design Patent**
Huang

(10) **Patent No.:** **US D682,949 S**
(45) **Date of Patent:** **** May 21, 2013**

- (54) **AIR BLOWER**
- (75) Inventor: **Kuan-Di Huang**, Sanchong (TW)
- (73) Assignees: **Kuan-Di Huang**, Sanchong, Taipei County (TW); **Su-Shun Chen**, Sanchong, Taipei County (TW)
- (**) Term: **14 Years**
- (21) Appl. No.: **29/380,646**
- (22) Filed: **Dec. 9, 2010**
- (51) **LOC (9) Cl.** **21-01**
- (52) **U.S. Cl.**
USPC **D21/398**; D21/401; D21/411; D21/473; D21/576; D21/601
- (58) **Field of Classification Search** D21/304, D21/385, 386, 388, 389, 392–395, 398, 401, D21/402, 405, 411, 439, 440, 465, 466, 473, D21/525, 526, 529, 532, 576–661, 699, 700, D21/706, 722, 786, 811; D17/10–13, 22, D17/99; D11/131, 131.1, 158, 160; D9/600–681, D9/724, 500–505, 516, 517, 535, 537, 538, D9/545, 549, 551, 556, 571, 439–443, 447, D9/451, 682, 683, 689, 691; D24/108, 110, D24/110.5, 112, 115, 117, 118, 119, 141, D24/151, 173, 193–199; D19/42, 66, 71, D19/82, 94, 97; D7/510, 511, 512, 514–521, D7/300.1, 301, 302, 312, 321, 589, 590, 368, D7/669, 675, 676, 677; 446/15–21, 72–74, 446/76, 81, 144, 176, 177, 180, 183–188, 446/193, 197, 198–200, 202–209, 219–226, 446/268, 297, 397, 416, 419, 421, 472, 475, 446/486; 472/52, 53; 604/911
See application file for complete search history.

1,995,602 A *	3/1935	Cho	604/192
D152,527 S *	2/1949	Gibson	D9/627
D166,016 S *	2/1952	Auzin	D21/594
2,634,545 A *	4/1953	Gertz	446/199
2,701,672 A *	2/1955	Glasco	141/313
D208,827 S *	10/1967	Darr	D9/617
D222,529 S *	11/1971	Terner	D9/500
D353,509 S *	12/1994	Starck	D7/312
D419,060 S *	1/2000	Indelicato et al.	D9/604
6,814,644 B2 *	11/2004	Nelson et al.	446/224
D505,623 S *	5/2005	Bernard	D9/504
D551,086 S *	9/2007	Lepoitevin	D9/601
D578,534 S *	10/2008	Shi et al.	D14/411
D640,559 S *	6/2011	Llerena	D9/500

FOREIGN PATENT DOCUMENTS

CN	3578181	*	11/2006
CN	301237688	*	5/2010
CN	301264617	*	6/2010
EM	000716964-0001	*	4/2008

* cited by examiner

Primary Examiner — Catherine Tuttle
(74) *Attorney, Agent, or Firm* — Bacon & Thomas, PLLC

(57) **CLAIM**

The ornamental design for an air blower, as shown.

DESCRIPTION

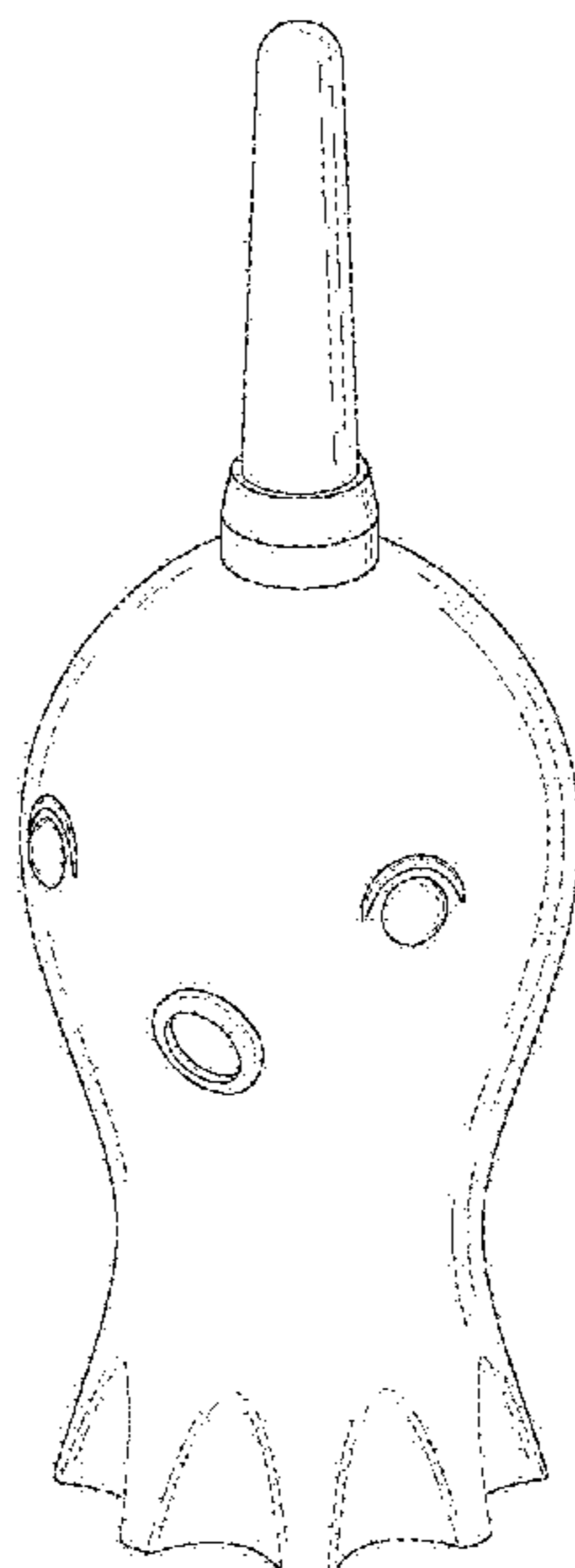
FIG. 1 is a perspective view of an air blower showing my new design;
FIG. 2 is a front elevational view thereof;
FIG. 3 is a rear elevational view thereof;
FIG. 4 is a left side elevational view thereof;
FIG. 5 is a right side elevational view thereof;
FIG. 6 is a top plan view thereof; and,
FIG. 7 is a bottom plan view thereof.

(56) **References Cited**

U.S. PATENT DOCUMENTS

D60,554 S *	3/1922	Loomis	D21/439
1,620,036 A *	3/1927	Pemberton	446/224

1 Claim, 6 Drawing Sheets



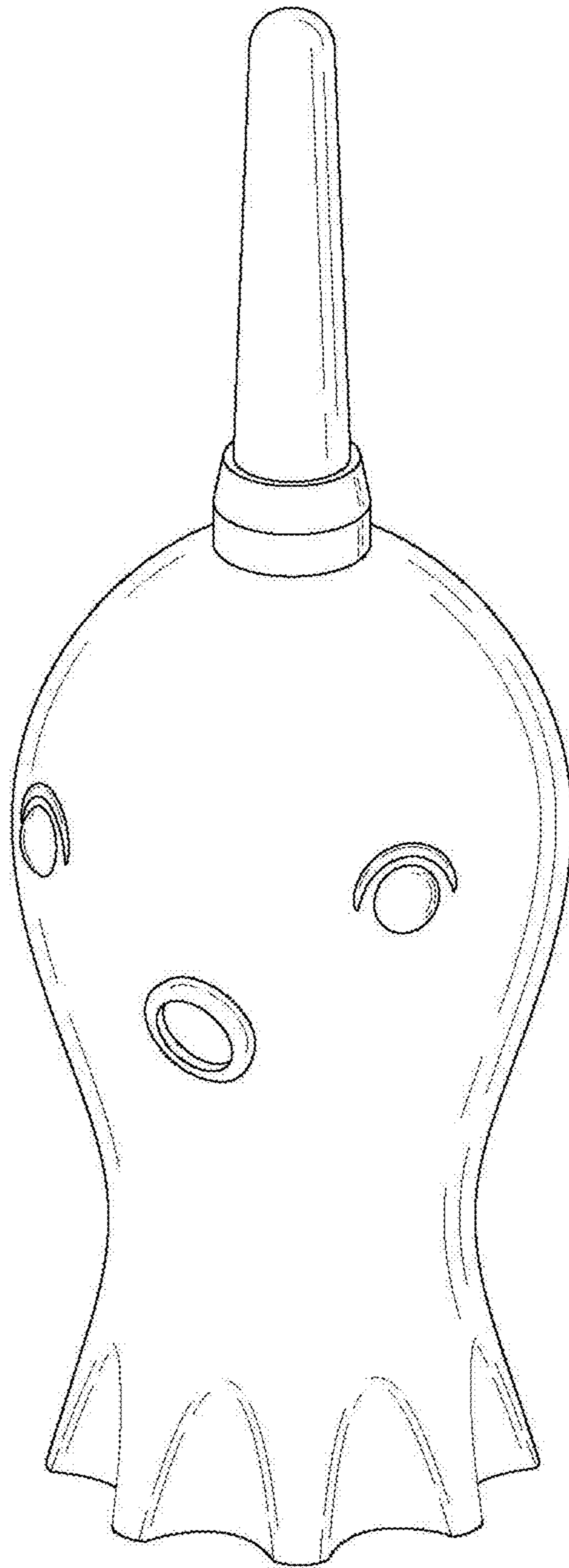


FIG. 1

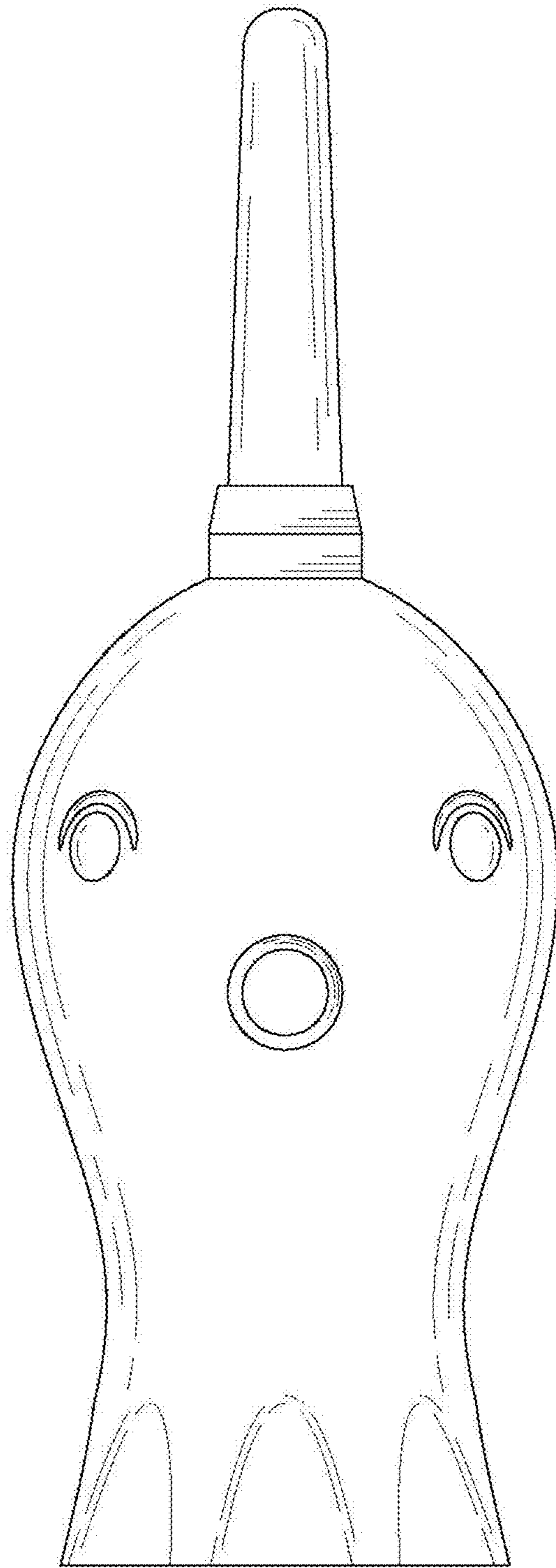


FIG. 2

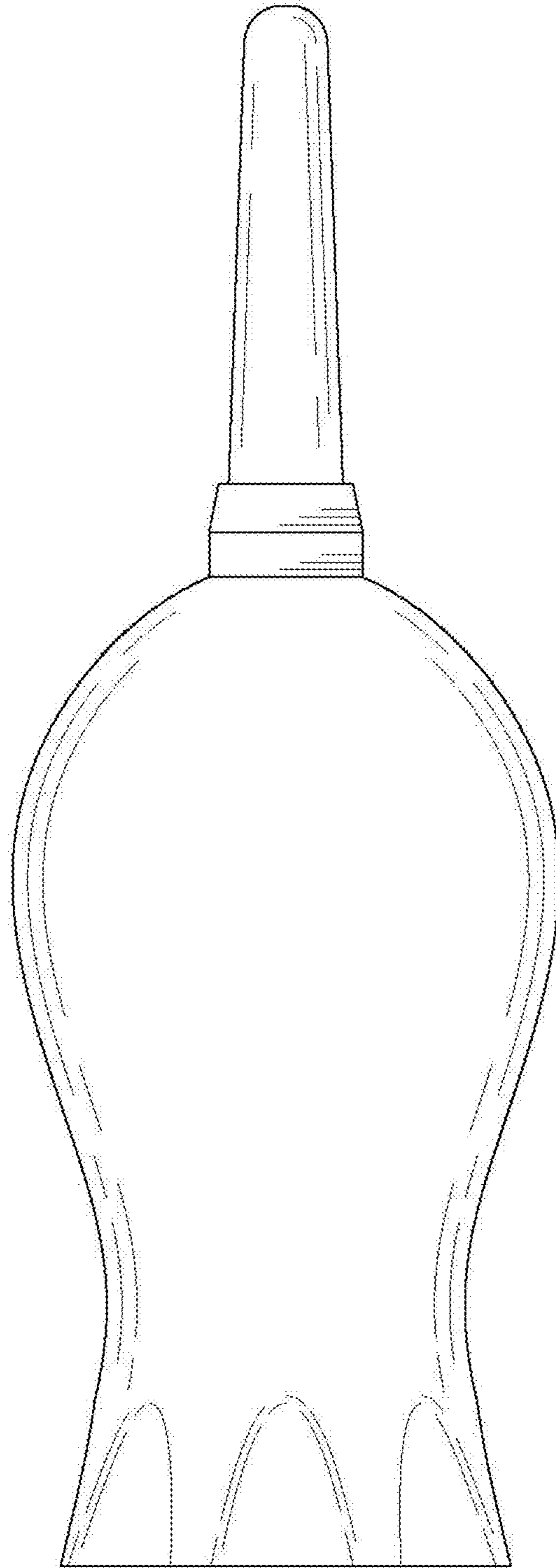


FIG. 3

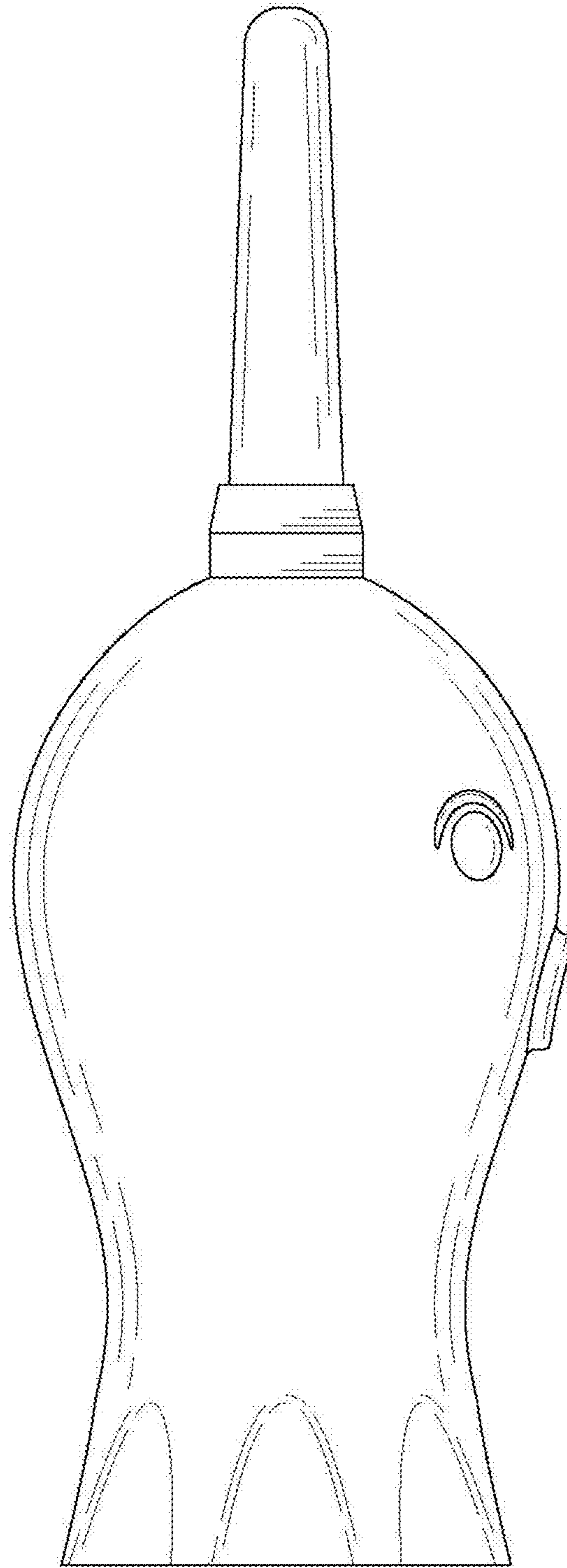


FIG. 4

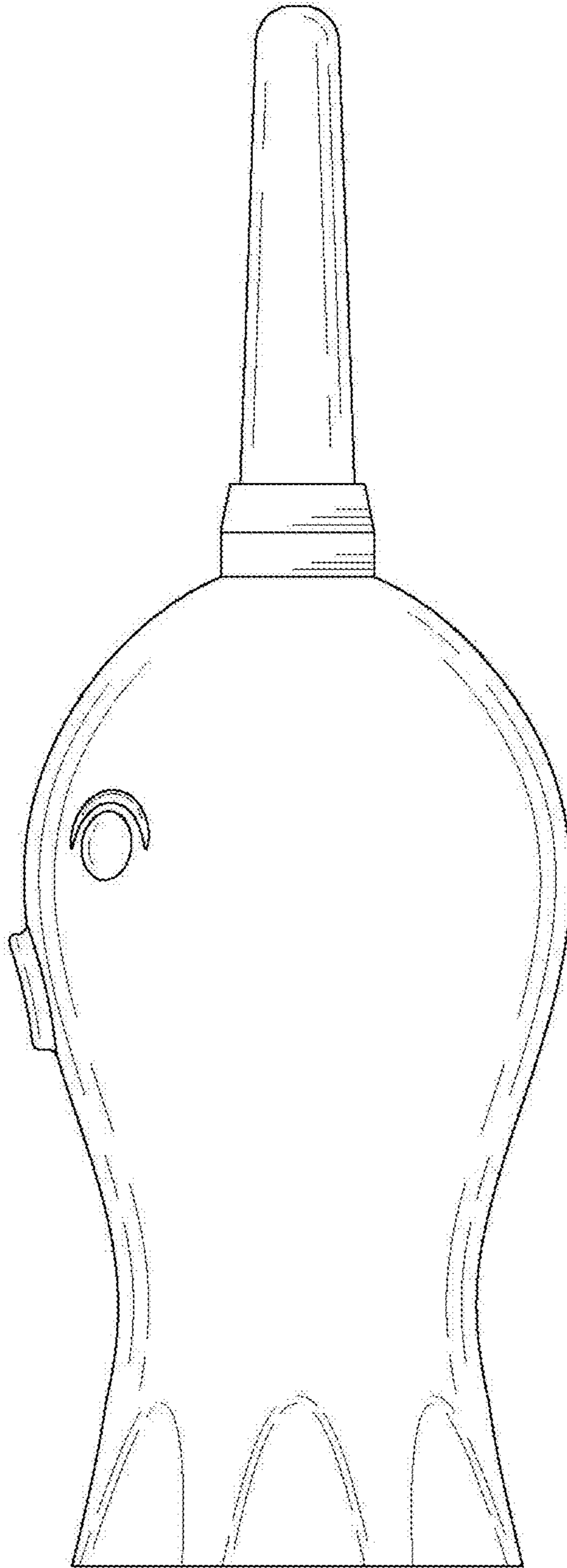


FIG. 5

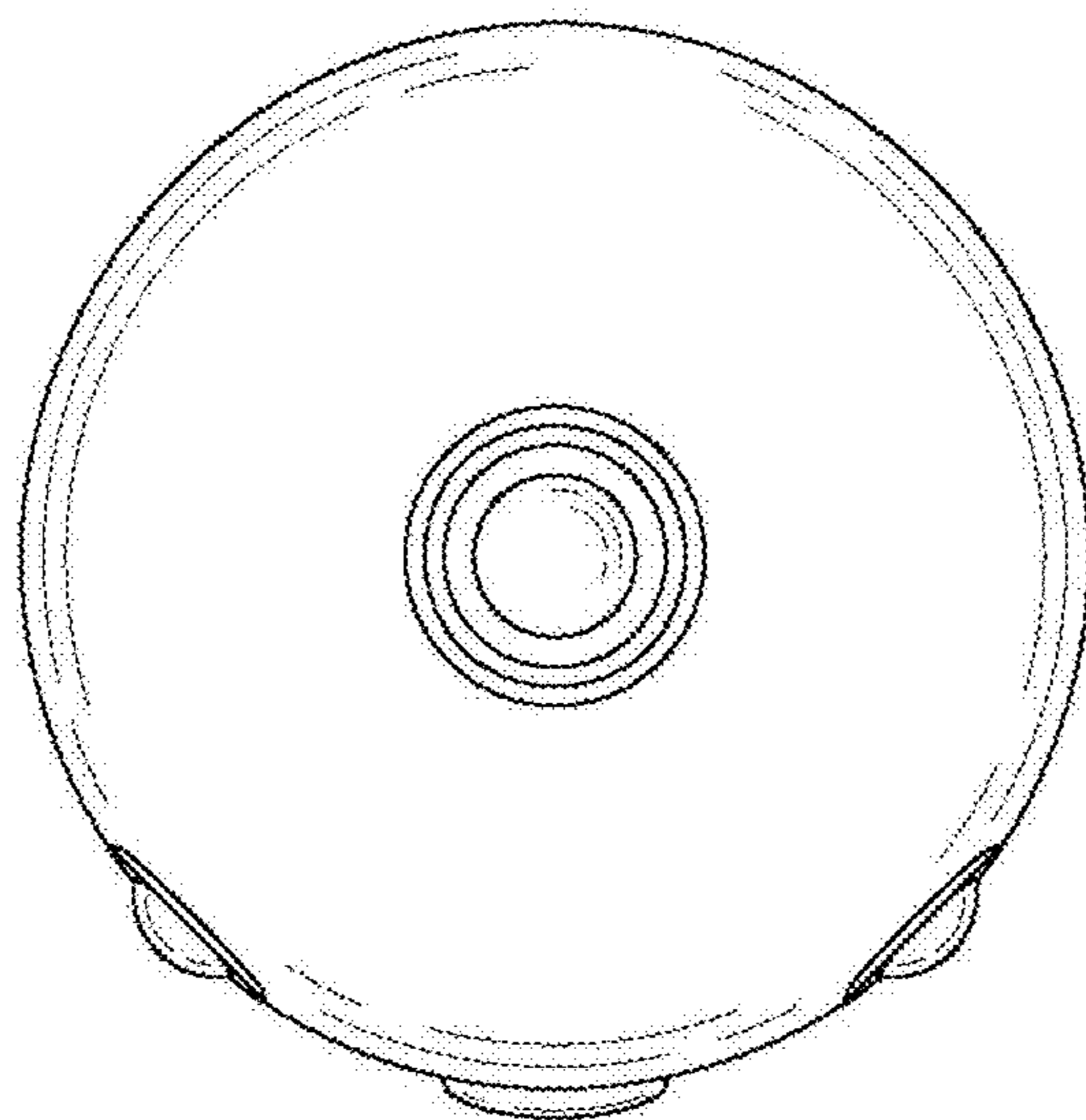


FIG. 6

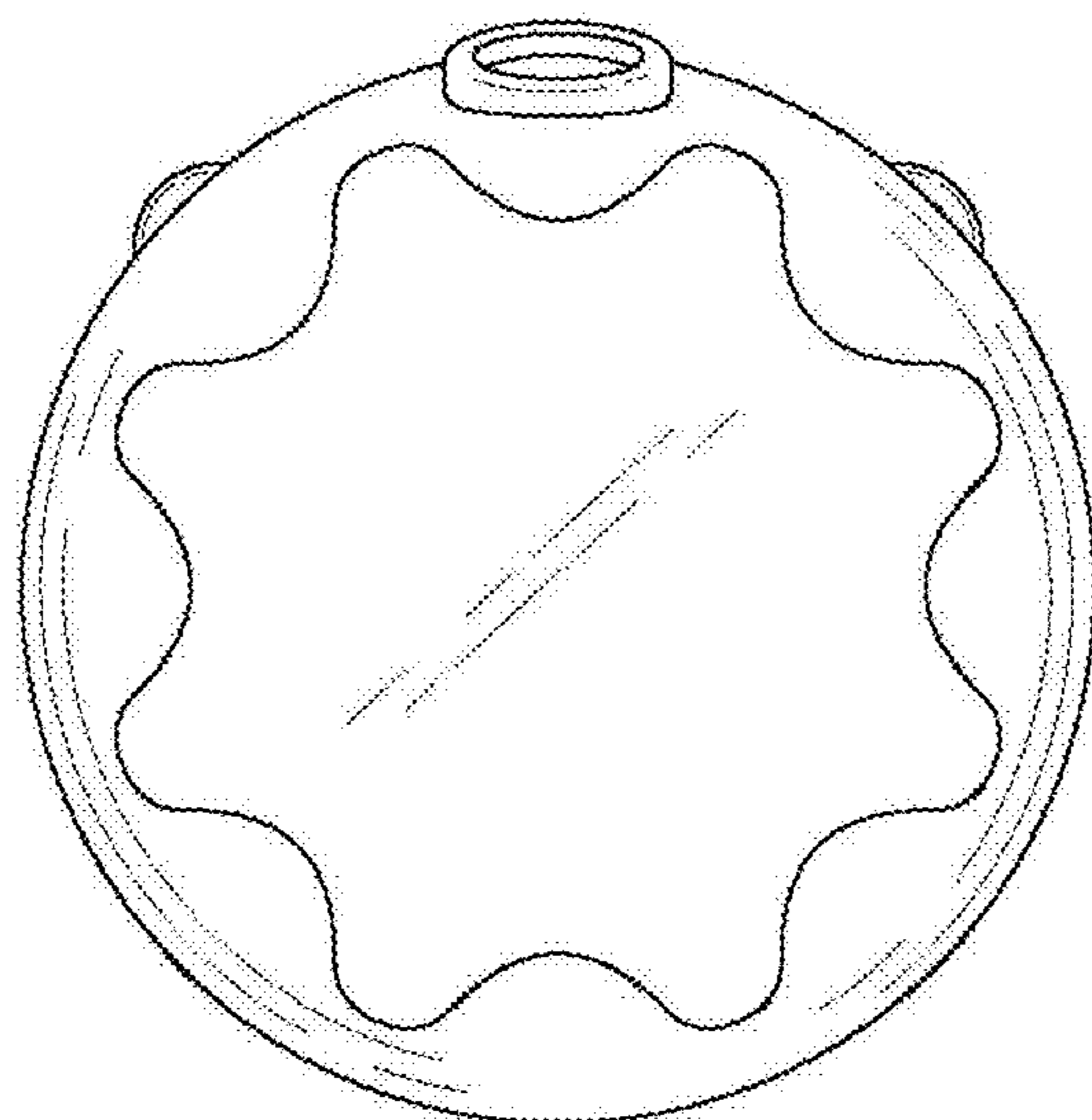


FIG. 7