



US00D682945S

(12) **United States Design Patent**  
**Mastellone**

(10) **Patent No.:** **US D682,945 S**

(45) **Date of Patent:** **\*\* May 21, 2013**

(54) **DOT-COMPLIANT SCROLLING  
ADVERTISEMENT CABINET**

(76) Inventor: **James A. Mastellone**, Palm City, FL  
(US)

(\*\*) Term: **14 Years**

(21) Appl. No.: **29/430,556**

(22) Filed: **Aug. 27, 2012**

(51) **LOC (9) Cl.** ..... **20-03**

(52) **U.S. Cl.**  
USPC ..... **D20/42; D20/39**

(58) **Field of Classification Search** ..... D20/10,  
D20/17-19, 29, 39, 41, 42, 99; 40/446, 448,  
40/497, 526, 530, 533, 538, 541, 542, 544,  
40/545, 564, 568, 574, 575, 584, 585, 588,  
40/591, 592, 600, 612, 616, 617, 700, 727; D6/300,  
D6/301; D10/109.1, 109.2; 296/21, 57.1; 362/812  
See application file for complete search history.

(56) **References Cited**

U.S. PATENT DOCUMENTS

1,812,919	A *	7/1931	Balder	40/574
2,724,917	A *	11/1955	Norfleet	40/591
3,152,416	A *	10/1964	MacLean	40/592
3,802,103	A *	4/1974	Neff	40/591
4,452,000	A *	6/1984	Gandy	40/574
4,542,605	A *	9/1985	Gandy	40/574
D292,245	S *	10/1987	McCormick	D6/301
D382,908	S *	8/1997	Dallman	D20/10
D427,440	S *	7/2000	Rowan	D6/300
6,758,002	B1 *	7/2004	Duguay	40/603

6,945,584	B1 *	9/2005	Alber	296/57.1
7,287,349	B1 *	10/2007	MacDonald et al.	40/591
7,386,951	B2 *	6/2008	Bartholomew	40/727
D622,322	S *	8/2010	Hussain	D20/42
2003/0037472	A1 *	2/2003	Nolan	40/574
2003/0038494	A1 *	2/2003	Nazginov et al.	296/21
2006/0265922	A1 *	11/2006	Shaffer, Jr.	40/591

\* cited by examiner

*Primary Examiner* — Mary Ann Calabrese

(74) *Attorney, Agent, or Firm* — QuickPatents; Kevin Prince

(57) **CLAIM**

I claim the ornamental design for a DOT-compliant scrolling advertisement cabinet, as shown and described.

**DESCRIPTION**

FIG. 1 is a perspective view of a DOT-compliant advertising scroller cabinet, showing my new design in a closed configuration;

FIG. 2 is a front elevational view of FIG. 1;

FIG. 3 is a rear elevational view of FIG. 1;

FIG. 4 is a right-side elevational view of FIG. 1, the left-side elevational view being a mirror image thereof;

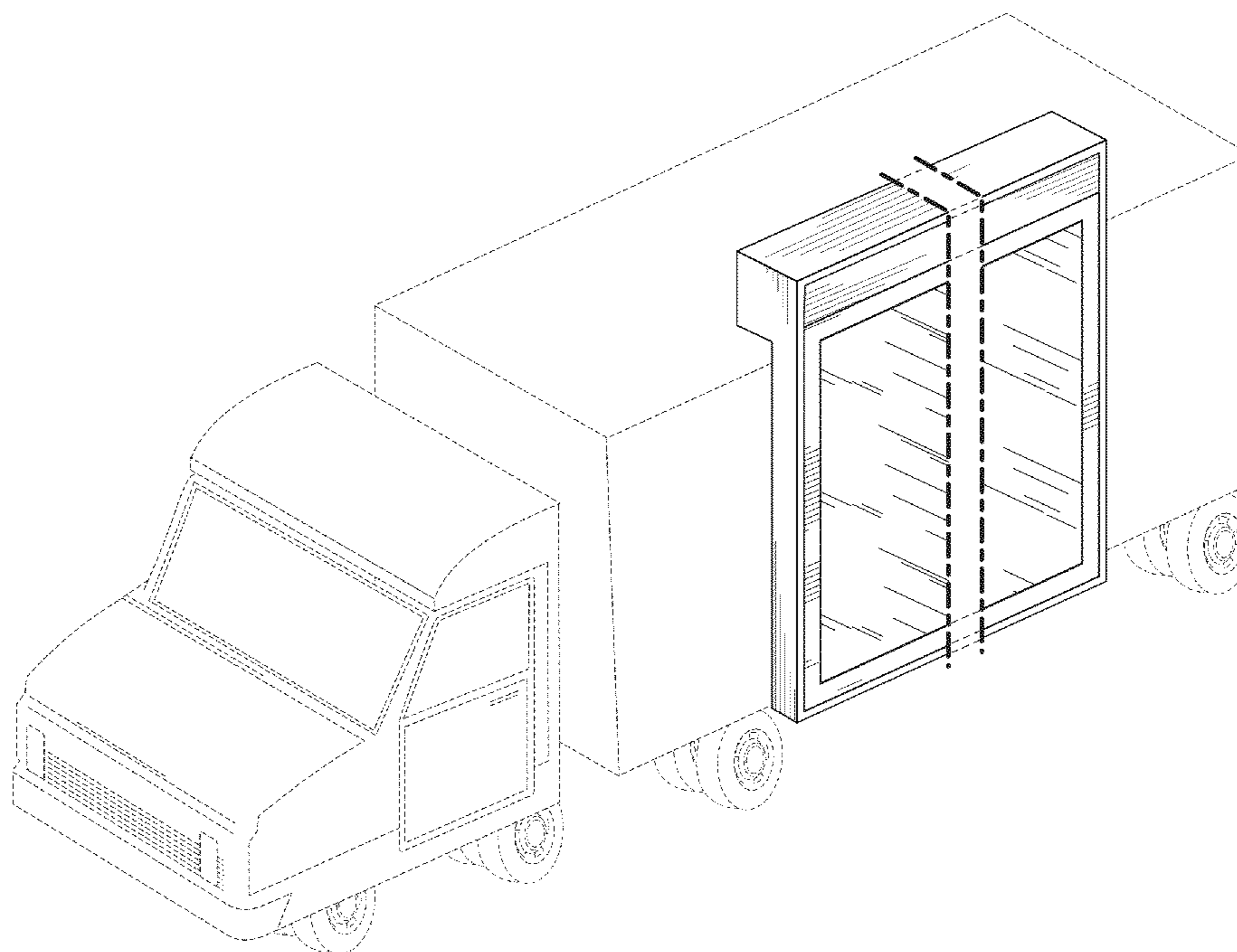
FIG. 5 is a top plan view of FIG. 1;

FIG. 6 is a bottom plan view of FIG. 1; and,

FIG. 7 is a perspective view thereof, illustrated in a partially open position.

The broken lines showing a truck in FIG. 1 depict environmental matter and form no part of the claimed design. The remaining broken lines depict the design as having no specific width.

**1 Claim, 4 Drawing Sheets**



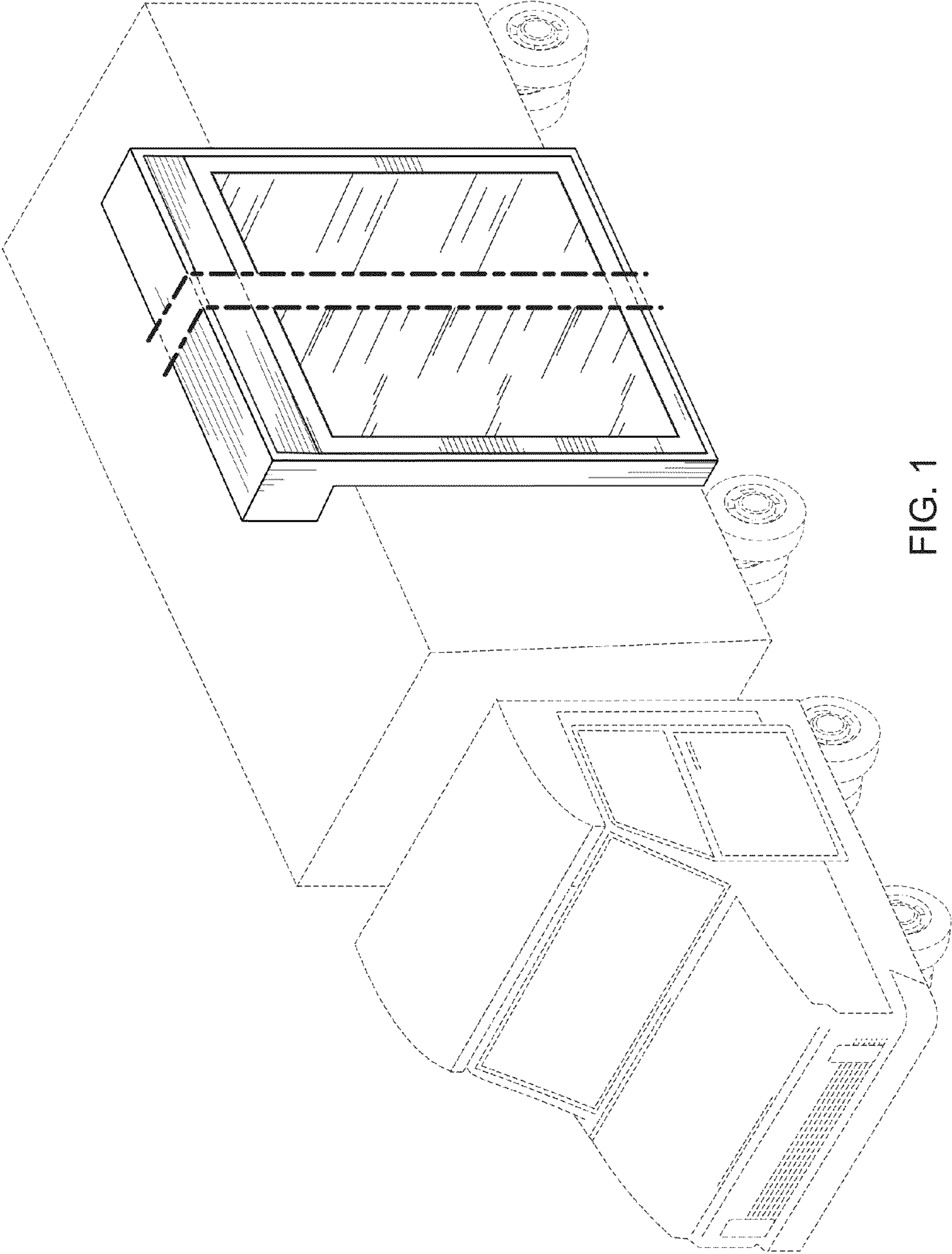


FIG. 1

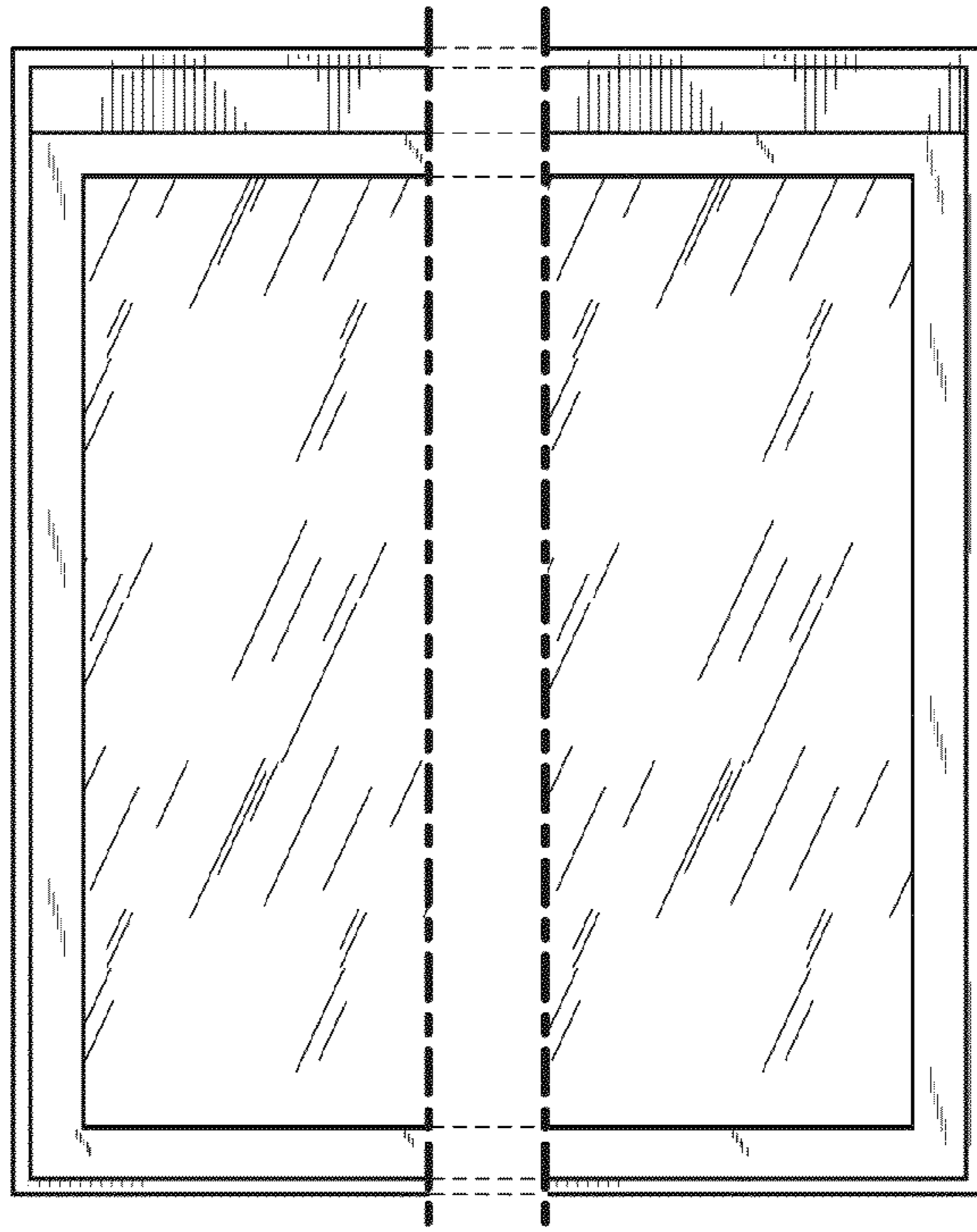


FIG. 2

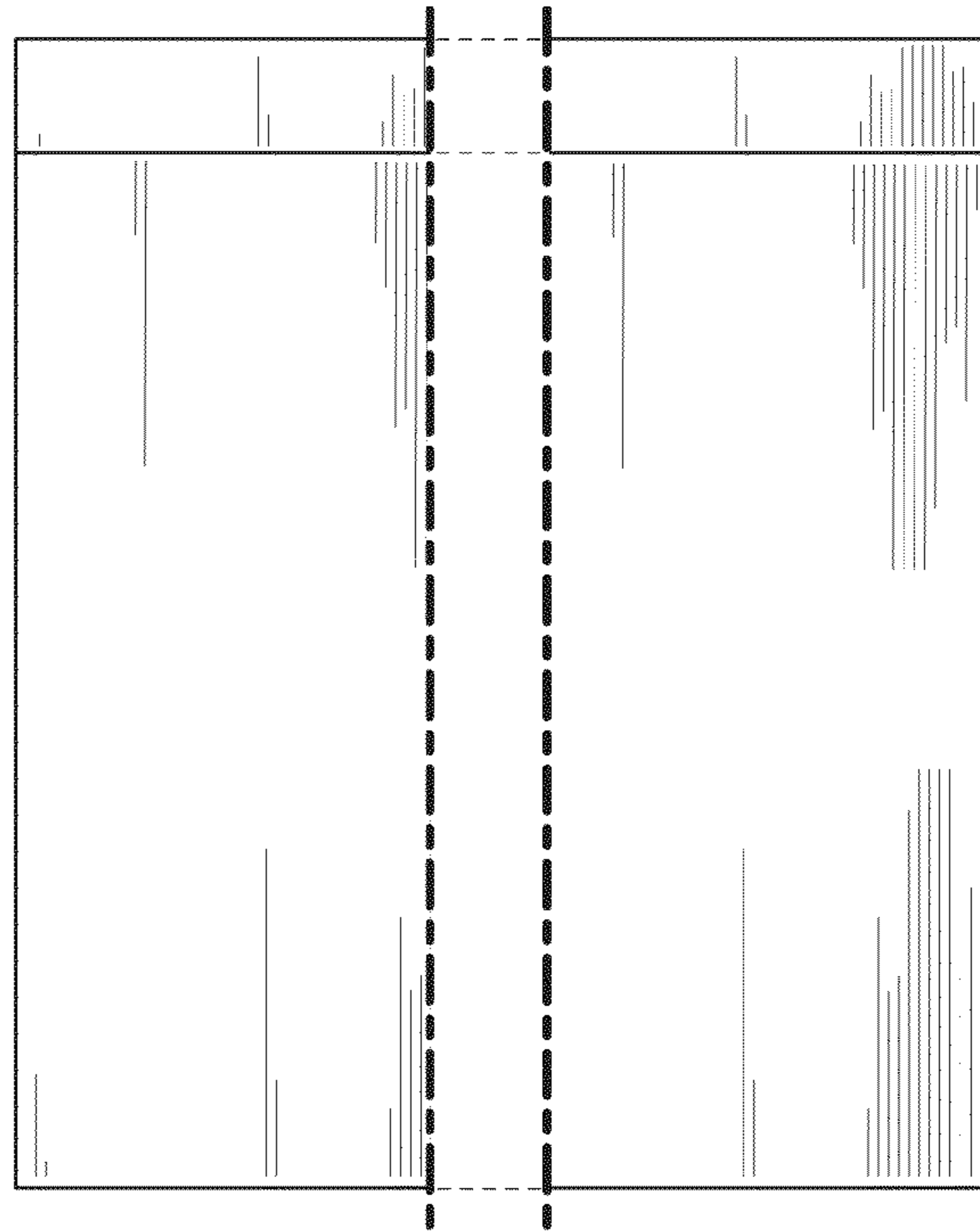


FIG. 3




FIG. 4

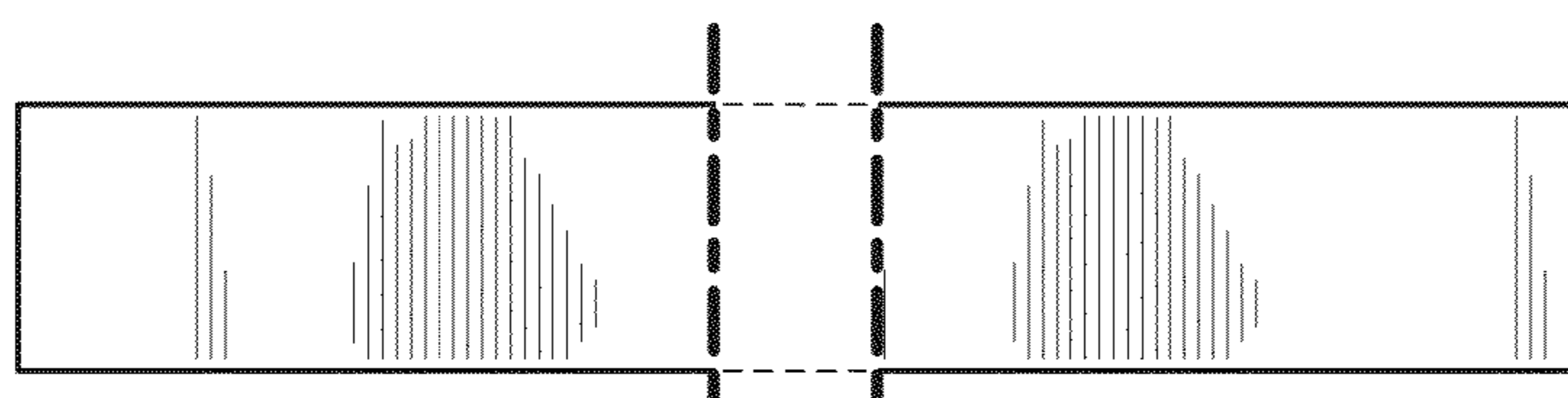


FIG. 5

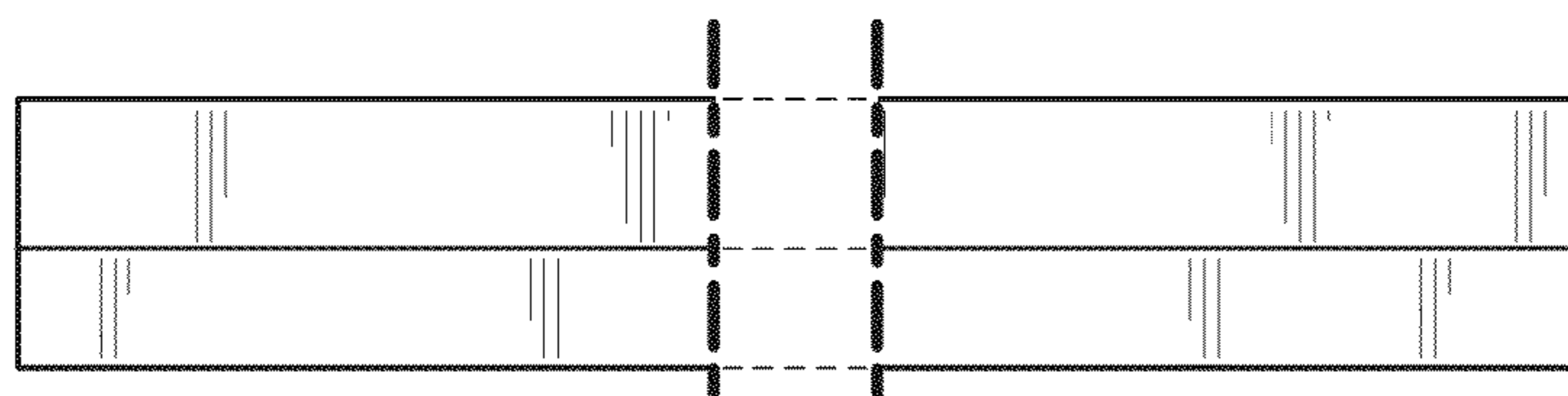


FIG. 6

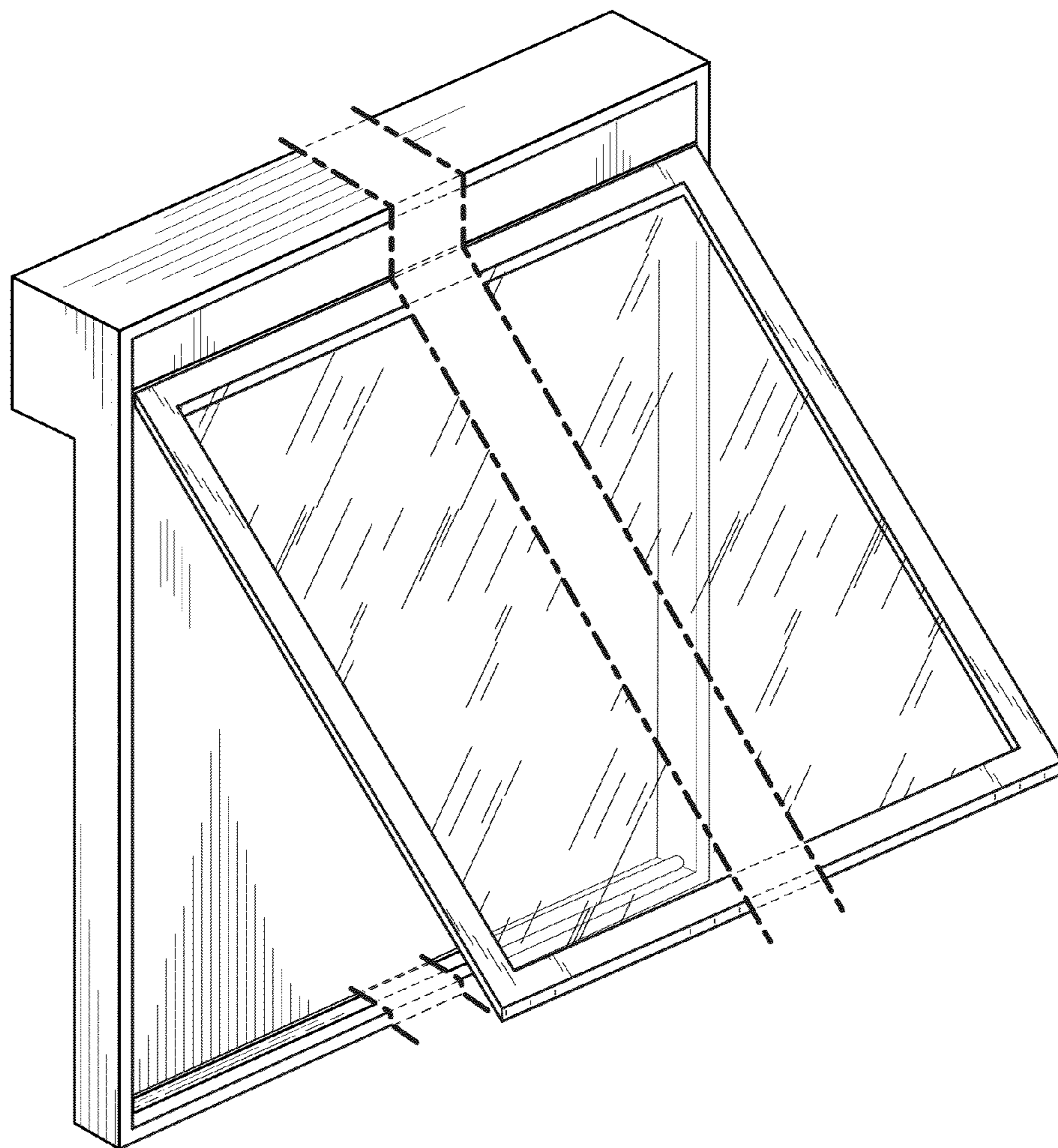


FIG. 7