



US00D682940S

(12) **United States Design Patent**
Racosky

(10) **Patent No.:** **US D682,940 S**

(45) **Date of Patent:** **** May 21, 2013**

(54) **EMOTIONAL INDICATOR DEVICE**

(76) Inventor: **Richard J. Racosky**, Boulder, CO (US)

(**) Term: **14 Years**

(21) Appl. No.: **29/354,443**

(22) Filed: **Jan. 25, 2010**

(51) **LOC (9) Cl.** **19-07**

(52) **U.S. Cl.**
USPC **D19/62**

(58) **Field of Classification Search** D19/59-64;
D10/46; D20/10-11, 22, 27; 434/112, 236-238,
434/191; 273/302; D21/366; D24/200
See application file for complete search history.

D621,878 S * 8/2010 Weiss et al. D19/59
8,182,268 B2 * 5/2012 Rekort 434/236
2004/0115605 A1 6/2004 Cooper
2004/0197751 A1 10/2004 Alexander
2005/0272014 A1 12/2005 Graham
2009/0239203 A1* 9/2009 Lewis 434/236

* cited by examiner

Primary Examiner — T. Chase Nelson

Assistant Examiner — Mark Cavanna

(74) *Attorney, Agent, or Firm* — Marian J. Furst

(57) **CLAIM**

The ornamental design for an emotional indicator device, as shown and described.

(56) **References Cited**

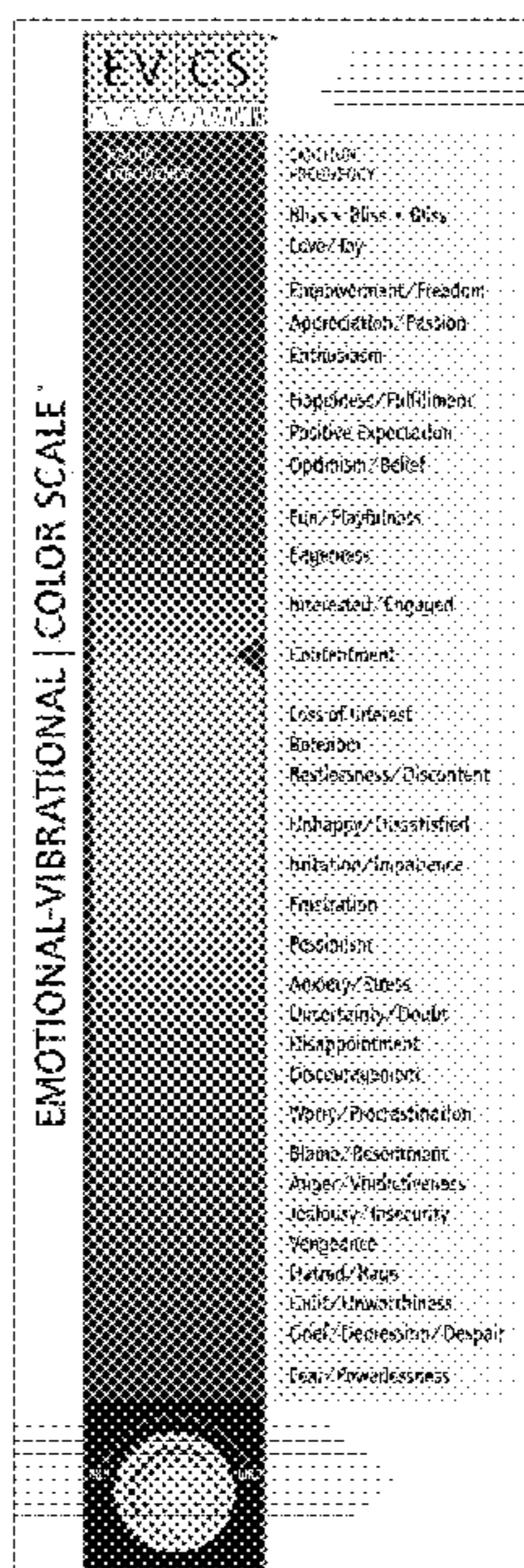
U.S. PATENT DOCUMENTS

2,340,139	A	7/1944	Norford	
4,013,294	A	3/1977	Smeda et al.	
4,440,396	A	4/1984	Frudakis	
4,741,701	A	5/1988	Kossor	
4,756,692	A	7/1988	Pranger	
4,931,934	A *	6/1990	Snyder	434/236
5,040,988	A	8/1991	Brown	
5,190,459	A *	3/1993	Determan	434/238
5,399,092	A	3/1995	Olsen	
5,511,981	A	4/1996	Olsen	
5,580,254	A	12/1996	Ramsey	
5,741,137	A *	4/1998	Aduvala	434/236
D439,615	S	3/2001	Sloniawski	
D471,703	S	3/2003	Moses	
D509,166	S	9/2005	Siaumau	
7,033,181	B1 *	4/2006	Bennett et al.	434/236
7,052,279	B1 *	5/2006	Losq	434/191
D525,711	S *	7/2006	Lewandowski	D24/200
D541,345	S *	4/2007	Chang et al.	D19/62
D546,897	S *	7/2007	Bruner	D21/366
D599,405	S *	9/2009	Fabart	D19/59

DESCRIPTION

The patent file contains at least one drawing executed in color. Copies of this patent with color drawing(s) will be provided by the Office upon request and payment of the necessary fee. FIG. 1 is a front elevational view of an emotional indicator device showing my new design; FIG. 2 is a top view and is a mirror image of a bottom view thereof; FIG. 3 is a rear elevational view thereof; and, FIG. 4 is a left side elevational view and is a mirror image of a right side elevational view thereof. The front surface shown in FIG. 1 is flat and includes a 2-dimensional image of a dial. The “EMOTIONAL-VIBRATIONAL COLOR SCALE” and “EVCS” logos forming part of the claimed design are registered trademarks of Richard J. Racosky, 7173 Valmont Road, Boulder, Colorado 80301.

1 Claim, 2 Drawing Sheets
(1 of 2 Drawing Sheet(s) Filed in Color)



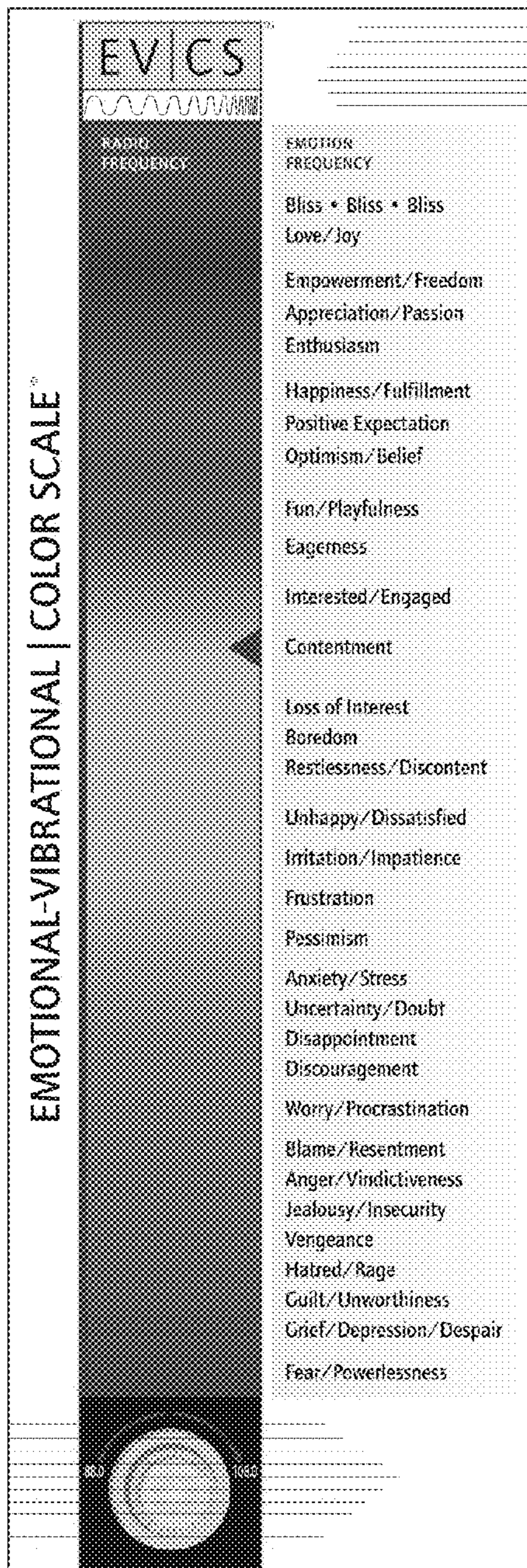


Fig. 1




Fig. 2




Fig. 3



Fig. 4