



US00D682936S

(12) **United States Design Patent**
Larson et al.

(10) **Patent No.:** **US D682,936 S**

(45) **Date of Patent:** **** May 21, 2013**

(54) **WRITING INSTRUMENT**

(75) Inventors: **Katherine E. Larson**, Minneapolis, MN (US); **Thomas P. Kuehn**, St. Louis Park, MN (US)

(73) Assignee: **Target Brands, Inc.**, Minneapolis, MN (US)

(**) Term: **14 Years**

(21) Appl. No.: **29/413,000**

(22) Filed: **Feb. 9, 2012**

(51) **LOC (9) Cl.** **19-06**

(52) **U.S. Cl.**
USPC **D19/51**

(58) **Field of Classification Search** D14/411;
D19/35, 36, 41-51, 54-58; 24/11 F, 11 P,
24/11 R; 401/52, 99-109, 192, 195, 196;
D28/7, 76, 88

See application file for complete search history.

(56) **References Cited**

U.S. PATENT DOCUMENTS

554,189	A *	2/1896	Kochendarfer	401/214
1,244,974	A *	10/1917	Gerdorn	401/216
1,342,512	A *	6/1920	Skinderviken	206/270
1,464,214	A *	8/1923	Ollerenshaw	401/264
1,529,652	A	3/1925	Hoffmann et al.		
1,883,012	A	7/1929	Shields		
1,817,766	A	1/1931	Rhodes, Jr.		
2,946,311	A	7/1960	Craig		
D214,105	S	5/1969	Cline		
D234,636	S	3/1975	Burgard, Jr.		
D253,897	S	1/1980	Cross		
D254,315	S	2/1980	Carre		
D259,642	S	6/1981	Gomez		
D259,793	S	7/1981	Carre		
D260,101	S	8/1981	Gomez		
4,308,879	A *	1/1982	Thornbloom	132/317

D273,876	S	5/1984	Evenson		
D286,164	S	10/1986	Tinz		
D293,590	S	1/1988	Mimaki		
4,765,767	A	8/1988	Marynissen et al.		
D318,688	S	7/1991	Regnault		
D321,720	S *	11/1991	Sakurada	D19/51
D327,912	S *	7/1992	Tsai	D19/51
D341,623	S	11/1993	Chuang		
D359,757	S	6/1995	Inami et al.		
D377,193	S *	1/1997	Takemura	D19/36
D378,761	S	4/1997	Sekine		
5,676,480	A *	10/1997	Tosto	401/10
D395,673	S *	6/1998	Baubil	D19/51
D401,278	S	11/1998	Hu		
D404,069	S	1/1999	Hasegawa		
D409,241	S *	5/1999	Melnick	D19/36
D421,625	S	3/2000	Oka		
D433,447	S	11/2000	Rosenbaum		
D447,173	S	8/2001	Yoon		
D458,965	S	6/2002	Oka		
D472,577	S	4/2003	Sakuno et al.		

(Continued)

Primary Examiner — Elizabeth Albert

(74) *Attorney, Agent, or Firm* — Griffiths & Seaton PLLC

(57) **CLAIM**

The ornamental design for a writing instrument, as shown and described.

DESCRIPTION

FIG. 1 is a front, perspective view of a writing instrument showing our new design; FIG. 2 is a front view thereof; FIG. 3 is a rear view thereof; FIG. 4 is a right side view thereof; FIG. 5 is a left side view thereof; FIG. 6 is a top view thereof; and, FIG. 7 is a bottom view thereof. The features shown in broken lines depict environmental subject matter only and form no part of the claimed design.

1 Claim, 3 Drawing Sheets



US D682,936 S

Page 2

U.S. PATENT DOCUMENTS

D473,898 S	4/2003	Nakazawa	
D480,422 S *	10/2003	Belmondo	D19/43
D485,299 S	1/2004	Bodino	
D492,720 S	7/2004	Chiu	
D504,152 S	4/2005	Collin	
D506,500 S	6/2005	Qiu	
6,948,872 B2	9/2005	Eisele	
D530,857 S *	10/2006	Black	D28/7
D540,383 S	4/2007	Nishida	
D545,366 S	6/2007	Ternovits	
D545,367 S	6/2007	Ternovits	
D546,388 S	7/2007	Hung	
D546,884 S	7/2007	Ternovits	
D552,176 S	10/2007	Schnug	
D555,726 S *	11/2007	Huff	D19/43
D562,390 S *	2/2008	Qiu et al.	D19/49
D562,396 S	2/2008	Qiu et al.	
D564,026 S	3/2008	Bhavnani	
D566,174 S	4/2008	Silverstein	
D566,766 S	4/2008	Silverstein	
D568,393 S	5/2008	Bhavnani	
D568,932 S	5/2008	Qiu et al.	
D598,953 S	8/2009	Yu et al.	
D598,954 S	8/2009	Wang et al.	
D601,627 S	10/2009	Liu	
D602,086 S	10/2009	Liu	
D605,693 S	12/2009	Ng	
D605,695 S	12/2009	Leibeck	
D605,700 S	12/2009	Ma	
D606,587 S	12/2009	Zhang	
D607,934 S	1/2010	Liu	
D610,616 S	2/2010	Li	
D611,095 S	3/2010	Liu	
D611,096 S	3/2010	Liu	
D611,097 S	3/2010	Liu	
D611,988 S *	3/2010	Huff	D19/48
D612,426 S	3/2010	Suero, Jr. et al.	
D615,590 S	5/2010	Li	
D616,025 S	5/2010	Yan	
D616,498 S	5/2010	Zhang	
D616,936 S	6/2010	Liu	
D616,937 S	6/2010	Liu	
D621,875 S	8/2010	Stukenkemper	
D633,560 S	3/2011	Clivio	
D636,022 S *	4/2011	Kim	D19/41
D638,062 S	5/2011	Wang	
D641,402 S	7/2011	Tan	
D641,406 S	7/2011	Zhang	
D641,787 S	7/2011	Tan	
D647,961 S *	11/2011	Zhang	D19/43

* cited by examiner




FIG. 1




FIG. 2




FIG. 3

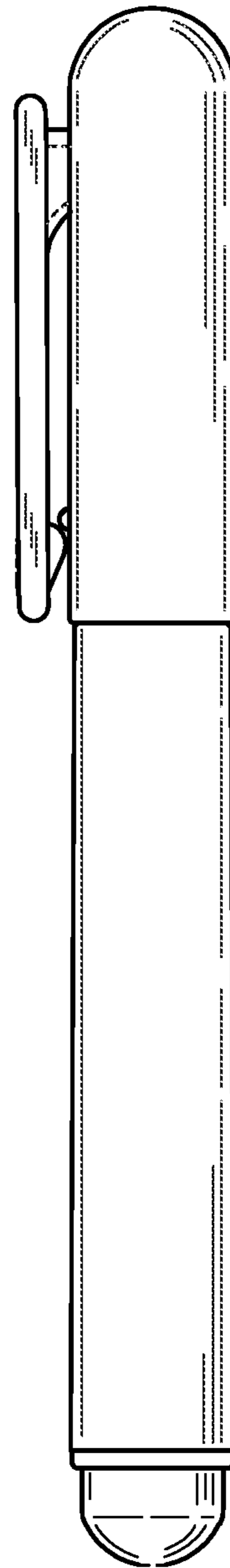


FIG. 4




FIG. 5




FIG. 6




FIG. 7