



US00D682934S

(12) **United States Design Patent**
Kermoal et al.

(10) **Patent No.:** **US D682,934 S**
(45) **Date of Patent:** **** May 21, 2013**

(54) **WRITING INSTRUMENT**

- (71) Applicant: **Europe Brands S.à r.l.**, Luxembourg (LU)
- (72) Inventors: **Philippe Kermoal**, Paris (FR); **Romuald Zayana**, Paris (FR)
- (73) Assignee: **Europe Brands S.à r.l.**, Luxembourg (LU)
- (**) Term: **14 Years**
- (21) Appl. No.: **29/435,970**
- (22) Filed: **Oct. 31, 2012**

Related U.S. Application Data

- (62) Division of application No. 29/391,735, filed on May 12, 2011, now Pat. No. Des. 671,169.

(30) **Foreign Application Priority Data**

- Nov. 12, 2010 (EM) 1244701
 - May 11, 2011 (EM) 1275556
 - (51) **LOC (9) Cl.** **19-06**
 - (52) **U.S. Cl.**
USPC **D19/48**
 - (58) **Field of Classification Search** D14/411;
D19/35, 36, 41-51, 54-58; 401/52, 99-109,
401/192, 195, 196
- See application file for complete search history.

(56) **References Cited**

U.S. PATENT DOCUMENTS

- D19,108 S 5/1889 Miller
- D94,983 S 3/1935 Morrison

(Continued)

FOREIGN PATENT DOCUMENTS

- EM 000268024-0001 2/2005
- EM 1244701 11/2010
- GB 2079120 11/1998

Primary Examiner — Elizabeth Albert

(74) *Attorney, Agent, or Firm* — Marshall, Gerstein & Borun LLP

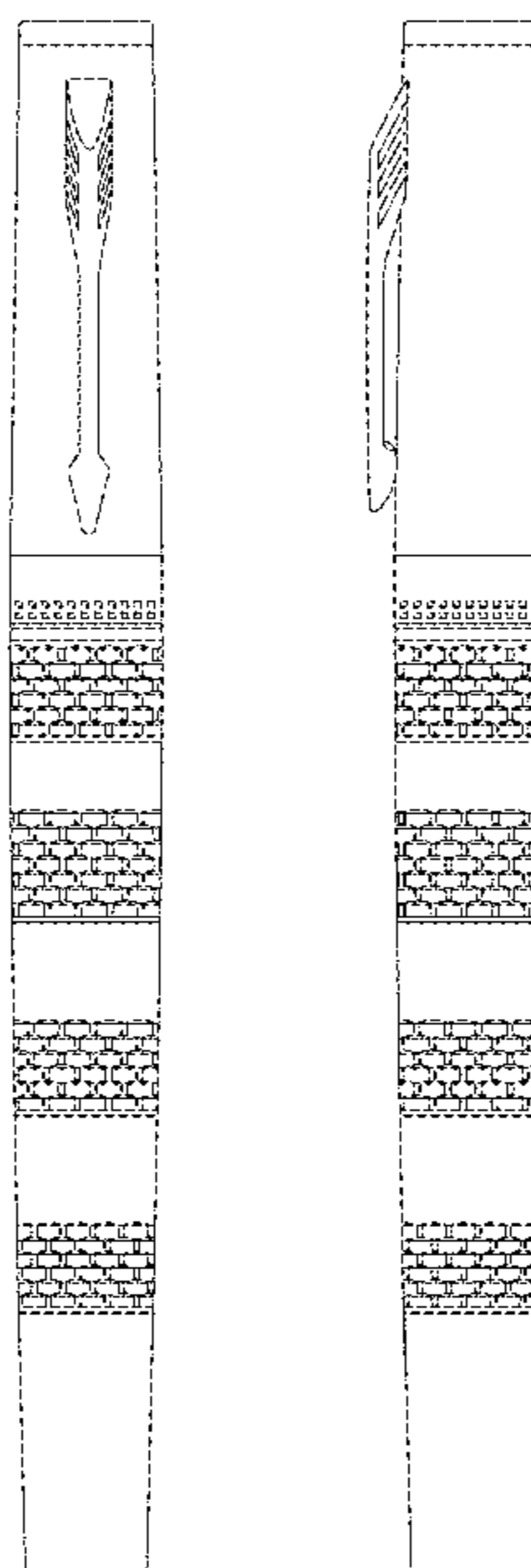
(57) **CLAIM**

The ornamental design for a writing instrument, as shown and described.

DESCRIPTION

FIG. 1 is a perspective view showing our new design for a writing instrument;
 FIG. 2 is a front view of the writing instrument of FIG. 1;
 FIG. 3 is a right side view of the writing instrument of FIG. 1;
 FIG. 4 is a rear view of the writing instrument of FIG. 1;
 FIG. 5 is a left side view of the writing instrument of FIG. 1;
 FIG. 6 is a top plan view of the writing instrument of FIG. 1;
 FIG. 7 is a bottom plan view of the writing instrument of FIG. 1;
 FIG. 8 is a perspective view of a second embodiment of our new design for a writing instrument;
 FIG. 9 is a front view of the writing instrument of FIG. 8;
 FIG. 10 is a right side view of the writing instrument of FIG. 8;
 FIG. 11 is a rear view of the writing instrument of FIG. 8;
 FIG. 12 is a left side view of the writing instrument of FIG. 8;
 FIG. 13 is a top plan view of the writing instrument of FIG. 8;
 and,
 FIG. 14 is a bottom plan view of the writing instrument of FIG. 8.

1 Claim, 8 Drawing Sheets



US D682,934 S

Page 2

U.S. PATENT DOCUMENTS

| | | | | | | |
|------------|---------|-------------------|--------------|---------|-------------------|--------|
| D112,283 S | 11/1938 | Hanle | D474,241 S * | 5/2003 | Hasegawa | D19/51 |
| D188,135 S | 6/1960 | Koenig | D477,026 S | 7/2003 | Stropkay et al. | |
| D223,130 S | 3/1972 | Green | D478,626 S | 8/2003 | Stropkay et al. | |
| D259,792 S | 7/1981 | Itoh et al. | D482,398 S | 11/2003 | Hwang | |
| D323,529 S | 1/1992 | Rousseau | D488,507 S | 4/2004 | Finney et al. | |
| D330,217 S | 10/1992 | Booker | D488,508 S | 4/2004 | Finney et al. | |
| D338,491 S | 8/1993 | Hollington | D490,464 S | 5/2004 | Andrews et al. | |
| D355,439 S | 2/1995 | Hollington | D494,621 S | 8/2004 | Andrews et al. | |
| D362,269 S | 9/1995 | Hollington | D507,303 S | 7/2005 | Andrews et al. | |
| D372,048 S | 7/1996 | Hollington | D521,067 S | 5/2006 | Andrews et al. | |
| D378,763 S | 4/1997 | Hollington | D525,303 S | 7/2006 | Andrews et al. | |
| D398,934 S | 9/1998 | Veillon | D580,979 S | 11/2008 | Shimizu | |
| D416,580 S | 11/1999 | Andrews et al. | D583,865 S * | 12/2008 | Kwok | D19/49 |
| D423,579 S | 4/2000 | Andrews et al. | D585,937 S | 2/2009 | Dhesse et al. | |
| D425,119 S | 5/2000 | Andrews et al. | D592,247 S | 5/2009 | Brown | |
| D438,245 S | 2/2001 | Hollington et al. | D597,136 S | 7/2009 | Dhesse et al. | |
| D438,247 S | 2/2001 | Polidoro | D600,281 S | 9/2009 | Delancourt | |
| D438,248 S | 2/2001 | Hollington et al. | D610,617 S | 2/2010 | Zhang | |
| D438,249 S | 2/2001 | Hollington et al. | D612,424 S | 3/2010 | Suero, Jr. et al. | |
| D458,305 S | 6/2002 | Iwase et al. | D645,083 S | 9/2011 | Stukenkemper | |
| D466,007 S | 11/2002 | Fabretti | | | | |

* cited by examiner

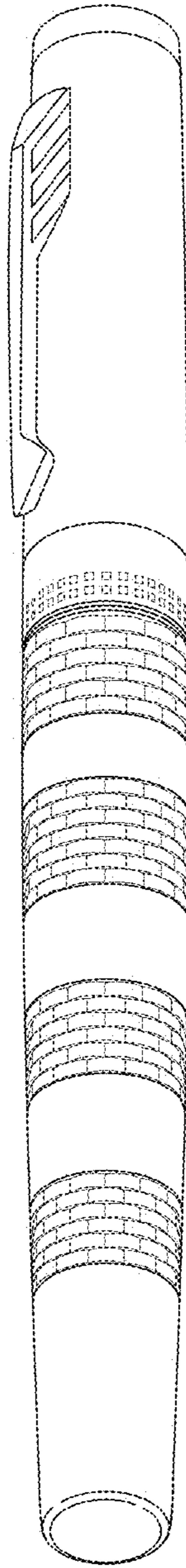


FIG. 1

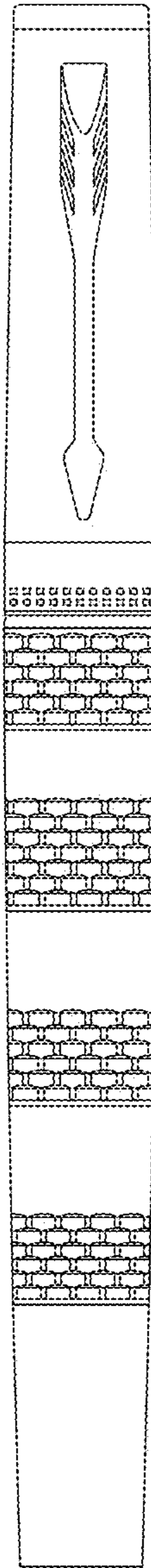


FIG. 2

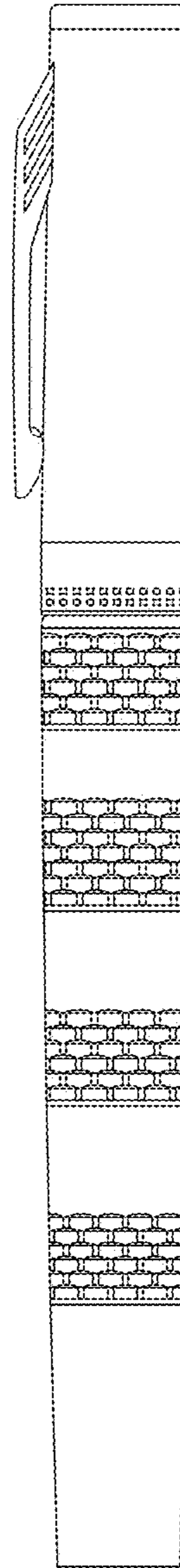


FIG. 3

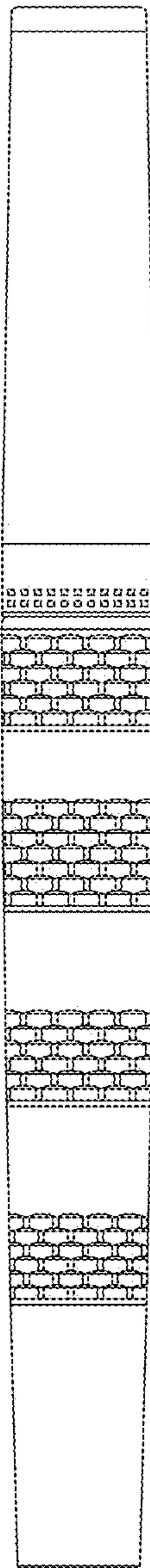


FIG. 4

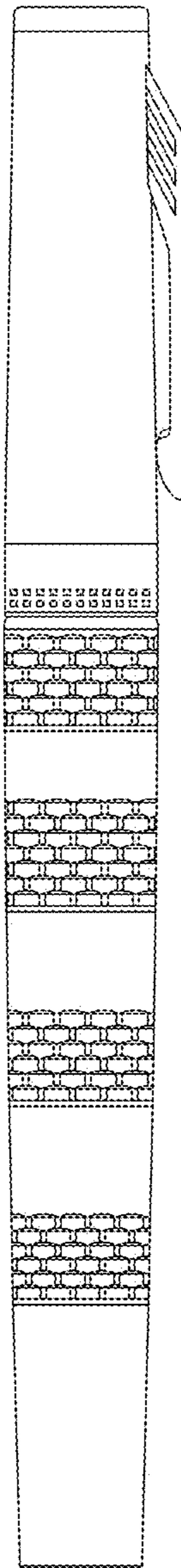


FIG. 5

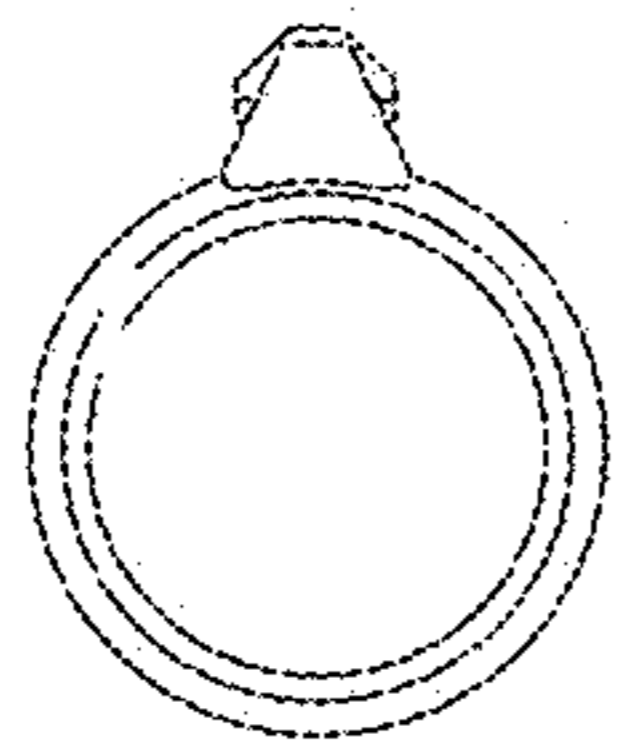


FIG. 6

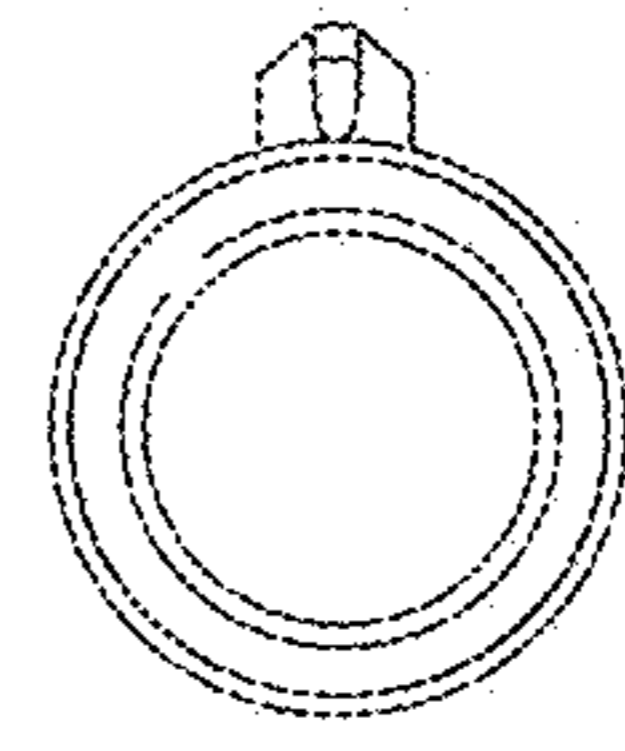


FIG. 7

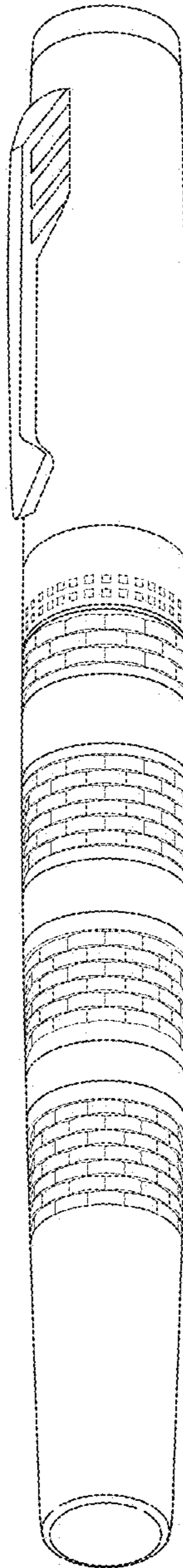


FIG. 8

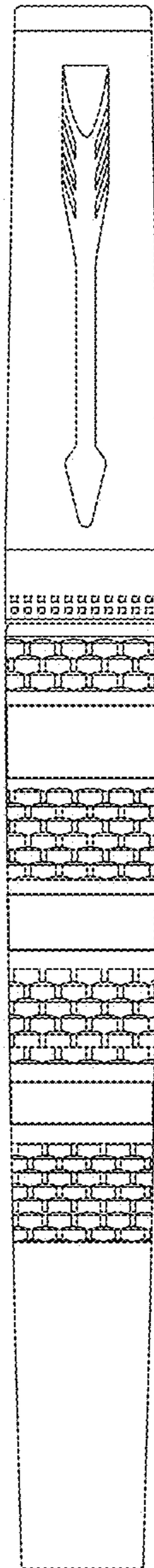


FIG. 9

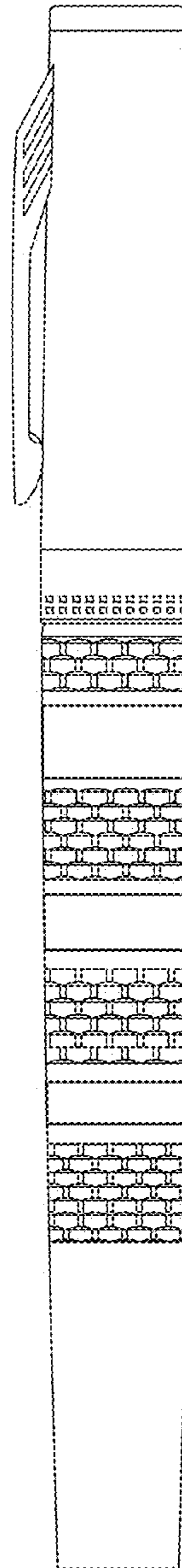


FIG. 10

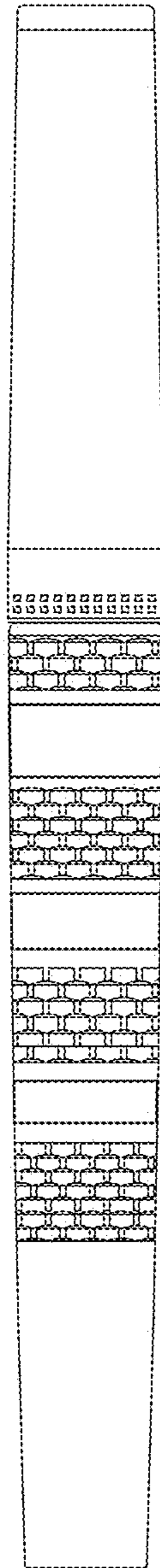


FIG. 11

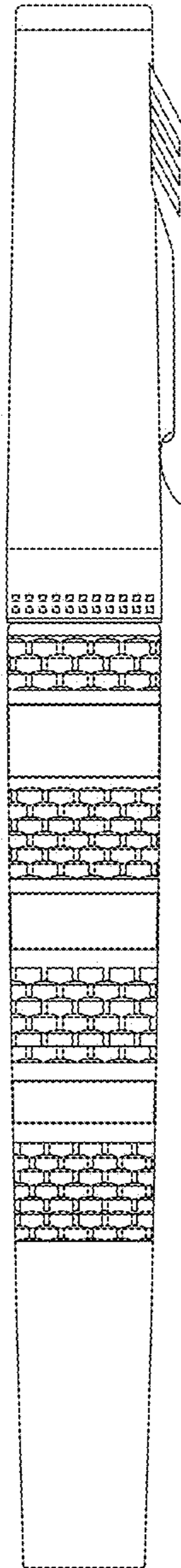


FIG. 12

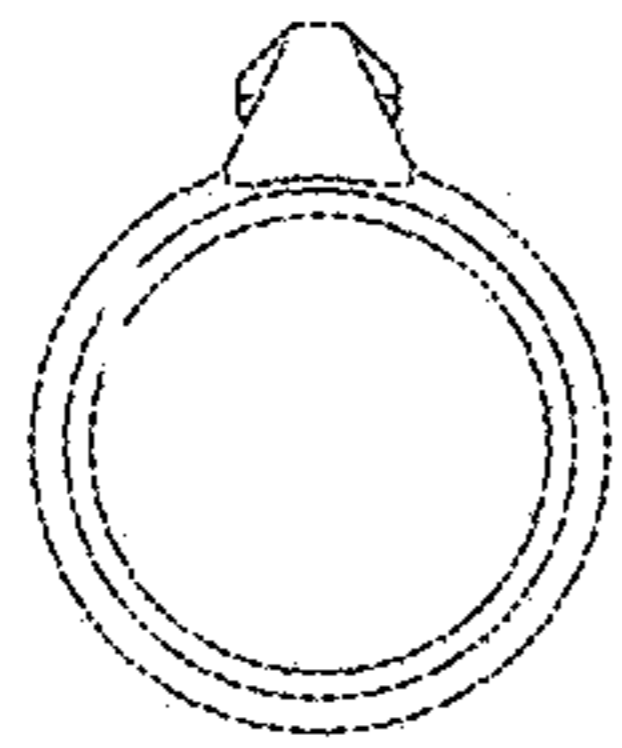


FIG. 13

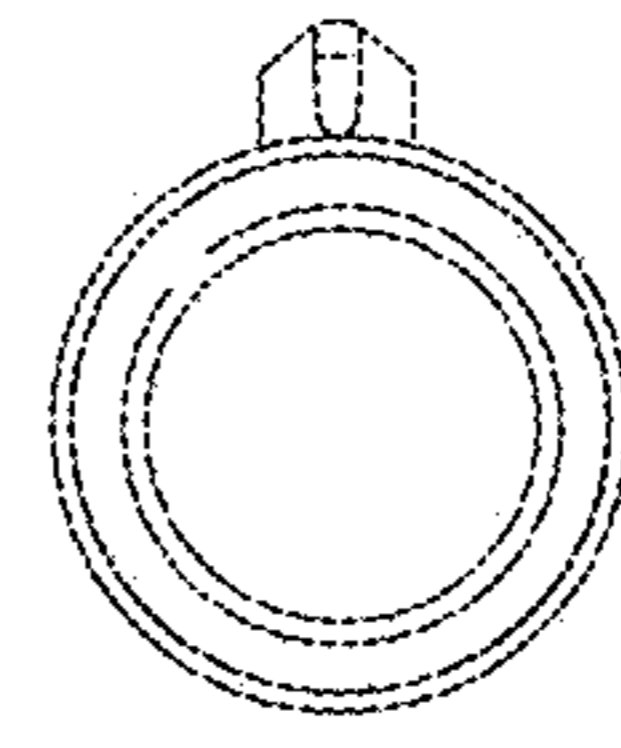


FIG. 14