



US00D682925S

(12) **United States Design Patent**
Urry et al.

(10) **Patent No.:** **US D682,925 S**
(45) **Date of Patent:** **** May 21, 2013**

- (54) **MUSICAL INSTRUMENT PEDAL**
- (75) Inventors: **Robin M. Urry**, Draper, UT (US); **John B. Bogdan**, Providence, UT (US); **James D. Pennock**, Salt Lake City, UT (US)
- (73) Assignee: **Harman International Industries, Incorporated**, Northridge, CA (US)
- (**) Term: **14 Years**
- (21) Appl. No.: **29/424,430**
- (22) Filed: **Jun. 12, 2012**
- (51) **LOC (9) Cl.** **17-03**
- (52) **U.S. Cl.**
USPC **D17/20**
- (58) **Field of Classification Search** D17/20,
D17/21, 99; 84/214, 298, 299, 312 R, 313,
84/317, 318, 454, 455, 312 P, 200
See application file for complete search history.

| | | | | |
|-------------------|--------|---------------|-------|--------|
| D520,553 S * | 5/2006 | Bogdan et al. | | D17/20 |
| D592,696 S * | 5/2009 | Goody | | D17/20 |
| 2008/0229914 A1 * | 9/2008 | Nathanial | | 84/644 |

OTHER PUBLICATIONS

DigiTech by Harman, Guitar Multi-Effects, RP1000, RP500, RP355, RP255, RP90, and Bass Multi-Effects, BP355. http://www.digitech.com/en-US/product_families/multi-effects, printed Nov. 13, 2012.

* cited by examiner

Primary Examiner — Rashida Johnson

(74) *Attorney, Agent, or Firm* — Plumsea Law Group, LLC

(57) **CLAIM**

The ornamental design for a musical instrument pedal, as shown and described.

DESCRIPTION

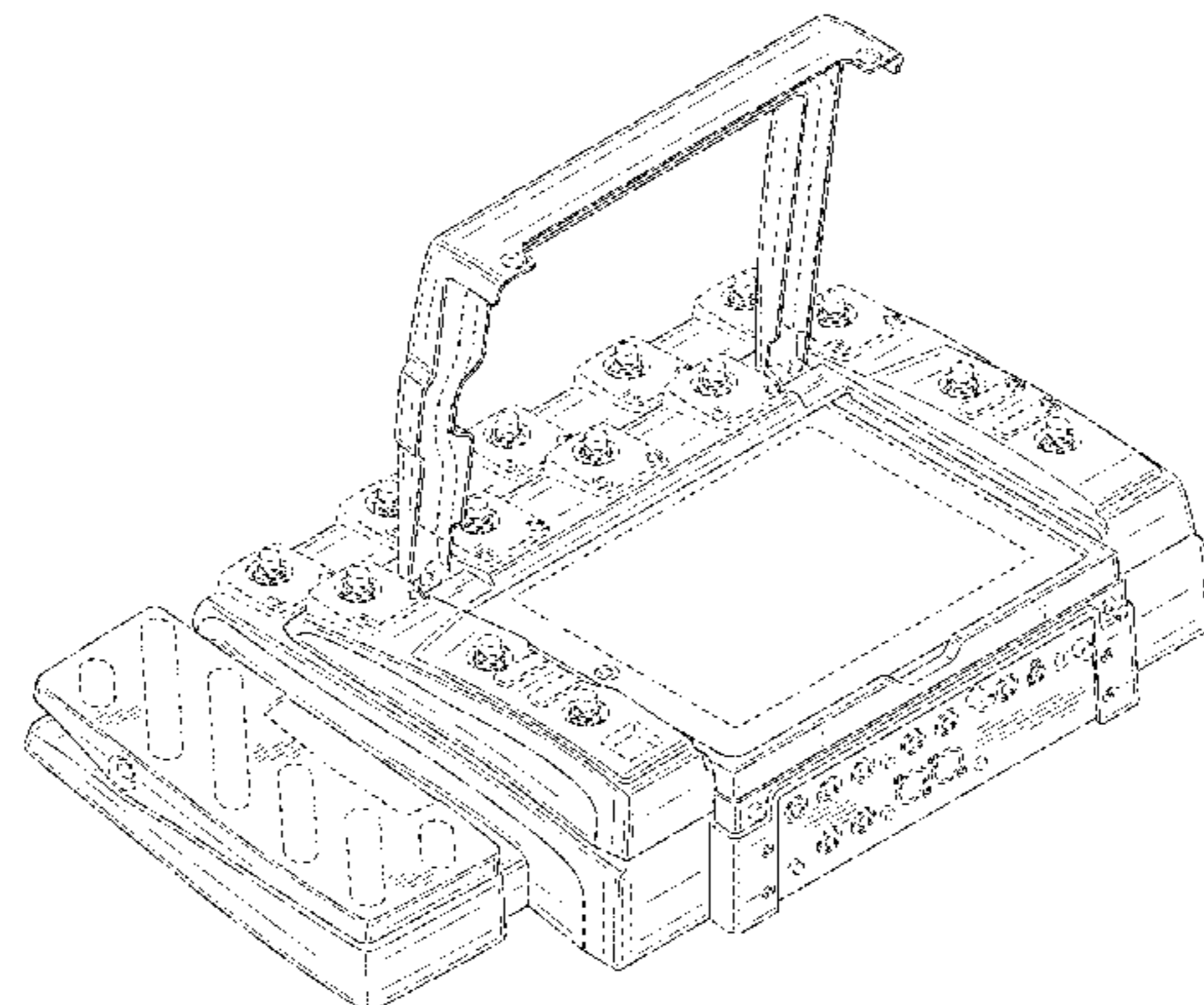
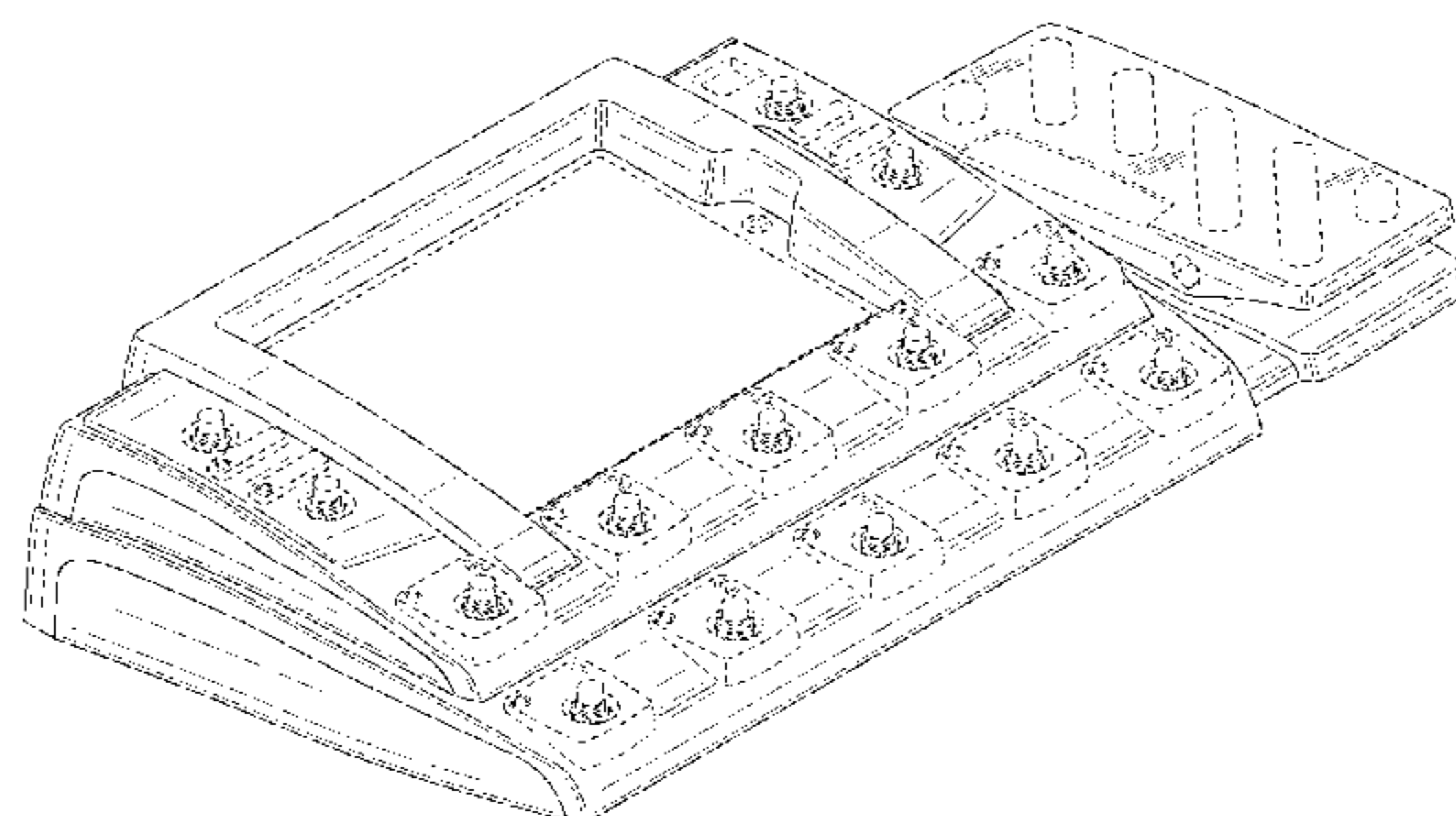
FIG. 1 is a perspective view of a musical instrument pedal showing our new design;
 FIG. 2 is a top plan view of thereof;
 FIG. 3 is a front elevational view thereof;
 FIG. 4 is a rear elevational view thereof;
 FIG. 5 is a side elevational view of one side thereof;
 FIG. 6 is a side elevational view of the other side thereof;
 FIG. 7 is a perspective view thereof shown with a dock cover in an open position; and,
 FIG. 8 is a rear perspective view thereof shown with a dock cover in an open position.
 The broken line showings of the buttons, ports, pads, indicators and an electronic tablet docked on the pedal form no part of the claimed design.

(56) **References Cited**

U.S. PATENT DOCUMENTS

| | | | | |
|----------------|---------|-----------------|-------|----------|
| D236,212 S * | 8/1975 | Beigel | | D17/99 |
| D275,111 S * | 8/1984 | Chapman | | D17/20 |
| D331,769 S * | 12/1992 | Stevenson | | D17/99 |
| D371,790 S * | 7/1996 | Takei | | D14/217 |
| D376,365 S * | 12/1996 | Kawada | | D14/217 |
| D387,798 S * | 12/1997 | Miura | | D17/99 |
| D444,460 S * | 7/2001 | Kitazawa et al. | | D14/217 |
| 6,538,185 B1 * | 3/2003 | Stratton | | 84/422.1 |
| D504,458 S * | 4/2005 | Edwards | | D17/20 |
| D518,086 S * | 3/2006 | Ito | | D17/99 |

1 Claim, 6 Drawing Sheets



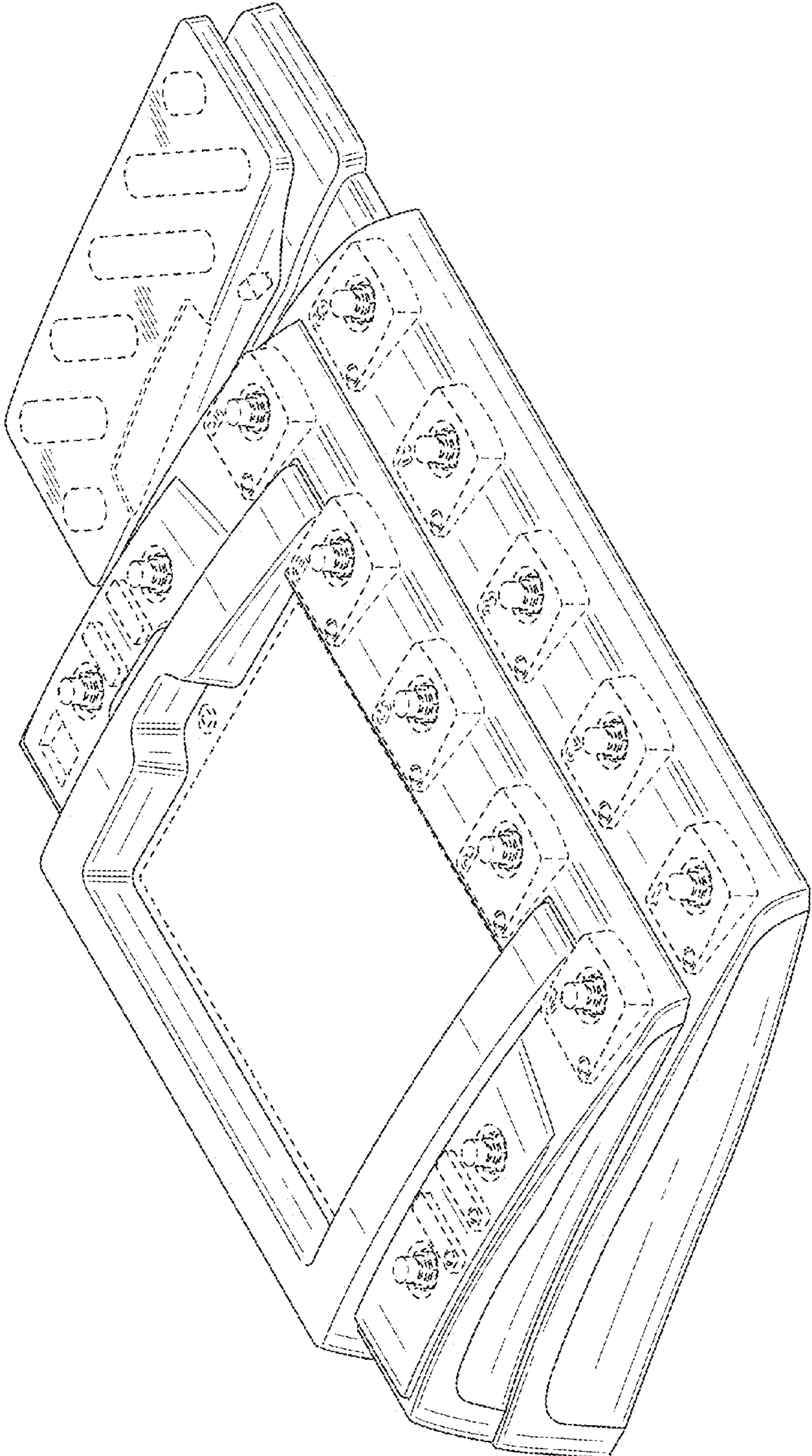


FIG. 1




FIG. 2

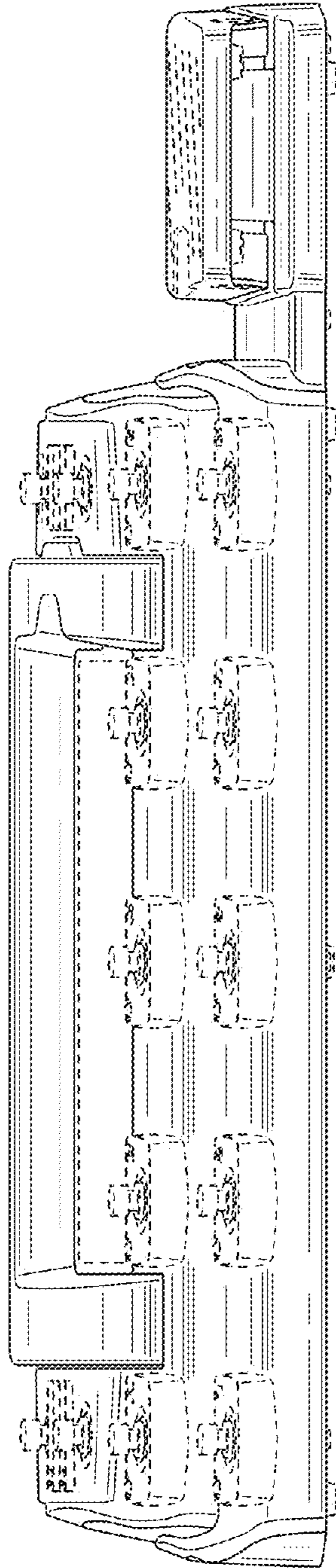


FIG. 3

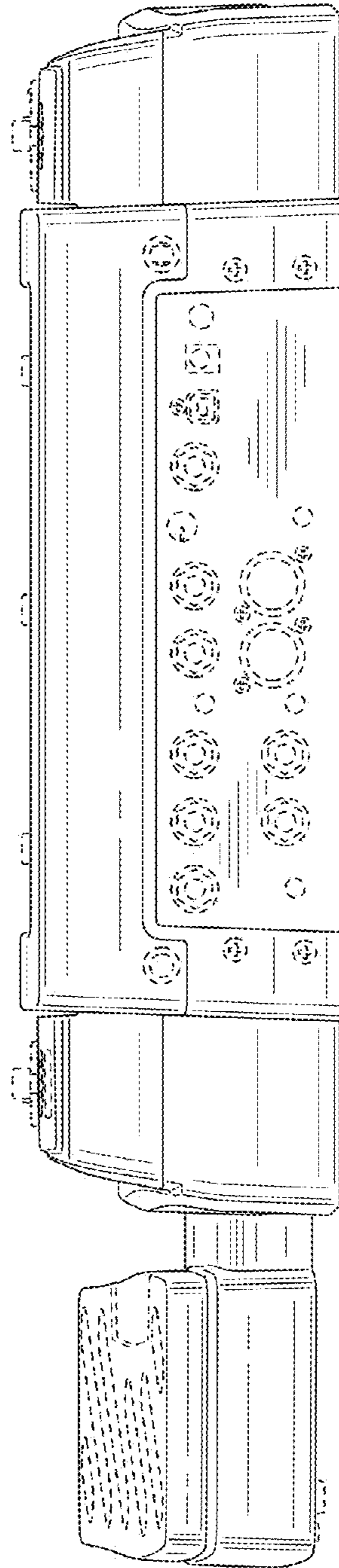


FIG. 4

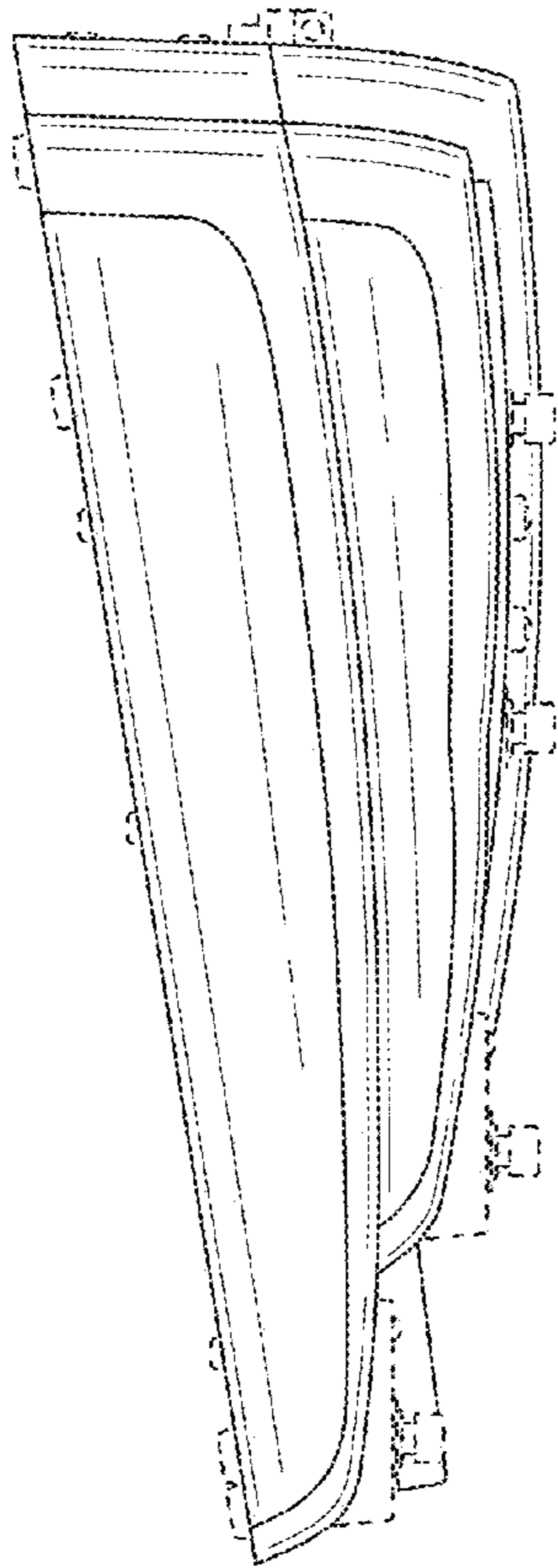


FIG. 5

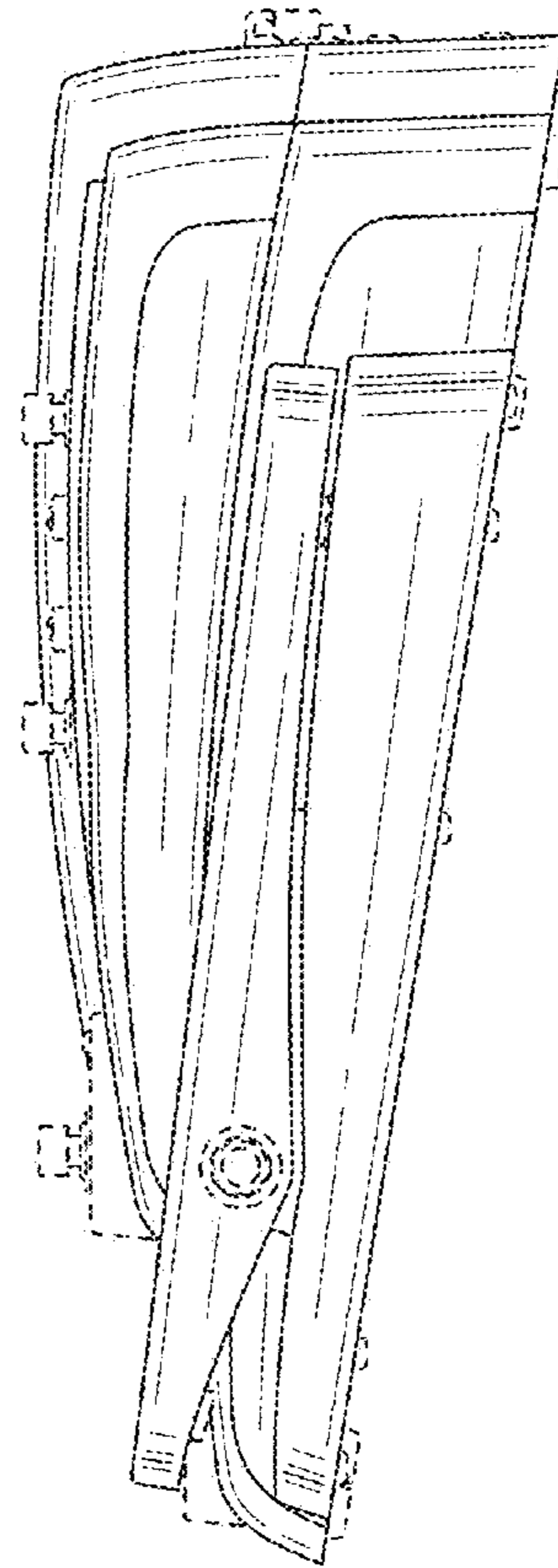


FIG. 6

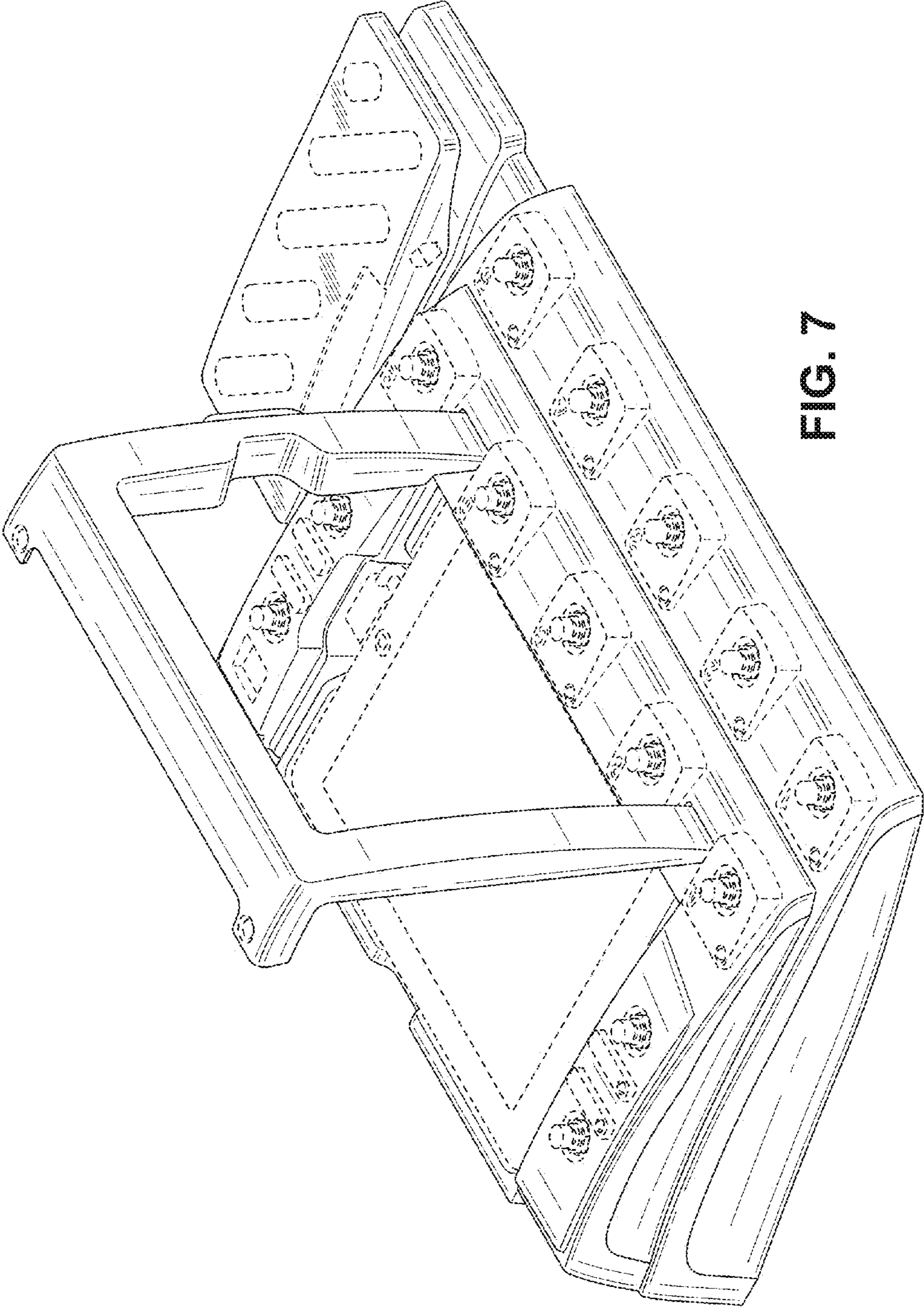


FIG. 7

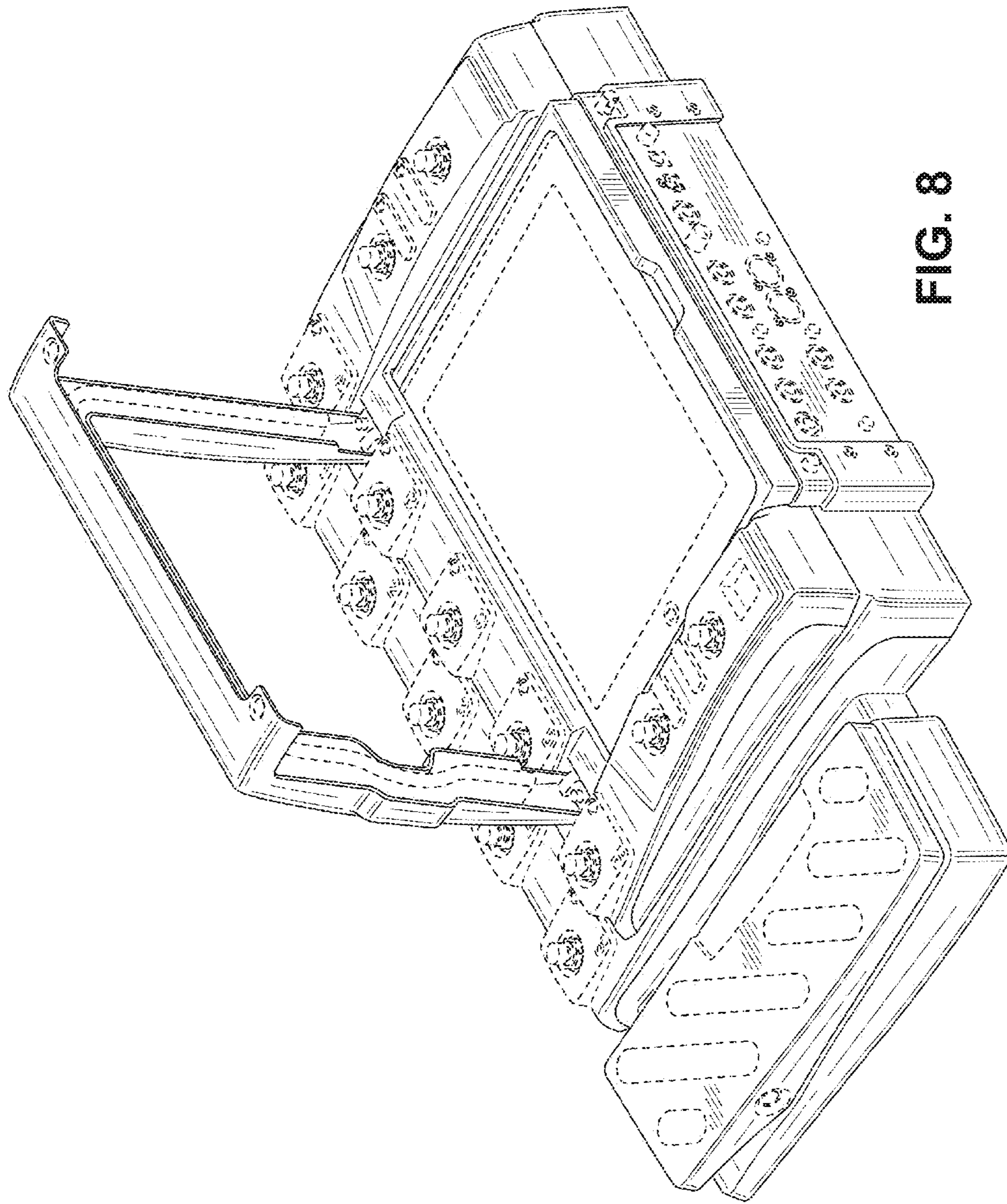


FIG. 8