



US00D682880S

(12) **United States Design Patent**
Koehn et al.

(10) **Patent No.:** **US D682,880 S**

(45) **Date of Patent:** **** May 21, 2013**

(54) **DISPLAY SCREEN WITH ICON**

(75) Inventors: **Christina Koehn**, Seattle, WA (US);
Diego D. Baca Del Rosario, Seattle, WA
(US); **Amy J. Greenbaum**, Issaquah,
WA (US)

(73) Assignee: **Microsoft Corporation**, Redmond, WA
(US)

(**) Term: **14 Years**

(21) Appl. No.: **29/414,383**

(22) Filed: **Feb. 28, 2012**

(51) **LOC (9) Cl.** **14-04**

(52) **U.S. Cl.**
USPC **D14/491**

(58) **Field of Classification Search** D14/487-495;
D20/10-12, 22-23, 25, 27-29, 31-32, 34-36;
715/810, 835-837, 839-840, 846-847
See application file for complete search history.

(56) **References Cited**

U.S. PATENT DOCUMENTS

D270,271	S	*	8/1983	Steele	D18/27
D270,272	S	*	8/1983	Steele	D18/27
5,537,618	A	*	7/1996	Boulton et al.	715/745
5,615,320	A	*	3/1997	Lavendel	345/594
D397,104	S	*	8/1998	Boots	D14/492
D406,828	S	*	3/1999	Newton et al.	D14/492
D461,194	S	*	8/2002	Huntley et al.	D14/489
6,507,345	B1	*	1/2003	Tojo	345/473
6,559,867	B1	*	5/2003	Kotick et al.	715/771

6,845,381	B2	*	1/2005	Kusumoto	1/1
7,506,275	B2	*	3/2009	Conradt et al.	715/857
D593,121	S	*	5/2009	Danton	D14/489
D602,040	S	*	10/2009	Matsuguma	D14/489
D620,950	S	*	8/2010	Rasmussen	D14/489
D628,212	S	*	11/2010	Molden	D14/489
8,001,472	B2	*	8/2011	Gilley et al.	715/716
D650,793	S	*	12/2011	Impas et al.	D14/489
D650,799	S	*	12/2011	Wantland et al.	D14/493
D650,800	S	*	12/2011	Impas et al.	D14/493
D651,612	S	*	1/2012	Impas et al.	D14/489
D651,613	S	*	1/2012	Ouilhet	D14/491
D651,615	S	*	1/2012	Koehn	D14/493
D665,423	S	*	8/2012	Impas et al.	D14/493
2011/0265023	A1	*	10/2011	Loomis et al.	715/771

* cited by examiner

Primary Examiner — Karen E Kearney

(74) *Attorney, Agent, or Firm* — Banner & Witcoff, Ltd.

(57) **CLAIM**

The ornamental design for a display screen with icon, as shown and described.

DESCRIPTION

FIG. 1 is a front view of a display screen with icon showing the new design;

FIG. 2 is a front view of a second embodiment thereof;

FIG. 3 is a front view of a third embodiment thereof; and,

FIG. 4 is a front view of a fourth embodiment thereof.

The broken line showing of the circles in FIGS. 3-4, the remainder of the display screen in the figures is for environmental purposes only and forms no part of the claimed design.

1 Claim, 4 Drawing Sheets






FIG. 1



FIG. 2

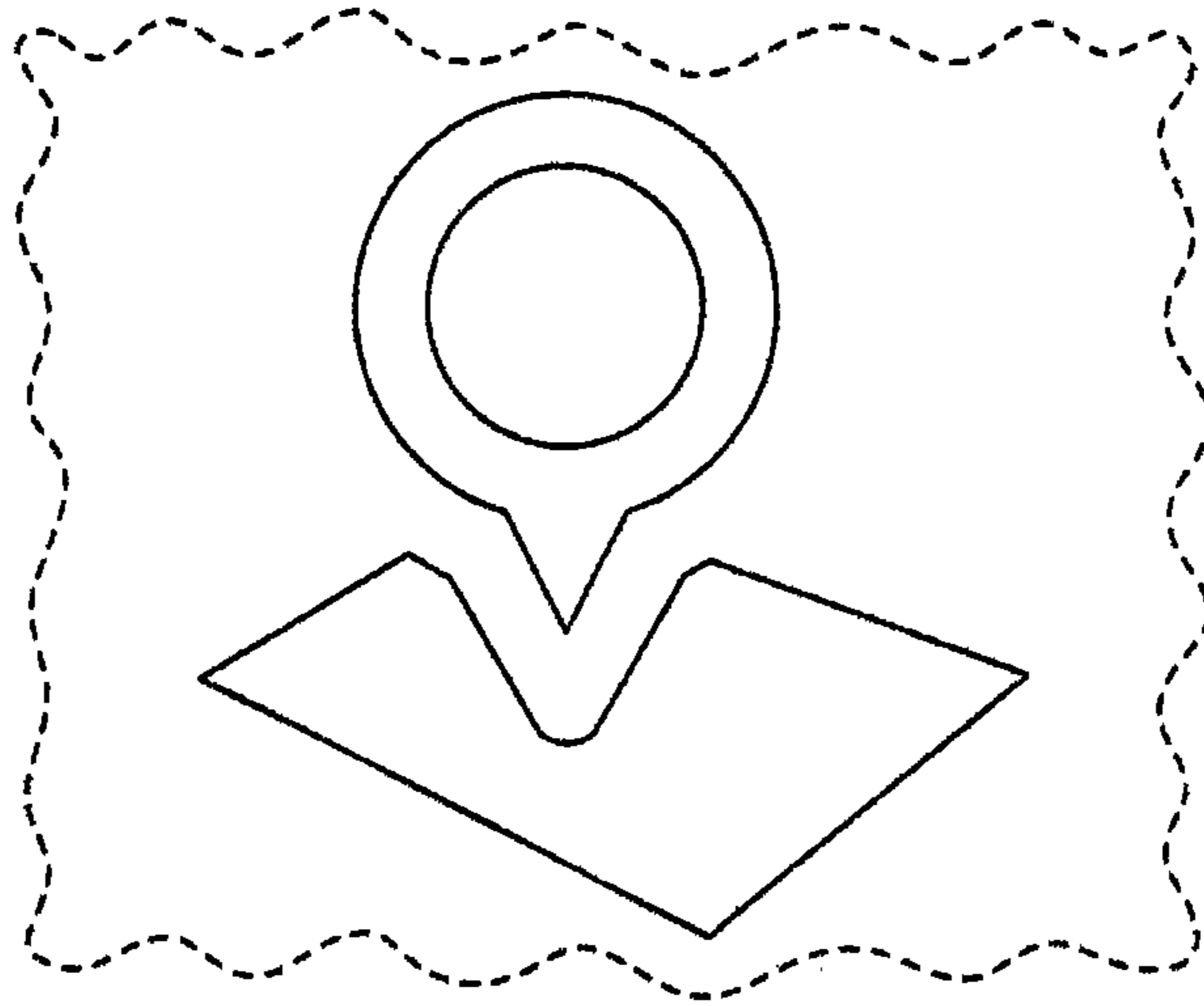


FIG. 3




FIG. 4