



US00D682853S

(12) **United States Design Patent**
Walsh et al.

(10) **Patent No.:** **US D682,853 S**
(45) **Date of Patent:** **** May 21, 2013**

(54) **PORTION OF A DISPLAY SCREEN WITH ANNOTATED GRAPHICAL USER INTERFACE**

(75) Inventors: **Daniel Walsh**, San Francisco, CA (US);
Liang-Cheng Lin, Milpitas, CA (US);
Philip Brian Dils, San Francisco, CA (US)

(73) Assignee: **Adobe Systems Incorporated**, San Jose, CA (US)

(**) Term: **14 Years**

(21) Appl. No.: **29/378,233**

(22) Filed: **Nov. 1, 2010**

(51) **LOC (9) Cl.** **14-04**

(52) **U.S. Cl.**
USPC **D14/486**

(58) **Field of Classification Search**
USPC D14/485-495; 715/700, 703, 716, 715/718, 719, 720, 727, 748, 762, 763, 771, 715/777, 780, 781, 808, 809, 810, 811, 825, 715/828, 835, 837, 838, 840, 841, 842, 843, 715/846, 847, 861, 864, 962, 975, 977, 978
See application file for complete search history.

(56) **References Cited**

U.S. PATENT DOCUMENTS

D440,979 S *	4/2001	Wang et al.	D14/489
D441,761 S *	5/2001	Machida et al.	D14/486
D463,444 S *	9/2002	Istvan et al.	D14/486
D468,748 S *	1/2003	Inagaki	D14/486
D495,715 S *	9/2004	Gildred	D14/486

D548,743 S *	8/2007	Takahashi et al.	D14/486
D565,627 S *	4/2008	Kase	D16/219
D569,871 S *	5/2008	Anastasopoulos et al. ..	D14/485
D570,358 S *	6/2008	Anastasopoulos et al. ..	D14/485
D593,114 S *	5/2009	Vakkalanka	D14/486
D622,731 S *	8/2010	Krum et al.	D14/486
D635,150 S *	3/2011	Sykes et al.	D14/486
D663,738 S *	7/2012	Weir et al.	D14/486

* cited by examiner

Primary Examiner — Angela J Lee

(74) *Attorney, Agent, or Firm* — Schwegman Lundberg Woessner P.A.

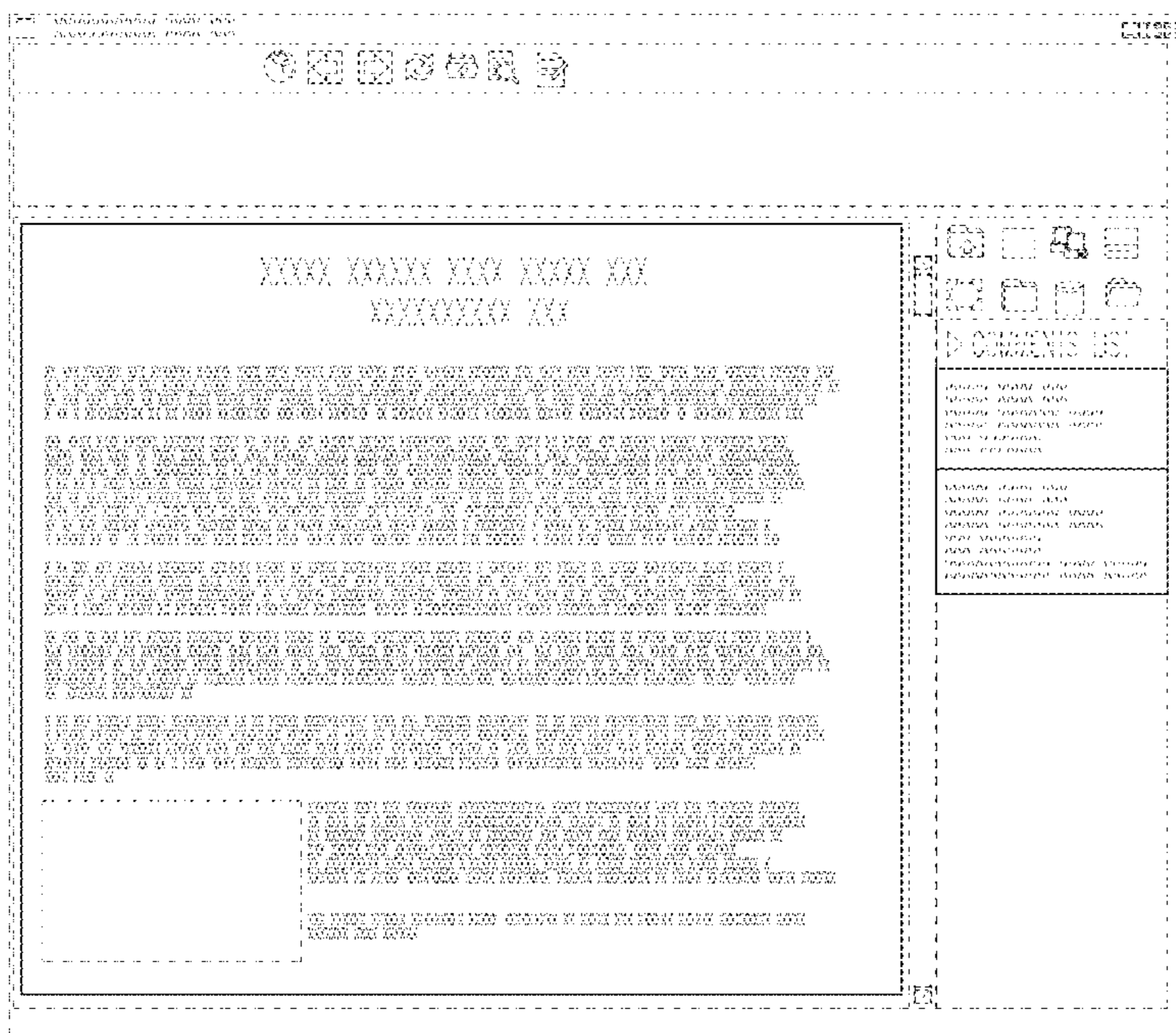
(57) **CLAIM**

The ornamental design for a portion of a display screen with an annotated graphical user interface, as shown and described.

DESCRIPTION

FIG. 1 is a face view of a portion of a display screen with annotated graphical user interface, showing our new design; FIG. 2 is a face view of a first modified embodiment thereof; and, FIG. 3 is a face view of a second modified embodiment thereof. Subject matter shown in broken lines, including text shown in broken lines, forms no part of the claimed design. The outermost rectangle, which illustrates boundaries of a portion of a display screen, shown in broken lines and forms no part of the claimed design.

1 Claim, 3 Drawing Sheets



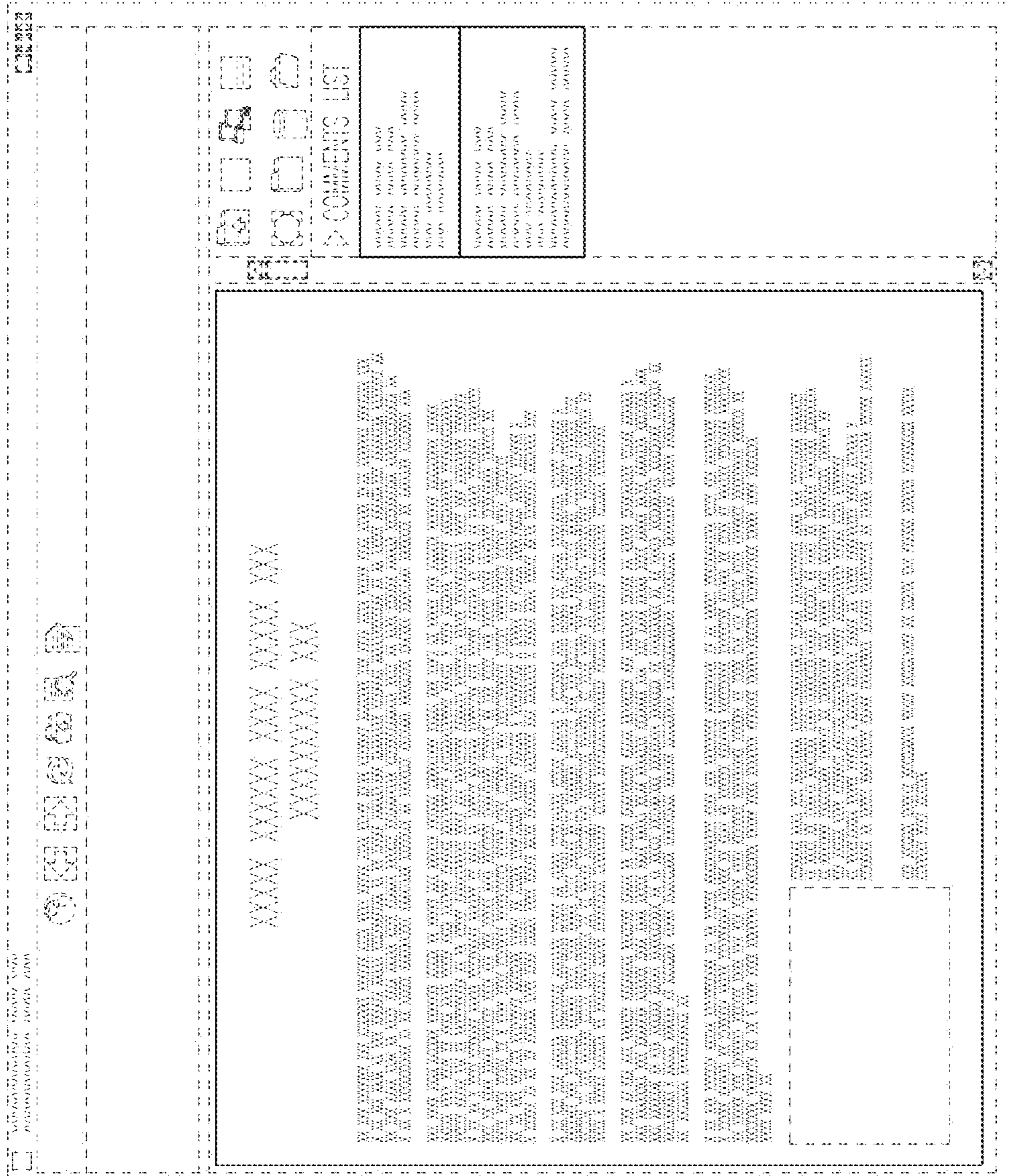


FIG. 1

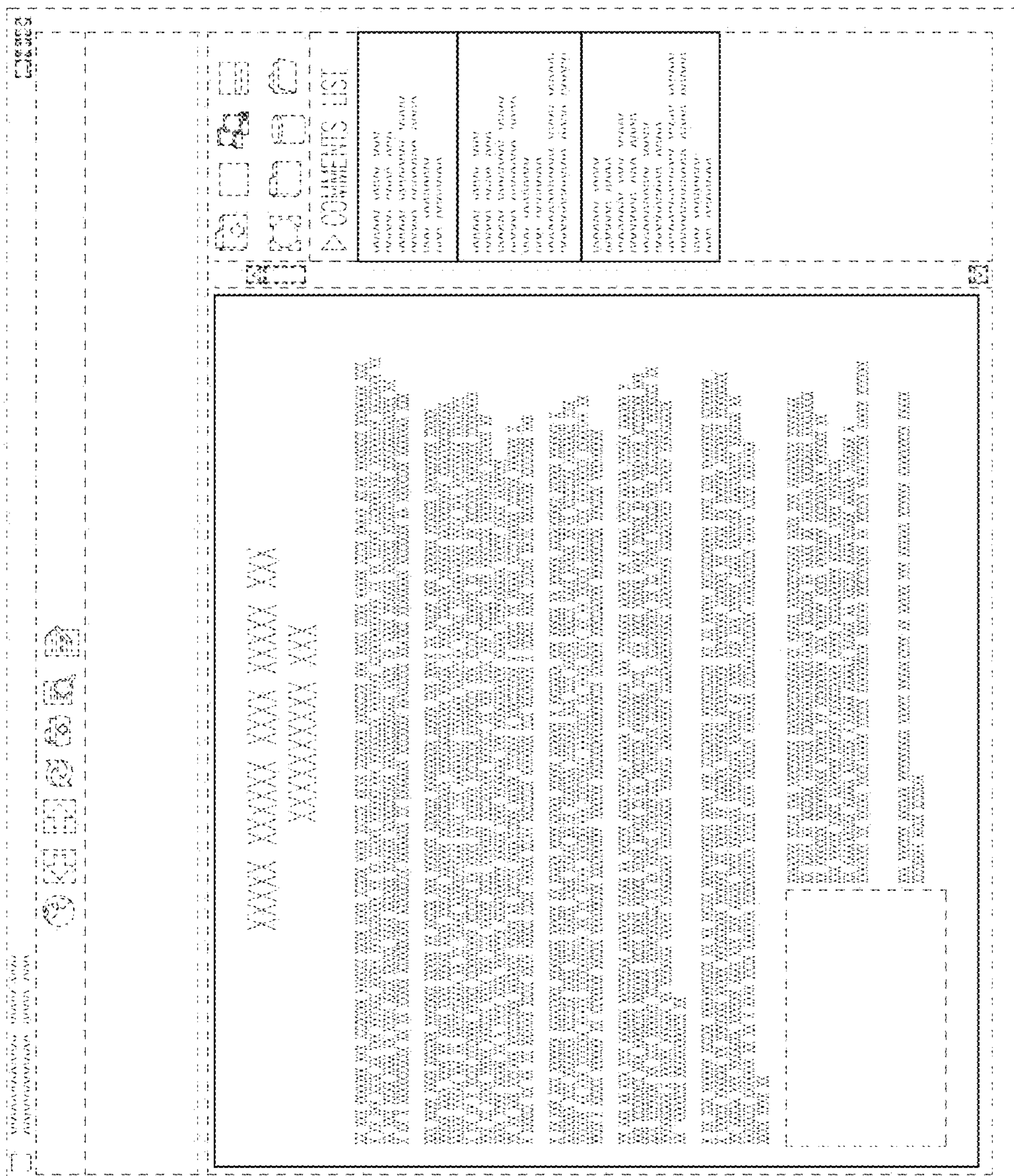


FIG. 2

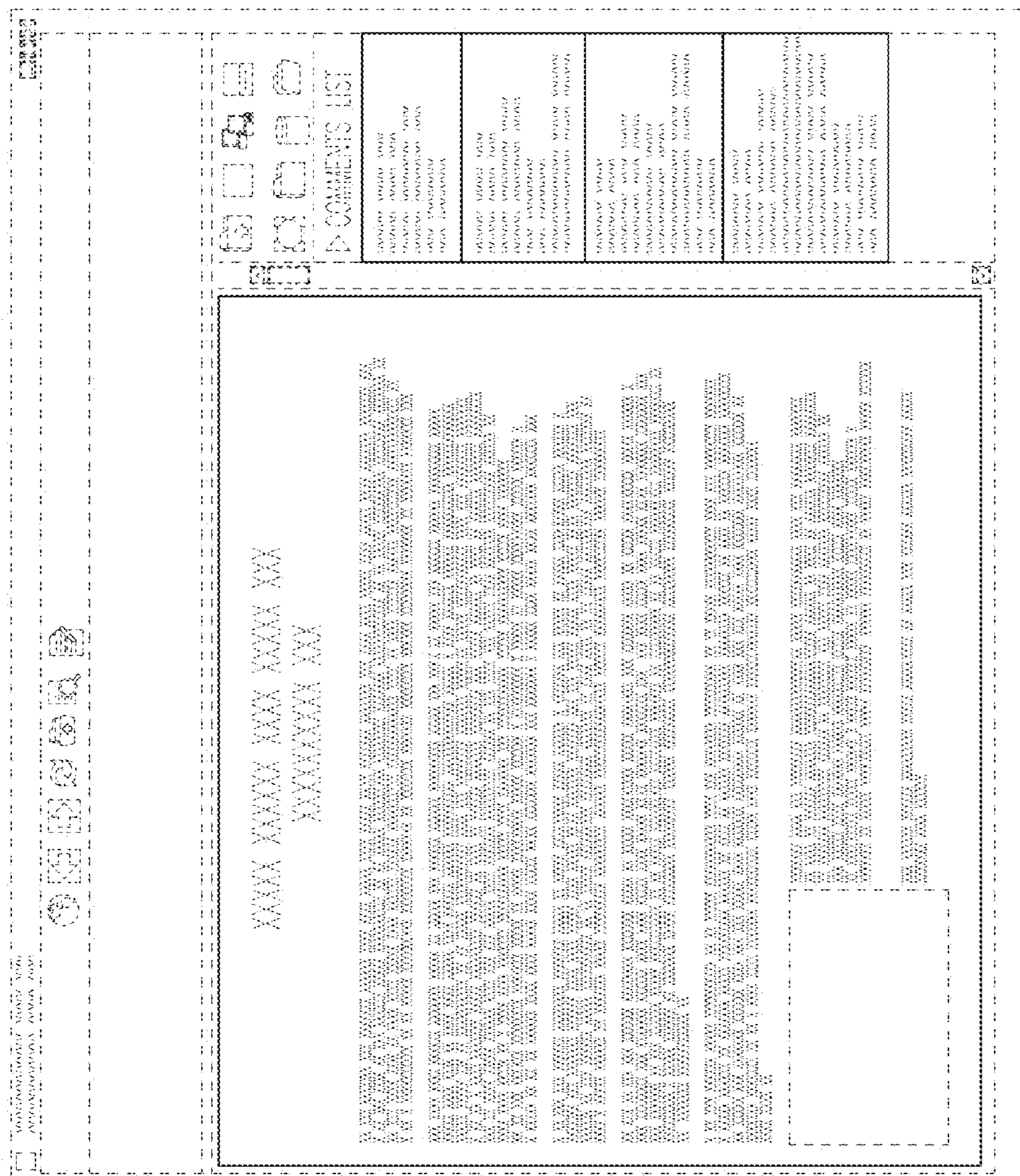


FIG. 3

UNITED STATES PATENT AND TRADEMARK OFFICE
CERTIFICATE OF CORRECTION

PATENT NO. : D682,853 S
APPLICATION NO. : 29/378233
DATED : May 21, 2013
INVENTOR(S) : Walsh et al.

Page 1 of 1

It is certified that error appears in the above-identified patent and that said Letters Patent is hereby corrected as shown below:

On the Title page, in column 2, under "Description", line 10, before "shown", insert --is--, therefor.

Signed and Sealed this
Sixth Day of August, 2013



Teresa Stanek Rea
Acting Director of the United States Patent and Trademark Office