



US00D682844S

(12) **United States Design Patent**
Friedlander et al.

(10) **Patent No.:** **US D682,844 S**

(45) **Date of Patent:** **** May 21, 2013**

(54) **AUDIO VIDEO DISPLAY DEVICE WITH USER INTERFACE**

(75) Inventors: **Steven Friedlander**, San Diego, CA (US); **David Young**, San Diego, CA (US); **Sabrina Tai-Chen Yeh**, Laguna Beach, CA (US)

(73) Assignee: **Sony Corporation**, Tokyo (JP)

(**) Term: **14 Years**

(21) Appl. No.: **29/393,517**

(22) Filed: **Jun. 6, 2011**

(51) **LOC (9) Cl.** **32-00**

(52) **U.S. Cl.**
USPC **D14/485**

(58) **Field of Classification Search** D14/485-495;
715/204, 246, 700-732, 748-753, 762-771,
715/772-867, 973-977

See application file for complete search history.

(56) **References Cited**

U.S. PATENT DOCUMENTS

D427,574 S *	7/2000	Sawada et al.	D14/486
D430,120 S *	8/2000	Yasui et al.	D14/488
D437,858 S *	2/2001	Yasui et al.	D14/486
D476,339 S *	6/2003	Horie	D14/488
D562,337 S *	2/2008	Keohane	D14/487
7,370,284 B2 *	5/2008	Andrea et al.	715/788
D589,528 S *	3/2009	Koh	D14/486
D590,415 S *	4/2009	Ball et al.	D14/486

D598,461 S *	8/2009	Hirsch et al.	D14/485
D600,249 S *	9/2009	Nagata et al.	D14/486
D628,583 S *	12/2010	Kurozumi et al.	D14/488
D639,306 S *	6/2011	Woods et al.	D14/486
D640,266 S *	6/2011	Furuya et al.	D14/486
D655,716 S *	3/2012	Ray et al.	D14/486
D659,153 S *	5/2012	Thoreson et al.	D14/486
D664,152 S *	7/2012	Ray et al.	D14/486
D664,970 S *	8/2012	Ray et al.	D14/486
D672,785 S *	12/2012	Rai et al.	D14/486

* cited by examiner

Primary Examiner — Richard E Chilcot

(74) *Attorney, Agent, or Firm* — John L. Rogitz

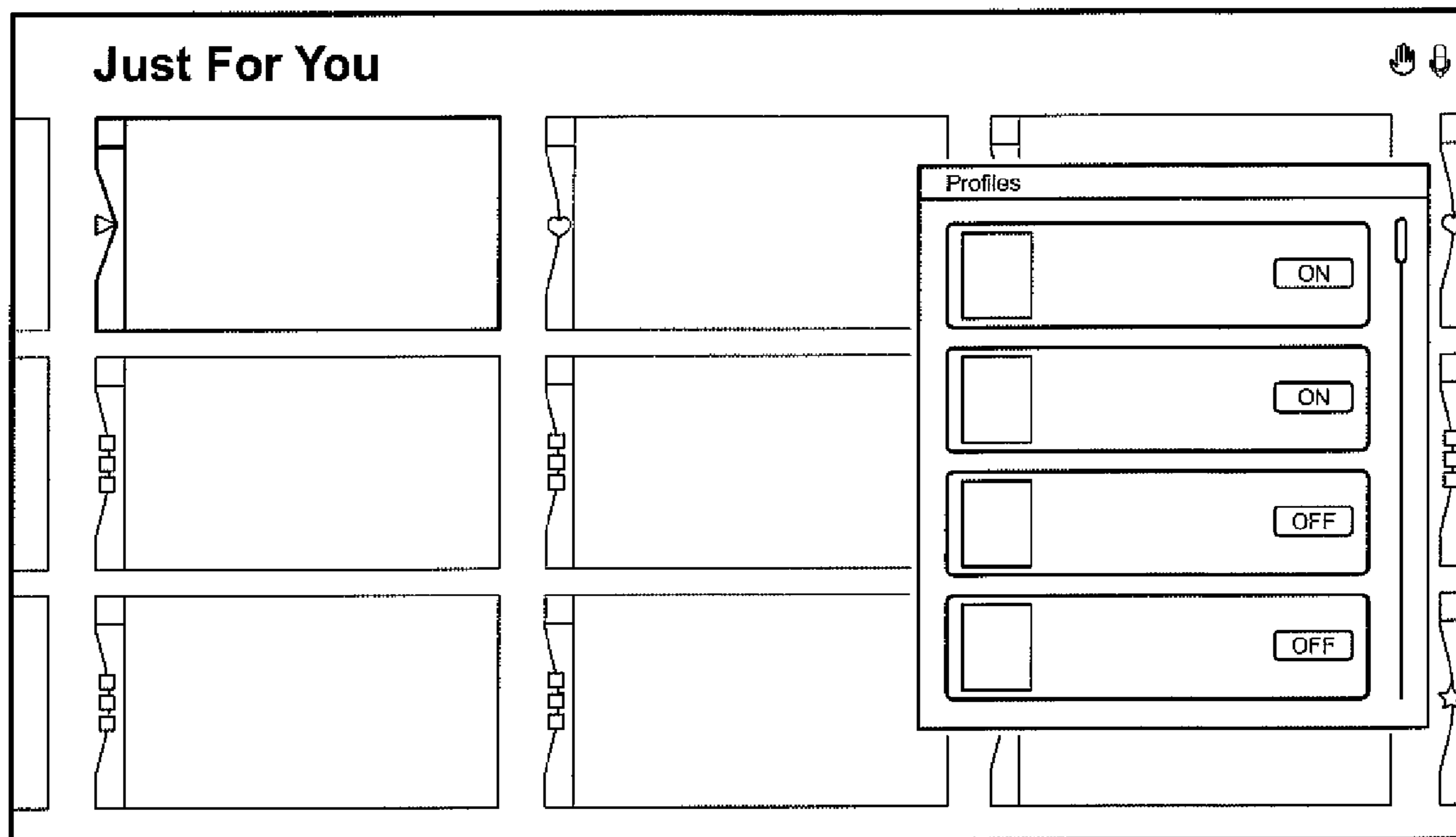
(57) **CLAIM**

The ornamental design for the audio video display device with user interface, as shown and described.

DESCRIPTION

FIG. 1 is a plan view of a first embodiment of the audio video display device with user interface;
 FIG. 2 is a plan view of a second embodiment of the audio video display device with user interface;
 FIG. 3 is a plan view of a third embodiment of the audio video display device with user interface;
 FIG. 4 is a plan view of a fourth embodiment of the audio video display device with user interface; and,
 FIG. 5 is a plan view of a fifth embodiment of the audio video display device with user interface.
 The square that is shown surrounding the content of the drawings is the display device.

1 Claim, 3 Drawing Sheets



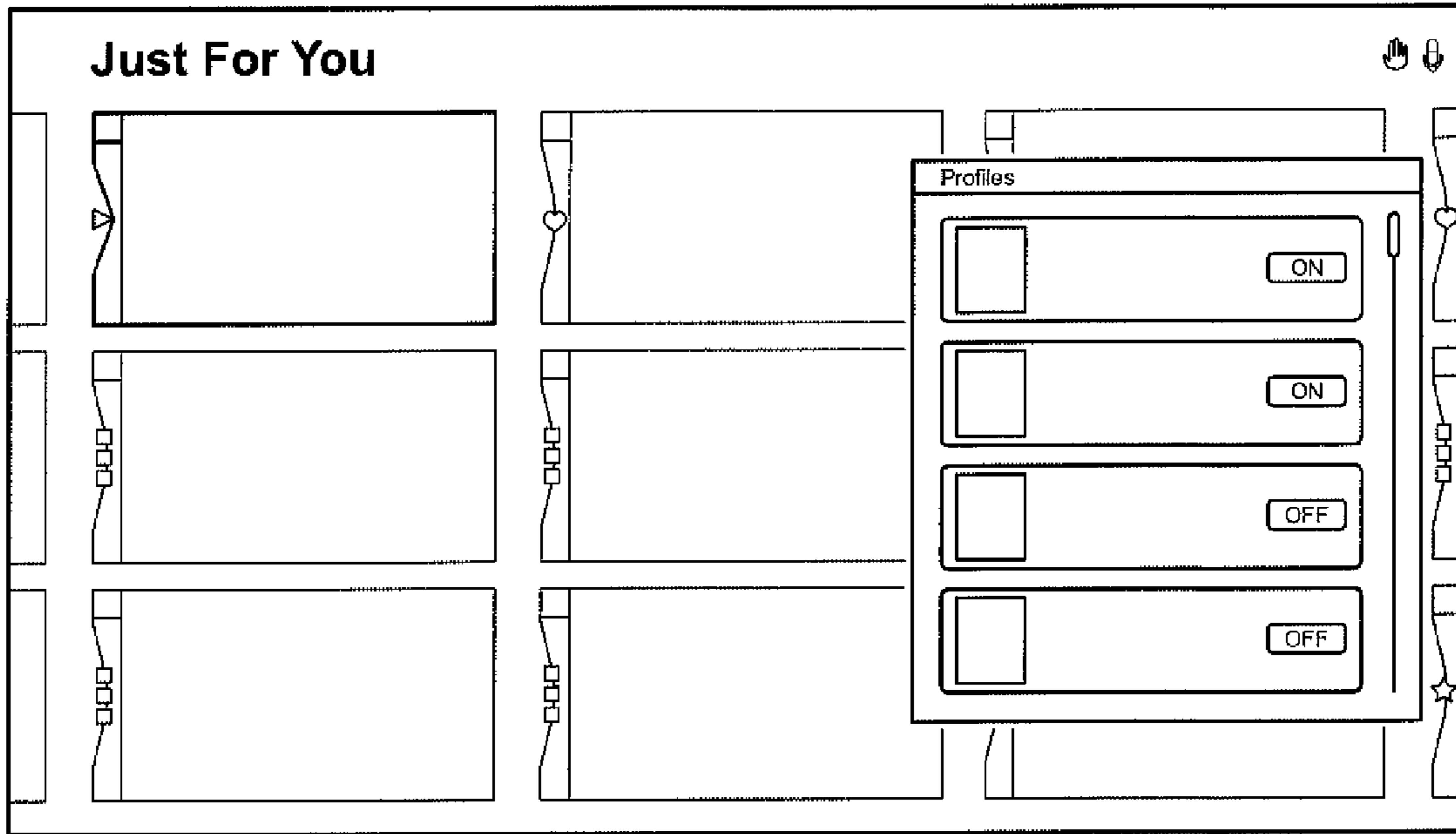


FIG. 1

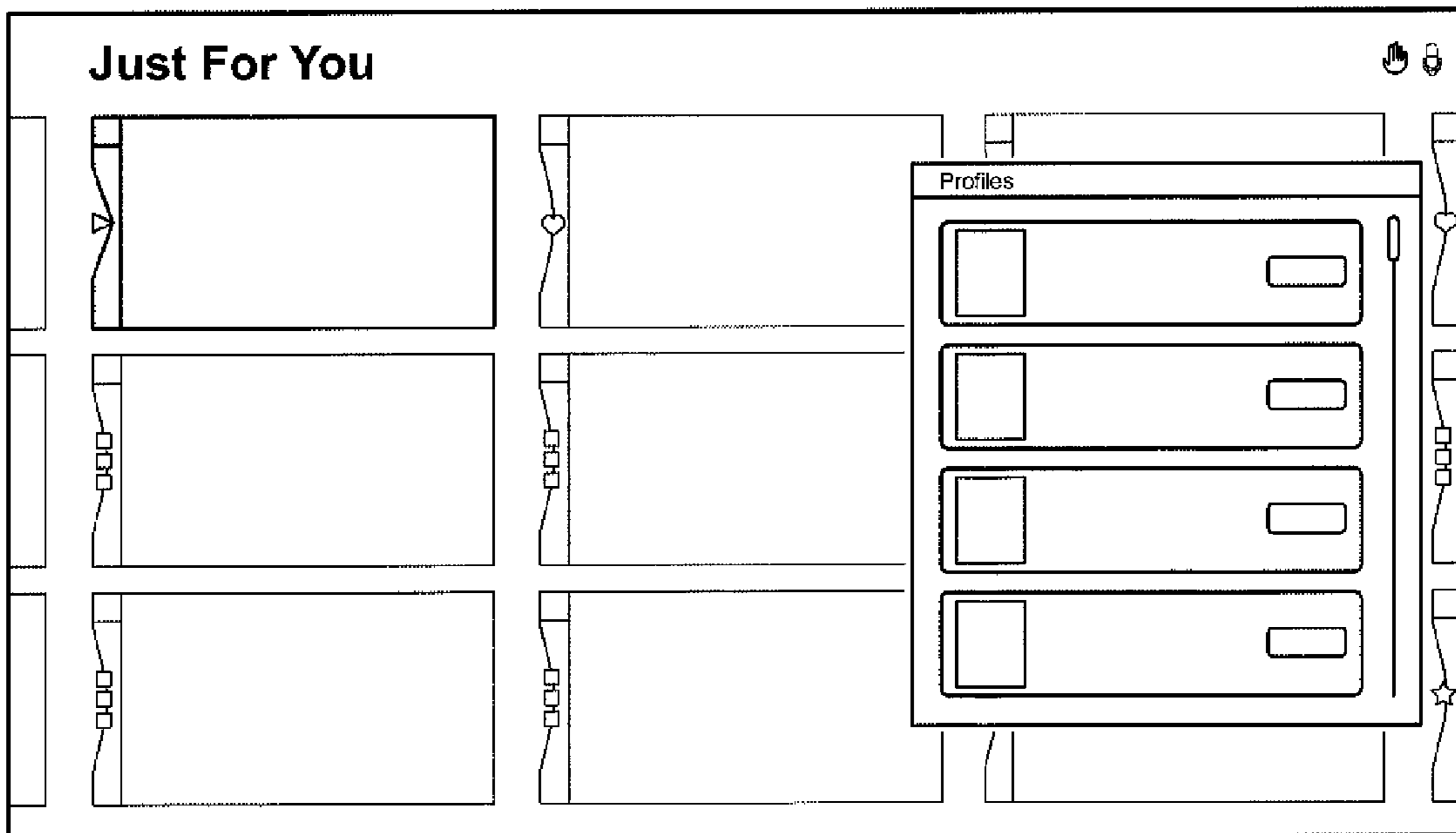


FIG. 2

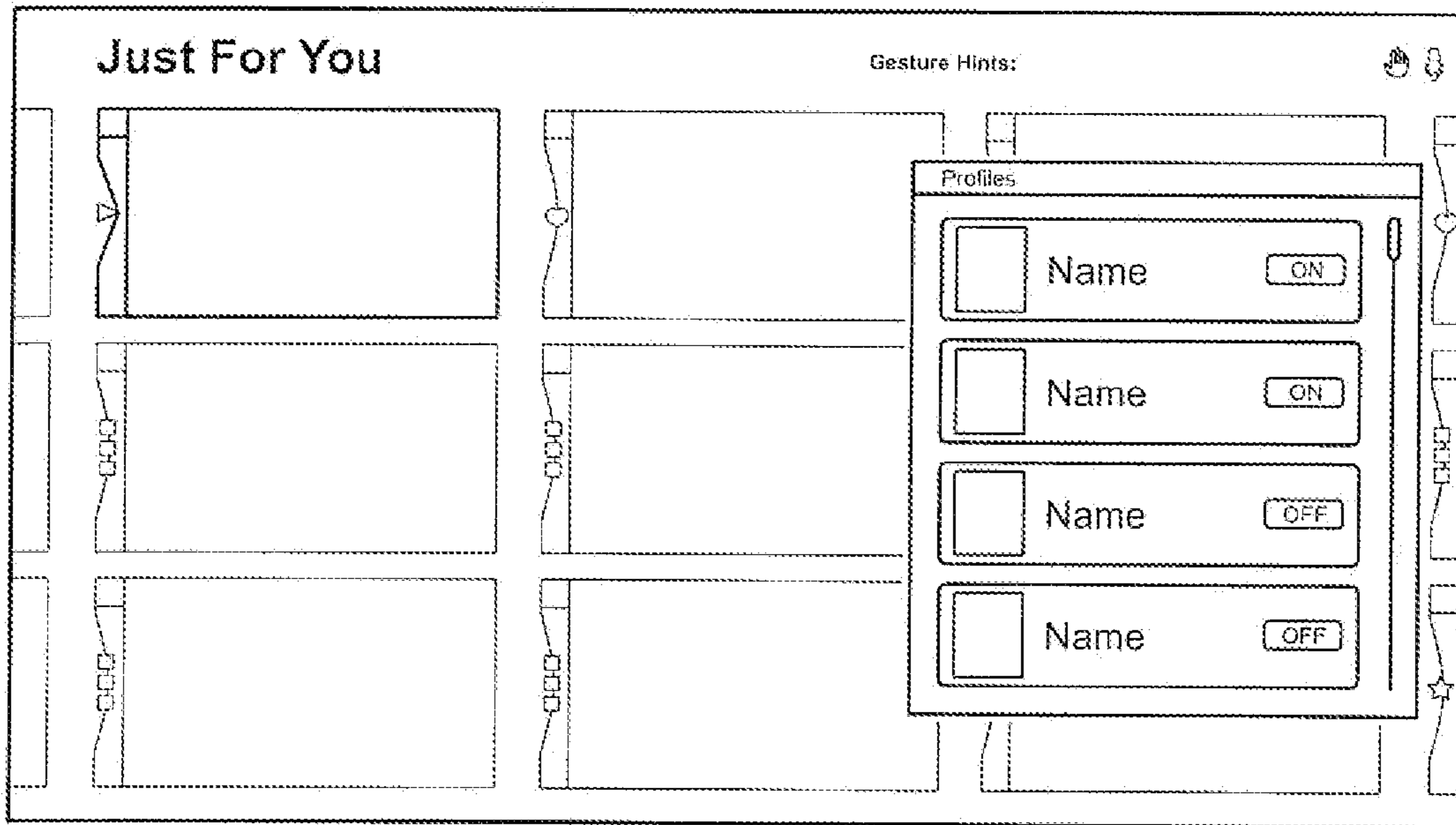


FIG. 3

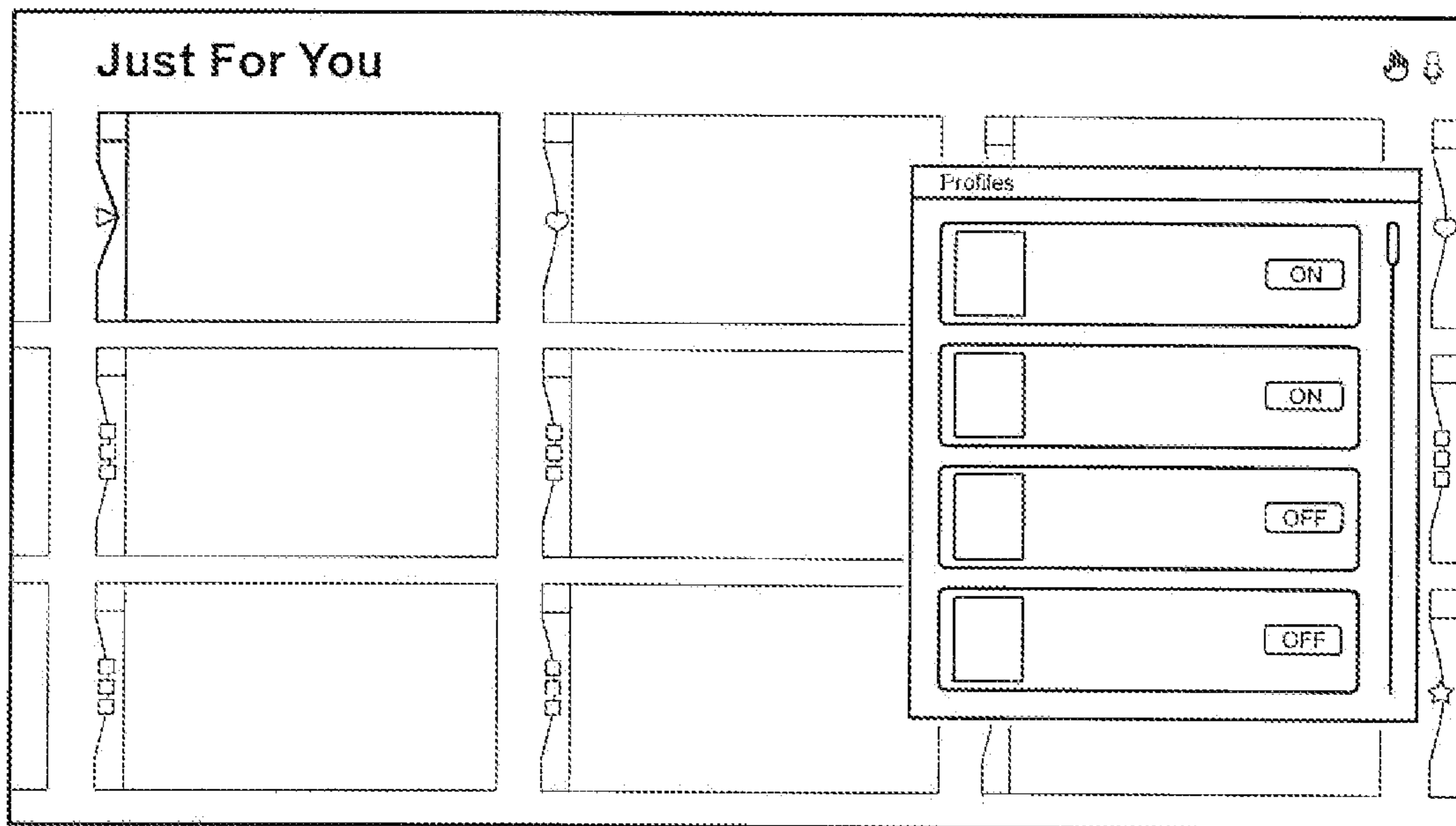


FIG. 4

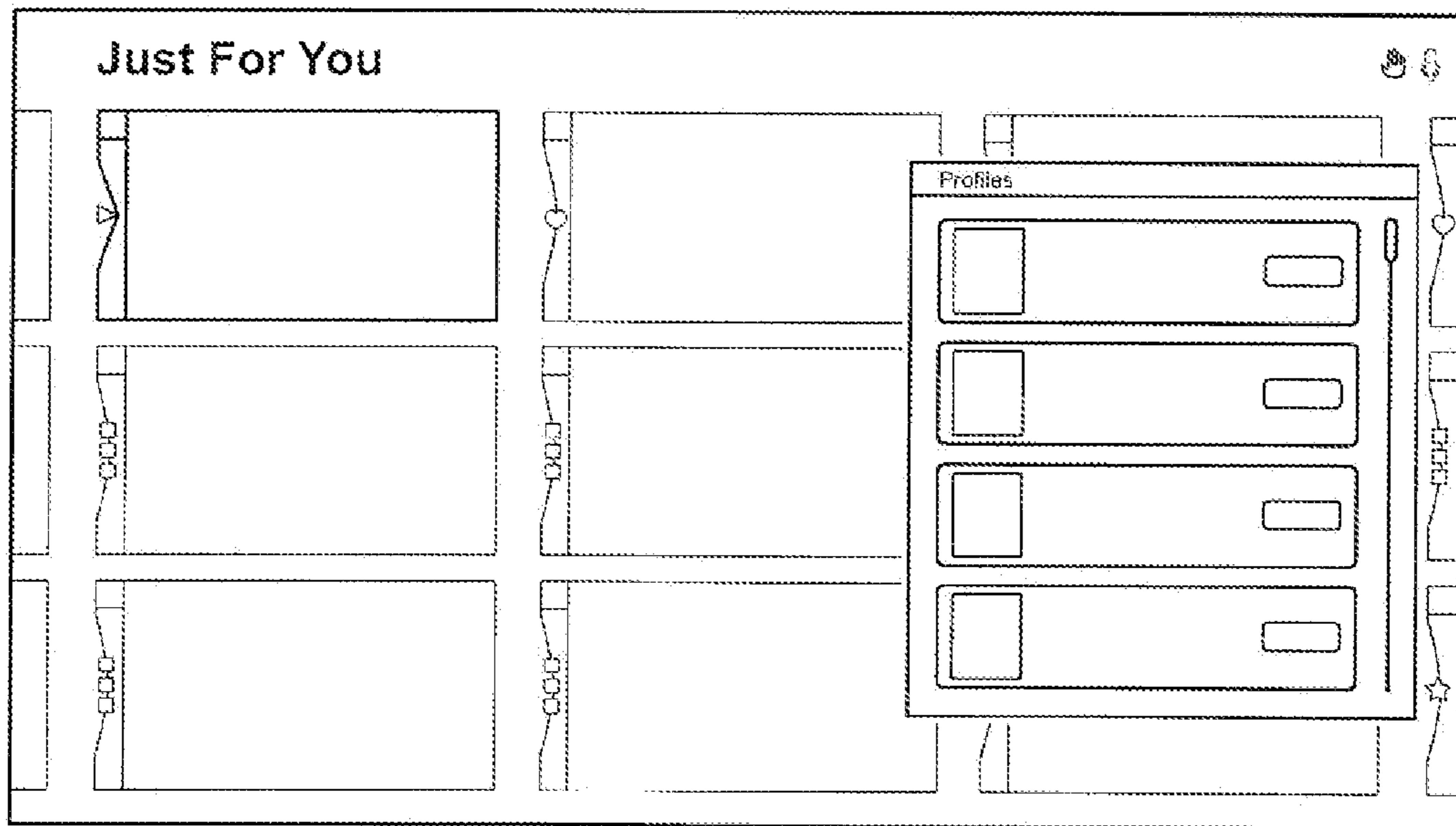


FIG. 5