



US00D682788S

(12) **United States Design Patent**
Diehl et al.

(10) **Patent No.:** **US D682,788 S**

(45) **Date of Patent:** **** May 21, 2013**

(54) **INPUT SELECTION MECHANISM**

(75) Inventors: **William Diehl**, Dove Canyon, CA (US);
Sonny Windstrup, Copenhagen (DK)

(73) Assignee: **Greenwave Reality PTE, Ltd.**,
Singapore (SG)

(**) Term: **14 Years**

(21) Appl. No.: **29/366,846**

(22) Filed: **Jul. 30, 2010**

(51) **LOC (9) Cl.** **13-03**

(52) **U.S. Cl.**
USPC **D13/137.1**

(58) **Field of Classification Search** ... D13/137.1–137.4,
D13/139.1–139.8, 160, 162, 164, 178, 184,
D13/199; 361/118, 119; 439/106–108, 188,
439/535, 650–654

See application file for complete search history.

(56) **References Cited**

U.S. PATENT DOCUMENTS

D50,366 S *	2/1917	Thomas	D13/178
D78,966 S *	7/1929	Conner	D13/139.7
D285,065 S *	8/1986	Bobrovniczky	D13/139.8
D307,541 S *	5/1990	Tres	D8/396
D381,315 S *	7/1997	Harold	D13/139.4
5,700,150 A *	12/1997	Morin	439/4
D397,086 S *	8/1998	Lin	D13/137.2
D428,327 S *	7/2000	Stekelenburg	D8/359
D469,405 S *	1/2003	Nieto et al.	D13/139.6
D482,326 S *	11/2003	Stekelenburg	D13/137.4
D574,332 S *	8/2008	Filban et al.	D13/162
D603,344 S *	11/2009	Pradhan	D13/162

D604,244 S *	11/2009	Kovacik et al.	D13/137.4
D621,358 S *	8/2010	Jimenez et al.	D13/139.1
D633,045 S *	2/2011	Cullen et al.	D13/139.8
D637,951 S *	5/2011	Perez	D13/108

* cited by examiner

Primary Examiner — Rosemary K Tarcza

(74) *Attorney, Agent, or Firm* — Bruce A. Young

(57) **CLAIM**

The ornamental design for an input selection mechanism, as shown and described.

DESCRIPTION

FIG. 1 is a front, right and bottom perspective view of the input selection mechanism, showing a networked device in broken lines;

FIG. 2 shows a bottom plan view of the input selection device, showing a networked device in broken lines;

FIG. 3 shows a right side elevational view of the input selection device, showing a networked device in broken lines;

FIG. 4 shows a top plan view of the input selection mechanism, showing a networked device in broken lines with no part of the input selection visible;

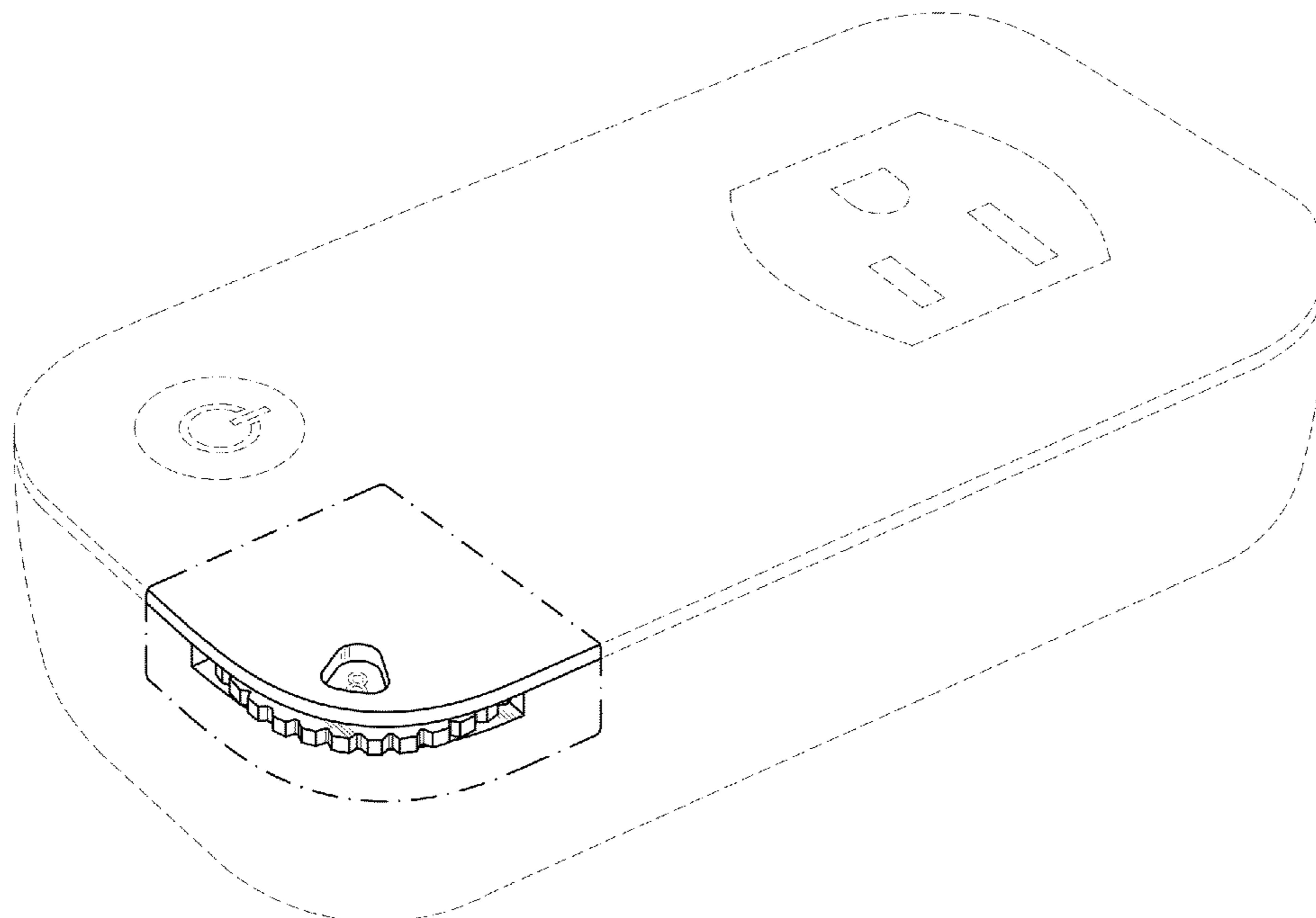
FIG. 5 shows a left side elevational view of the input selection mechanism, showing a networked device in broken lines with no part of the input selection visible;

FIG. 6 shows a front plan view of the input selection mechanism, showing a networked device in broken lines; and,

FIG. 7 shows a rear elevational view of the input selection mechanism, showing a networked device in broken lines.

The broken lines showing parts of the case, power socket and power plug, are for illustrative purposes only, and form no part of the claimed design. The dash-dot lines are included to represent the boundaries of the claimed design and form no part of the claimed design.

1 Claim, 4 Drawing Sheets



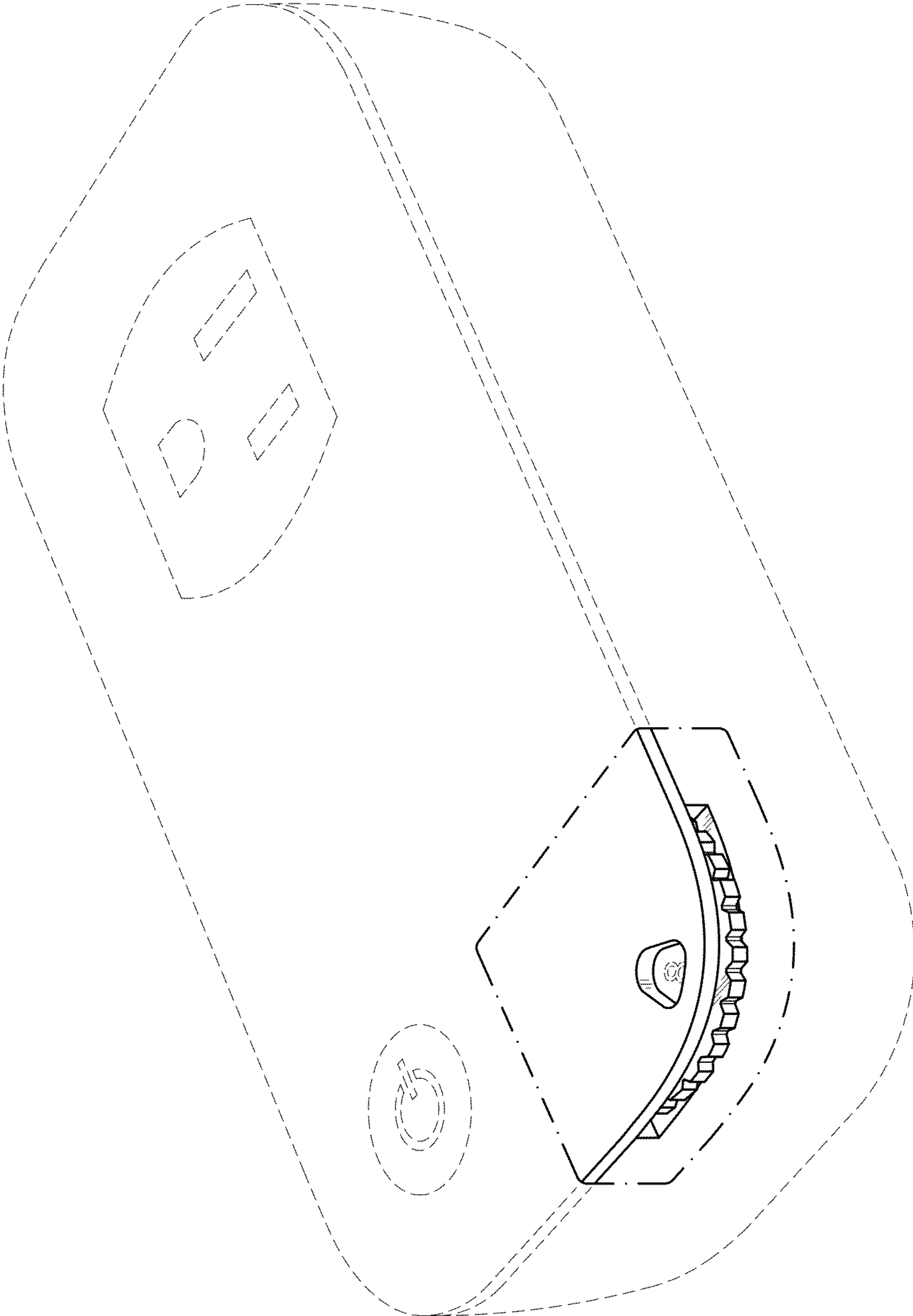


FIG. 1

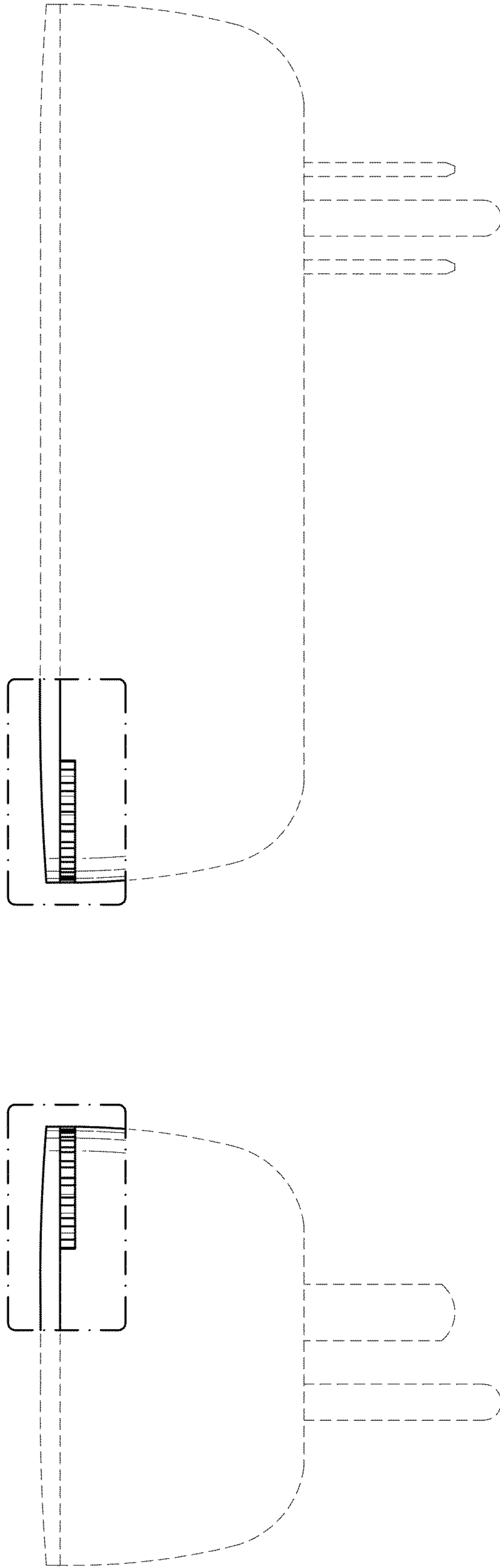


FIG. 3

FIG. 2

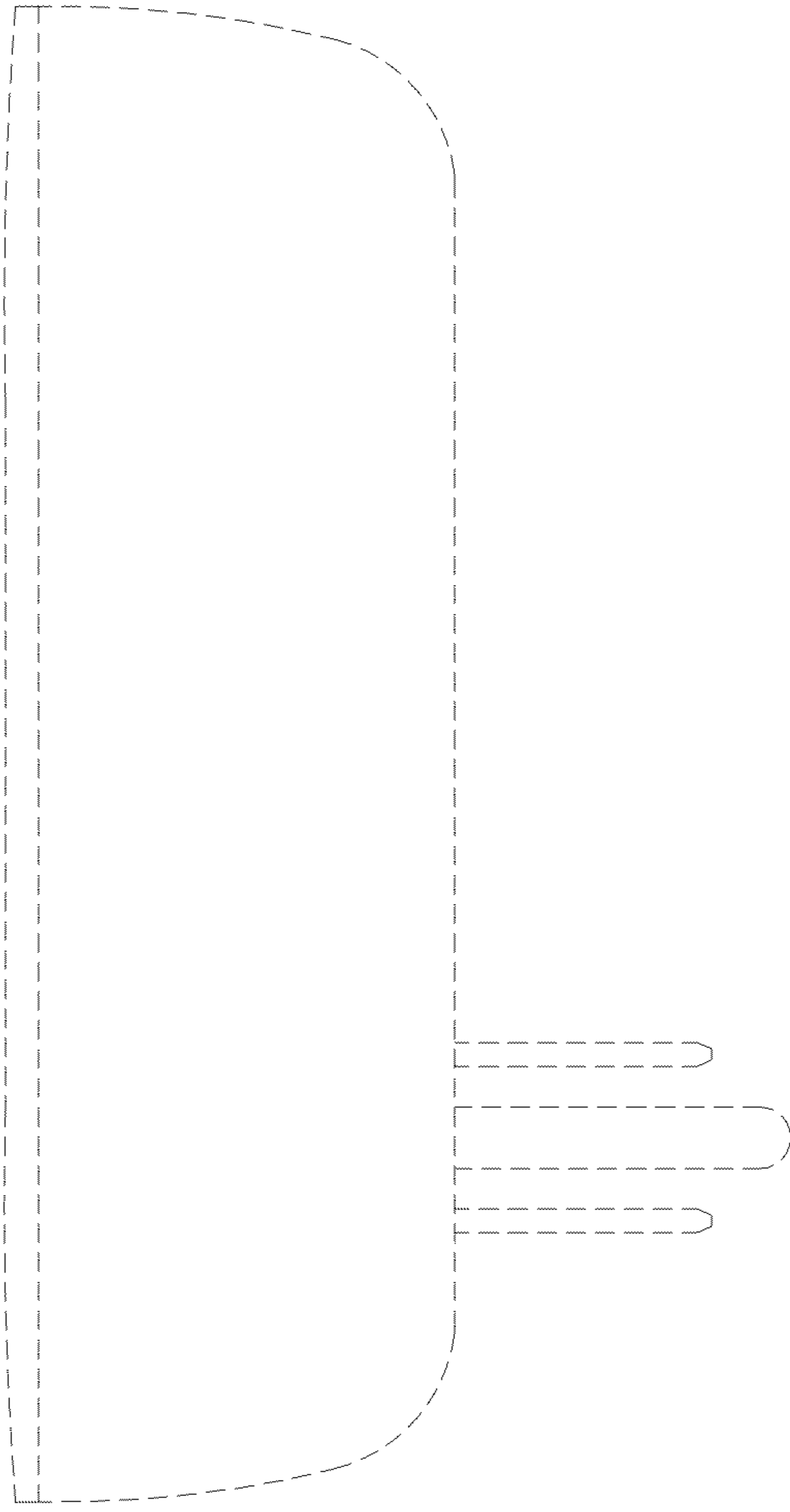


FIG. 5

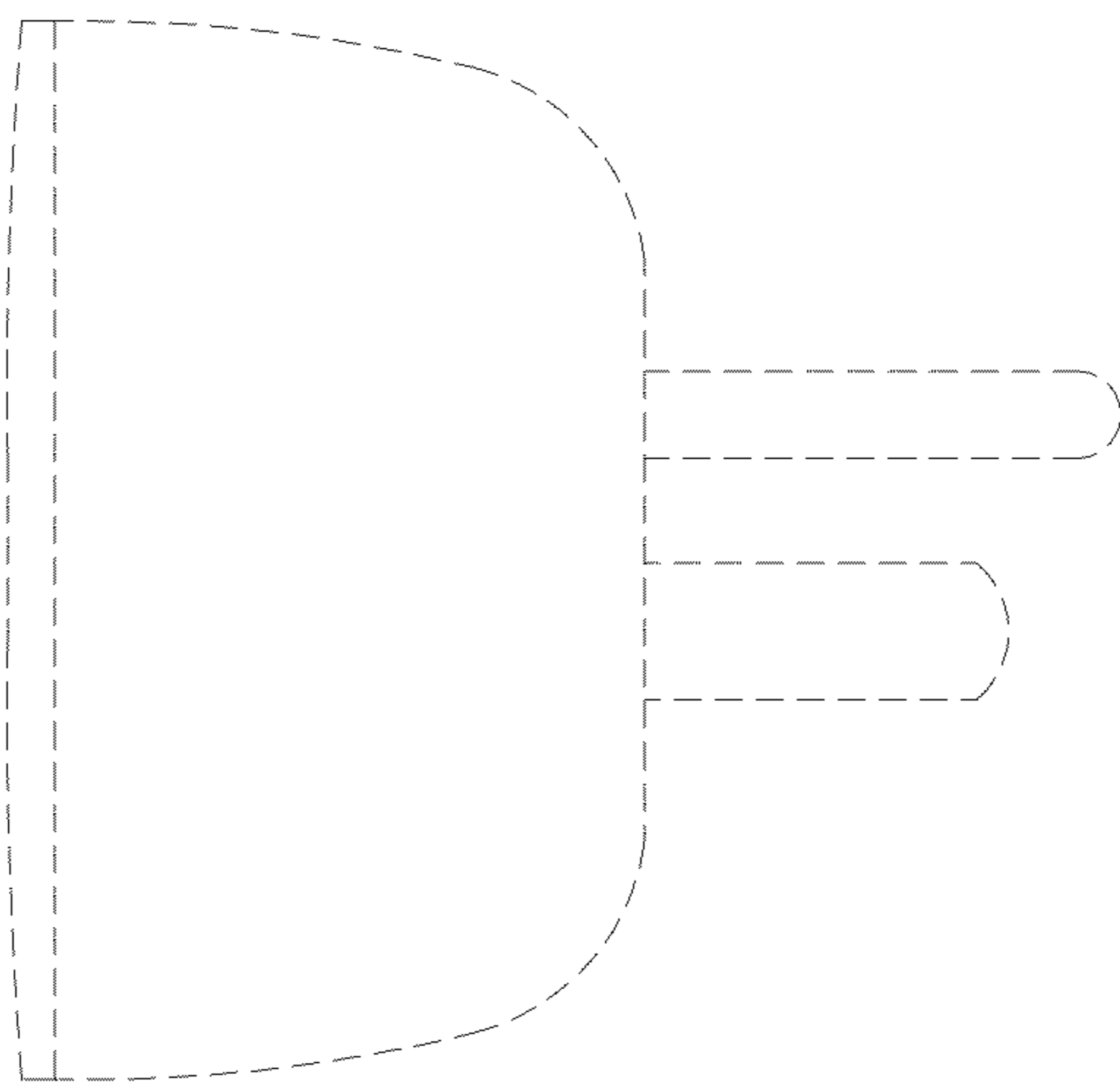


FIG. 4

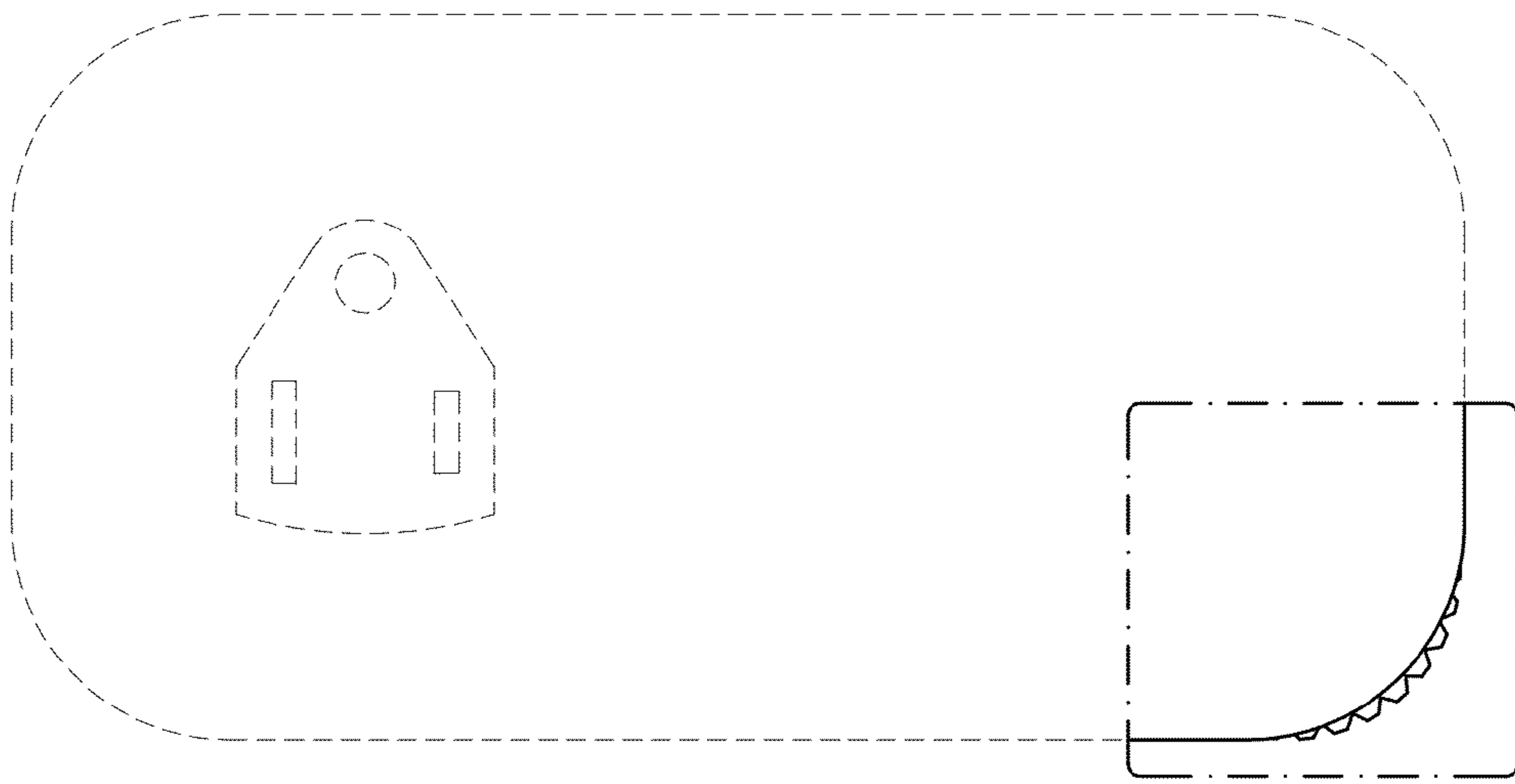


FIG. 6

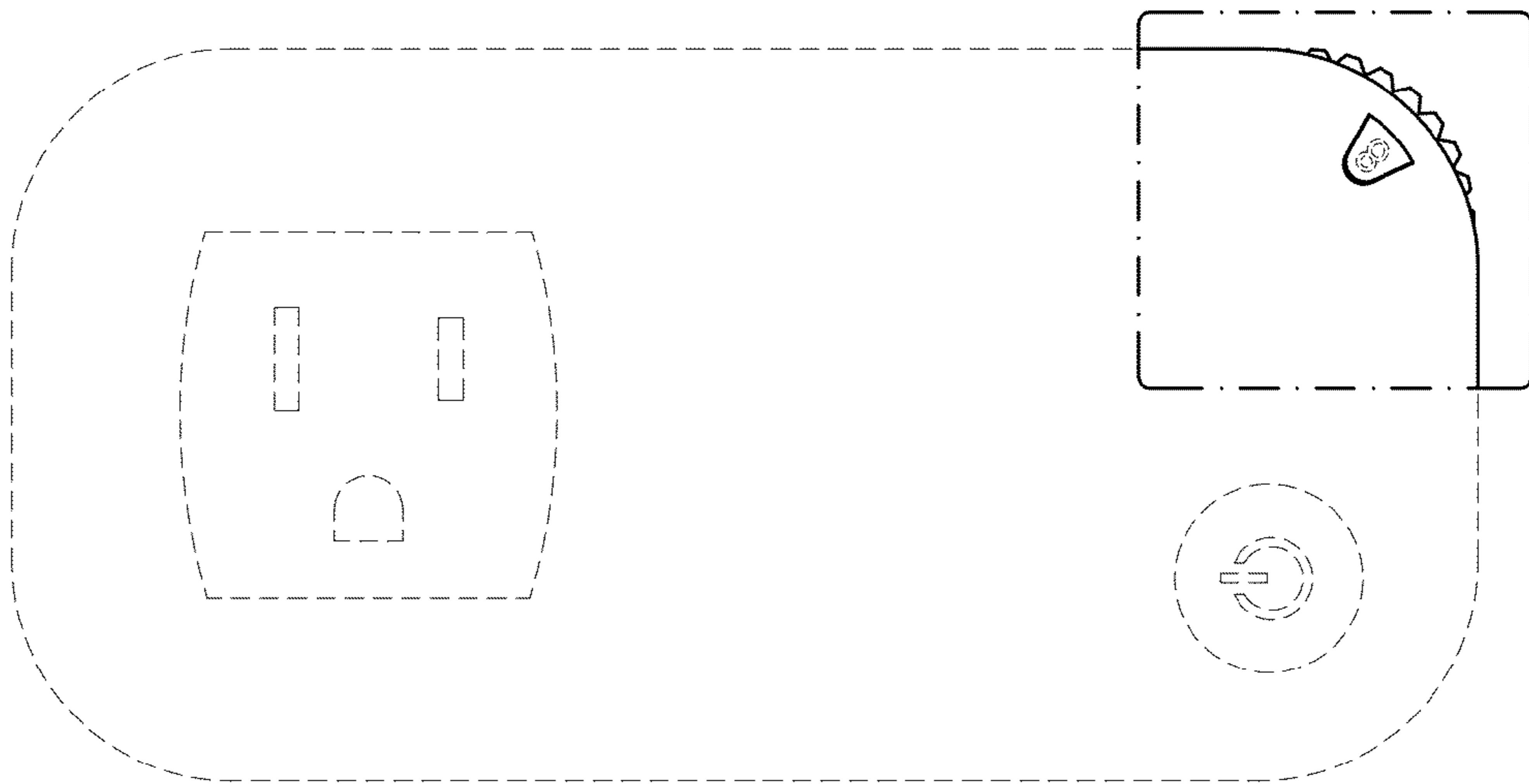


FIG. 7