



US00D682774S

(12) **United States Design Patent**  
**Nagayasu et al.**

(10) **Patent No.:** **US D682,774 S**

(45) **Date of Patent:** **\*\* May 21, 2013**

(54) **AUTOMOBILE TIRE TREAD**

(75) Inventors: **Masaaki Nagayasu**, Hiratsuka (JP);  
**Yoshimasa Hashimoto**, Hiratsuka (JP);  
**Hiroshi Furusawa**, Hiratsuka (JP);  
**Kenichiro Endo**, Tokyo (JP); **Kenichi Sato**, Tokyo (JP)

(73) Assignee: **The Yokohama Rubber Co., Ltd.**,  
Tokyo (JP)

(\*\*) Term: **14 Years**

(21) Appl. No.: **29/402,130**

(22) Filed: **Sep. 21, 2011**

(30) **Foreign Application Priority Data**

Mar. 23, 2011 (JP) ..... 2011-006519

(51) **LOC (9) Cl.** ..... **12-16**

(52) **U.S. Cl.**  
USPC ..... **D12/531**

(58) **Field of Classification Search**  
USPC ..... D12/505-532; 152/209.1, 209.8,  
152/209.9, 209.12, 209.18, 209.25  
See application file for complete search history.

(56) **References Cited**

**U.S. PATENT DOCUMENTS**

D328,443 S *	8/1992	Maxwell et al.	.....	D12/514
D331,379 S *	12/1992	Nakao et al.	.....	D12/511
D483,005 S *	12/2003	Hirai	.....	D12/519
D483,319 S *	12/2003	Abe	.....	D12/518
D505,380 S	5/2005	Sugitani		
D506,179 S	6/2005	Iga		
D506,971 S	7/2005	Iga		
D507,233 S	7/2005	Daisho		
D507,520 S	7/2005	Oyama		
D508,890 S	8/2005	Sugitani		

D510,065 S	9/2005	Kuramochi
D510,903 S	10/2005	Kuramochi
D510,904 S	10/2005	Saito
D511,133 S	11/2005	Furusawa
D511,739 S	11/2005	Yamane

(Continued)

**FOREIGN PATENT DOCUMENTS**

JP	2010255069	11/2010
JP	1417929	7/2011
JP	2011106974	9/2012

**OTHER PUBLICATIONS**

Pending U.S. Appl. No. 13/237,341, filed Aug. 2011.

(Continued)

*Primary Examiner* — George D Kirschbaum  
(74) *Attorney, Agent, or Firm* — RatnerPrestia

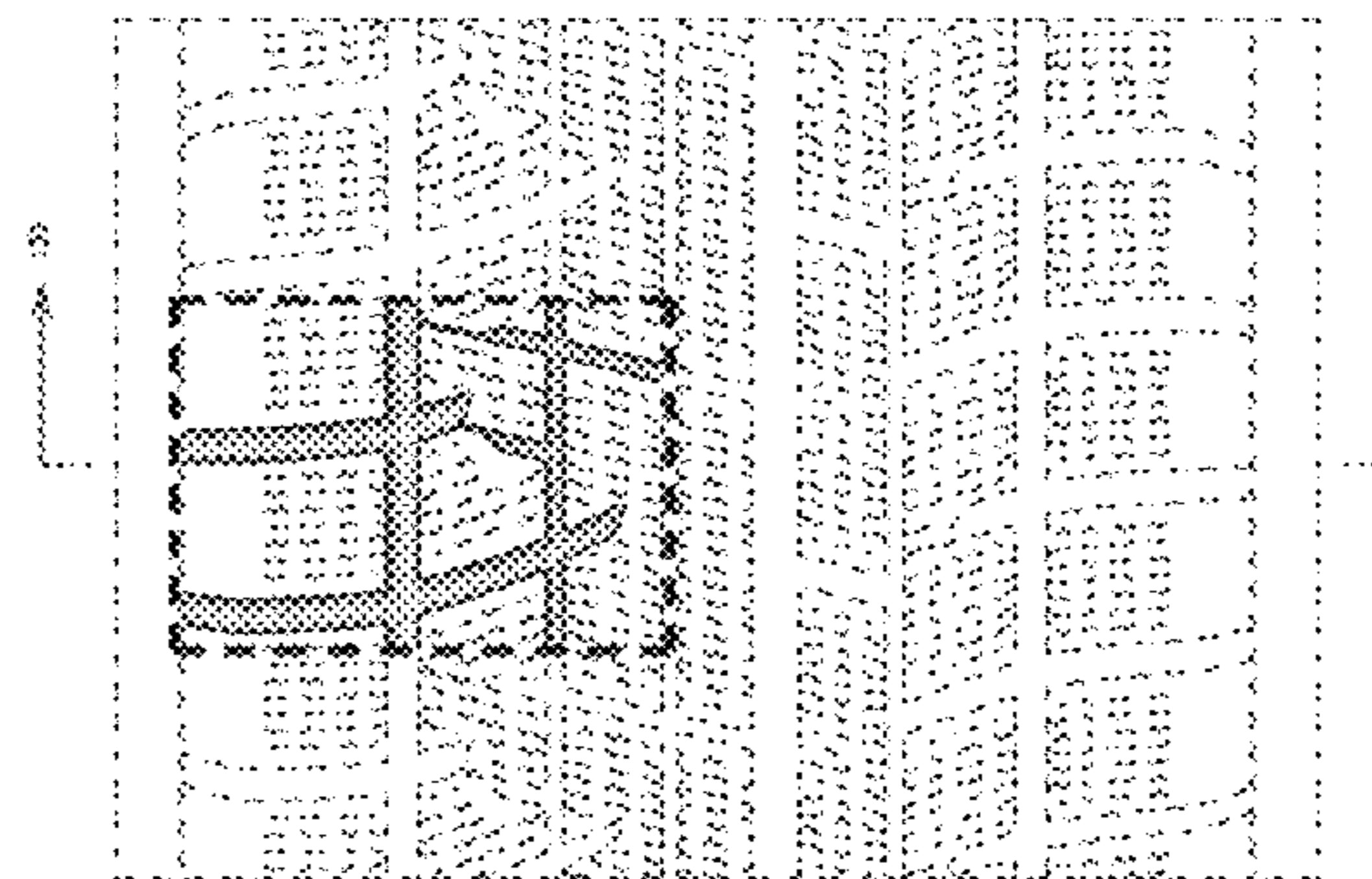
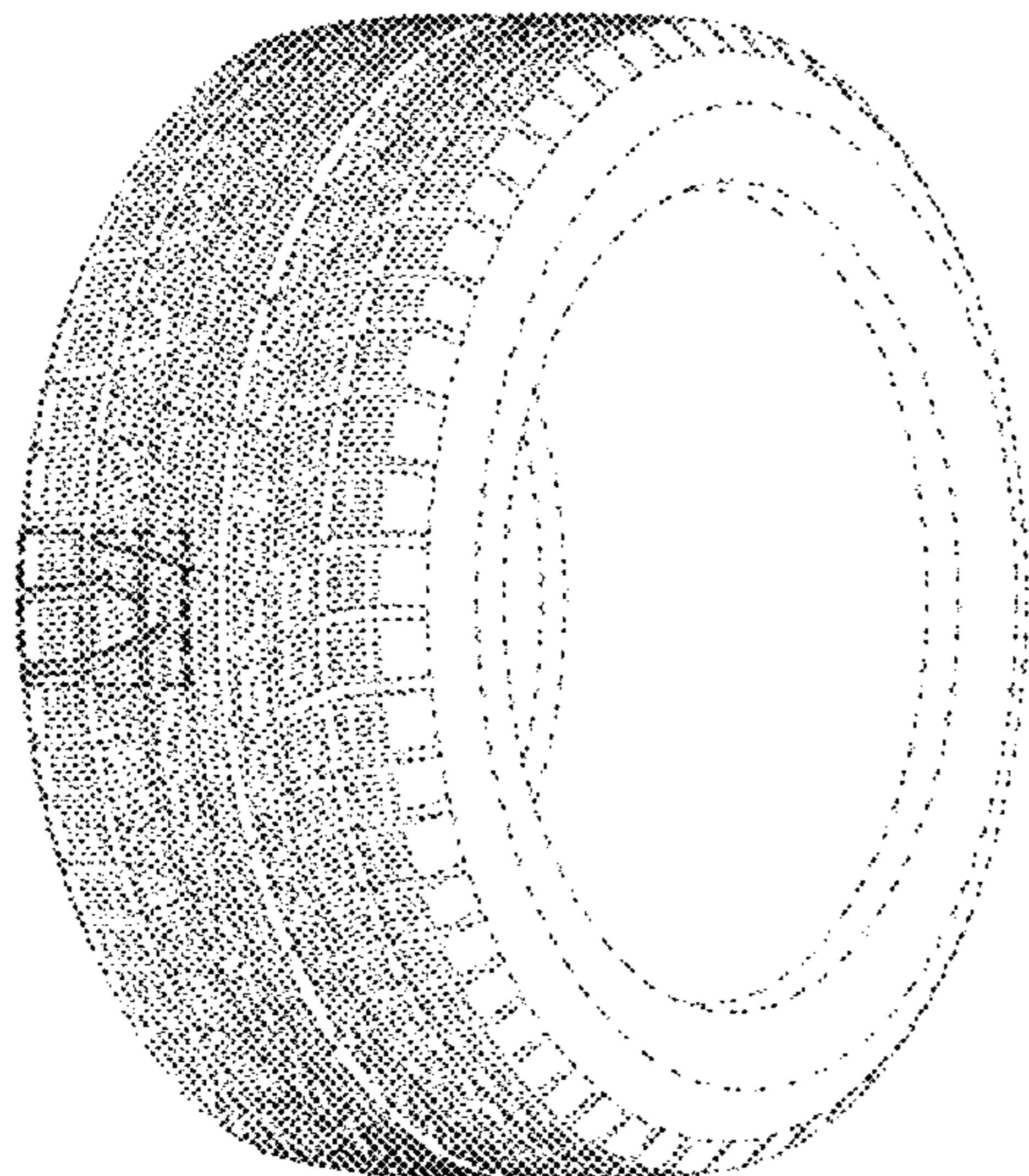
(57) **CLAIM**

The ornamental design for an automobile tire tread, as shown and described.

**DESCRIPTION**

FIG. 1 is a front perspective view of an automobile tire tread showing our new design;  
FIG. 2 is a front view thereof;  
FIG. 3 is a rear view thereof;  
FIG. 4 is a left side view thereof;  
FIG. 5 is an enlarged front view thereof, taken along lines 5-5 and in the direction of arrows in FIG. 2; and,  
FIG. 6 is a cross-sectional view thereof, taken along lines 6-6 and in the direction of arrows in FIG. 5.  
The broken line showing of the sipes on the tire tread, the sidewalls, the inner beads, and the remainder of the tire outside the boundary lines shown in FIGS. 1, 2, and 4-6 is included for the purpose of depicting environmental subject matter only and forms no part of the claimed design.

**1 Claim, 4 Drawing Sheets**



# US D682,774 S

Page 2

---

## U.S. PATENT DOCUMENTS

D512,014 S 11/2005 Ishida  
D516,997 S 3/2006 Furusawa  
D519,075 S 4/2006 Kuramochi  
D519,443 S 4/2006 Saito  
D522,961 S 6/2006 Kuramochi  
D522,962 S 6/2006 Ishida  
D527,338 S 8/2006 Suzuki  
D528,972 S 9/2006 Saito  
D529,863 S 10/2006 Kuramochi  
D531,571 S 11/2006 Suzuki  
D534,485 S 1/2007 Nakamura  
D534,486 S 1/2007 Kuroda  
D535,610 S 1/2007 Morito  
D547,717 S 7/2007 Yamane  
D553,559 S 10/2007 Irie  
D554,576 S 11/2007 Suzuki  
D558,665 S 1/2008 Suzuki  
D561,682 S 2/2008 Ohki  
D566,036 S 4/2008 Sakai  
D581,864 S 12/2008 Koishikawa  
D585,362 S 1/2009 Honda  
D587,189 S 2/2009 Hata

D588,521 S 3/2009 Tomatsu  
D592,127 S 5/2009 Niwa  
D593,934 S 6/2009 Niwa  
D593,935 S 6/2009 Niwa  
D595,219 S 6/2009 Yamakawa  
D598,364 S 8/2009 Tomatsu  
D599,274 S 9/2009 Sakai  
D599,275 S 9/2009 Kojima  
D601,944 S 10/2009 Tomatsu  
D603,323 S 11/2009 Sakai  
D606,012 S 12/2009 Mori  
D607,810 S 1/2010 Oizumi  
D610,961 S 3/2010 Tokizaki  
D615,026 S 5/2010 Nakano  
D615,482 S 5/2010 Nakano  
D638,783 S 5/2011 Endou  
D639,727 S 6/2011 Tokizaki

## OTHER PUBLICATIONS

Pending U.S. Appl. No. 13/109,167, filed May 17, 2011.

\* cited by examiner

Fig. 1

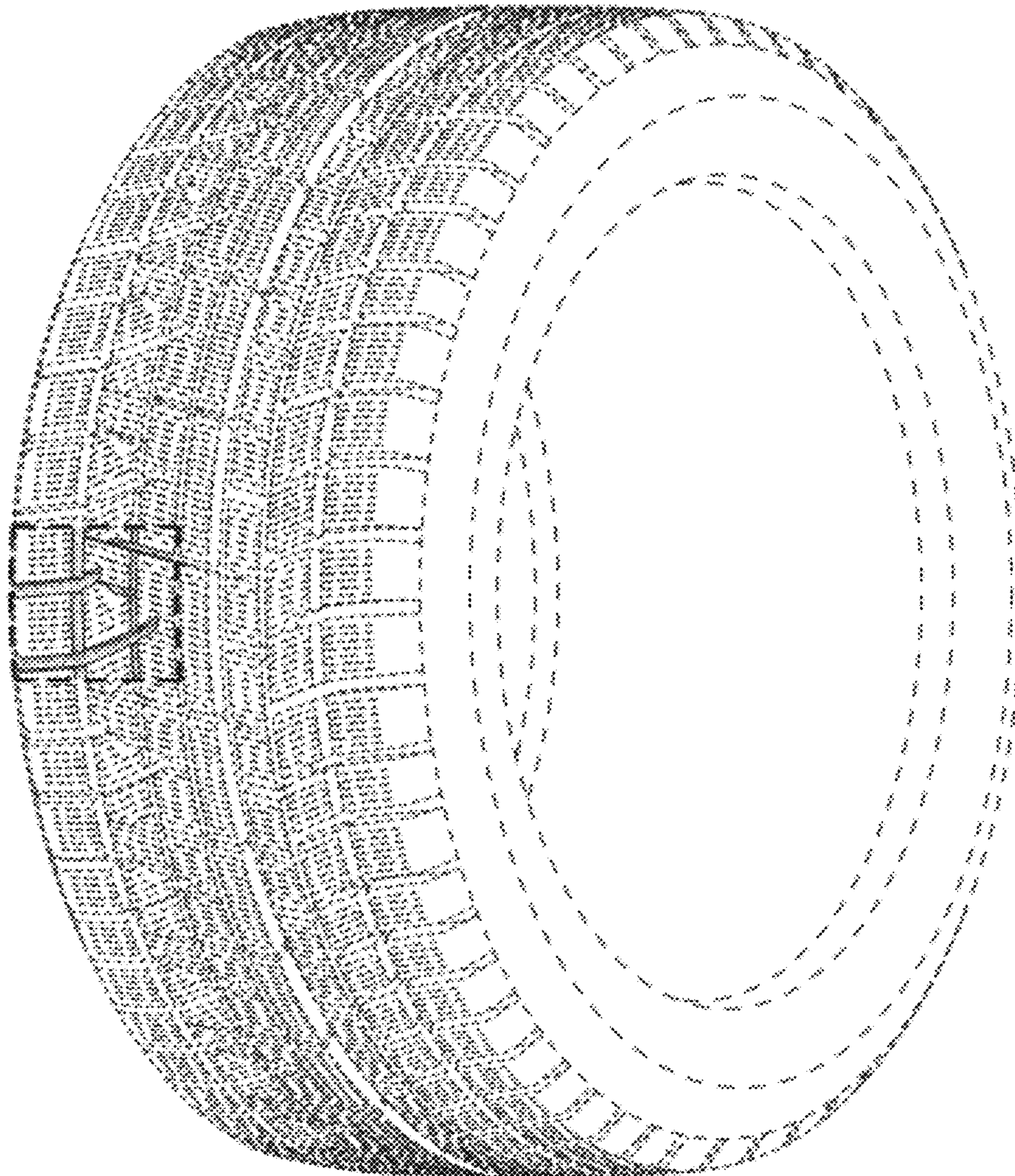


Fig. 2

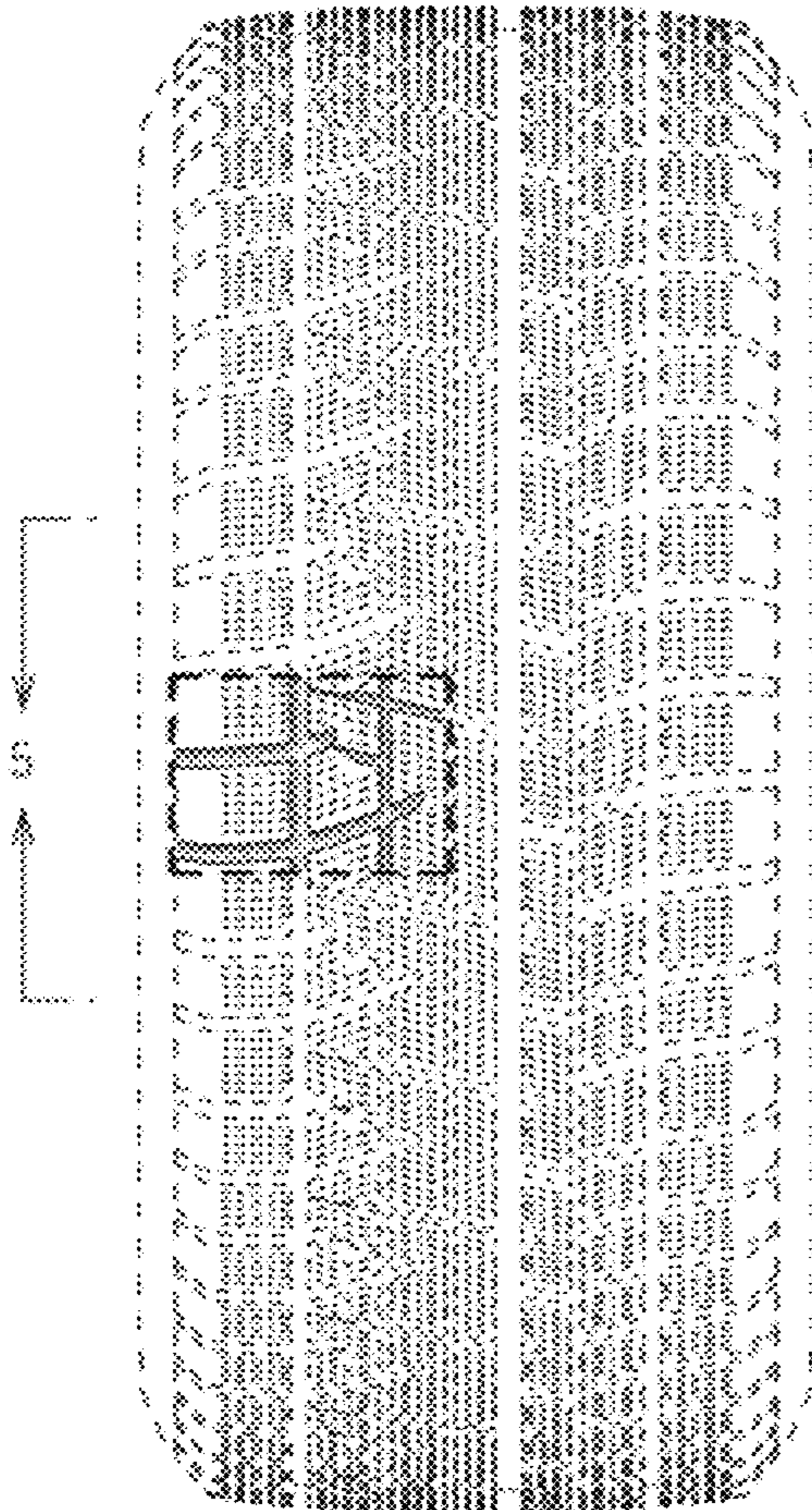


Fig. 3

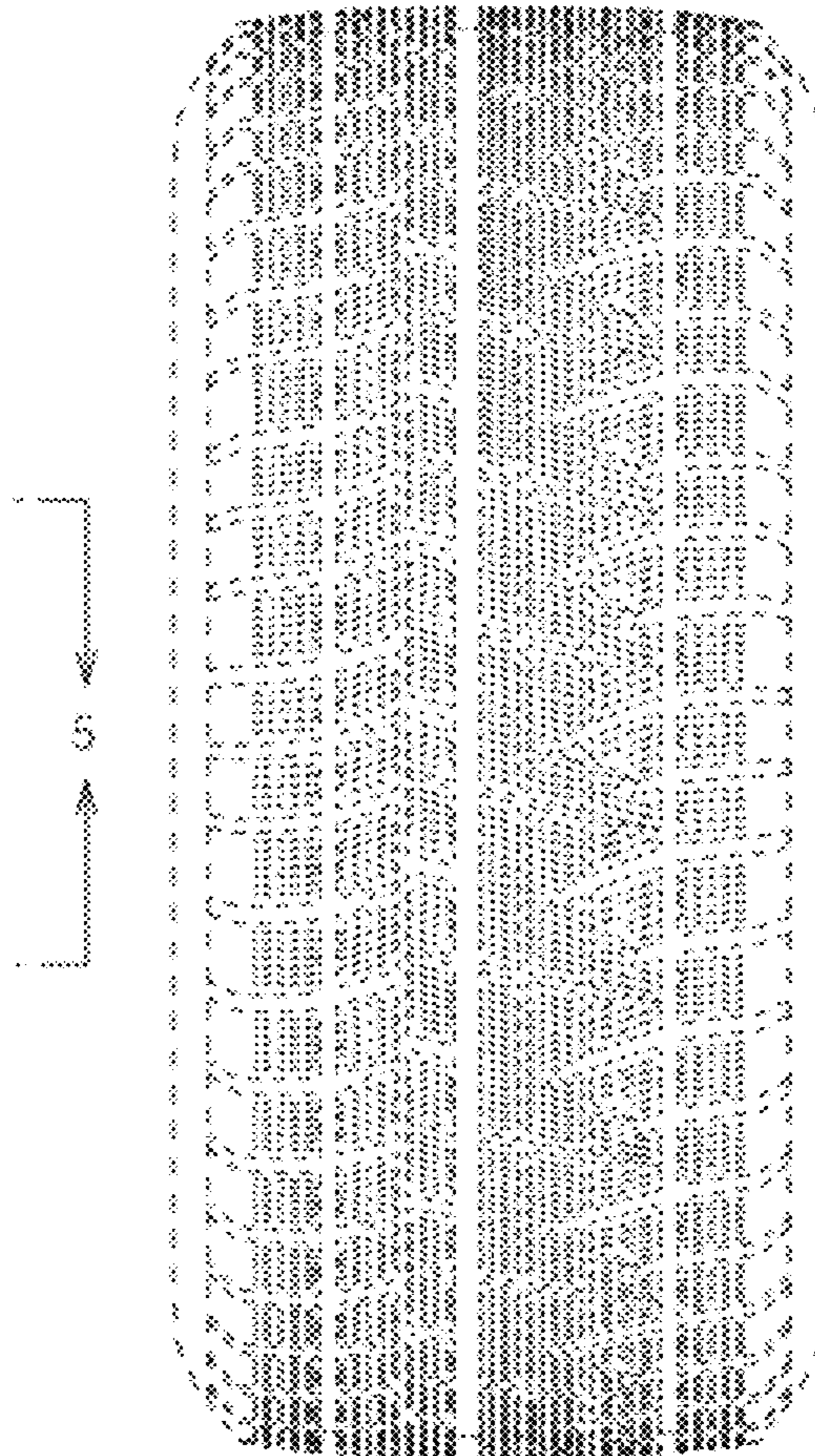


Fig.4

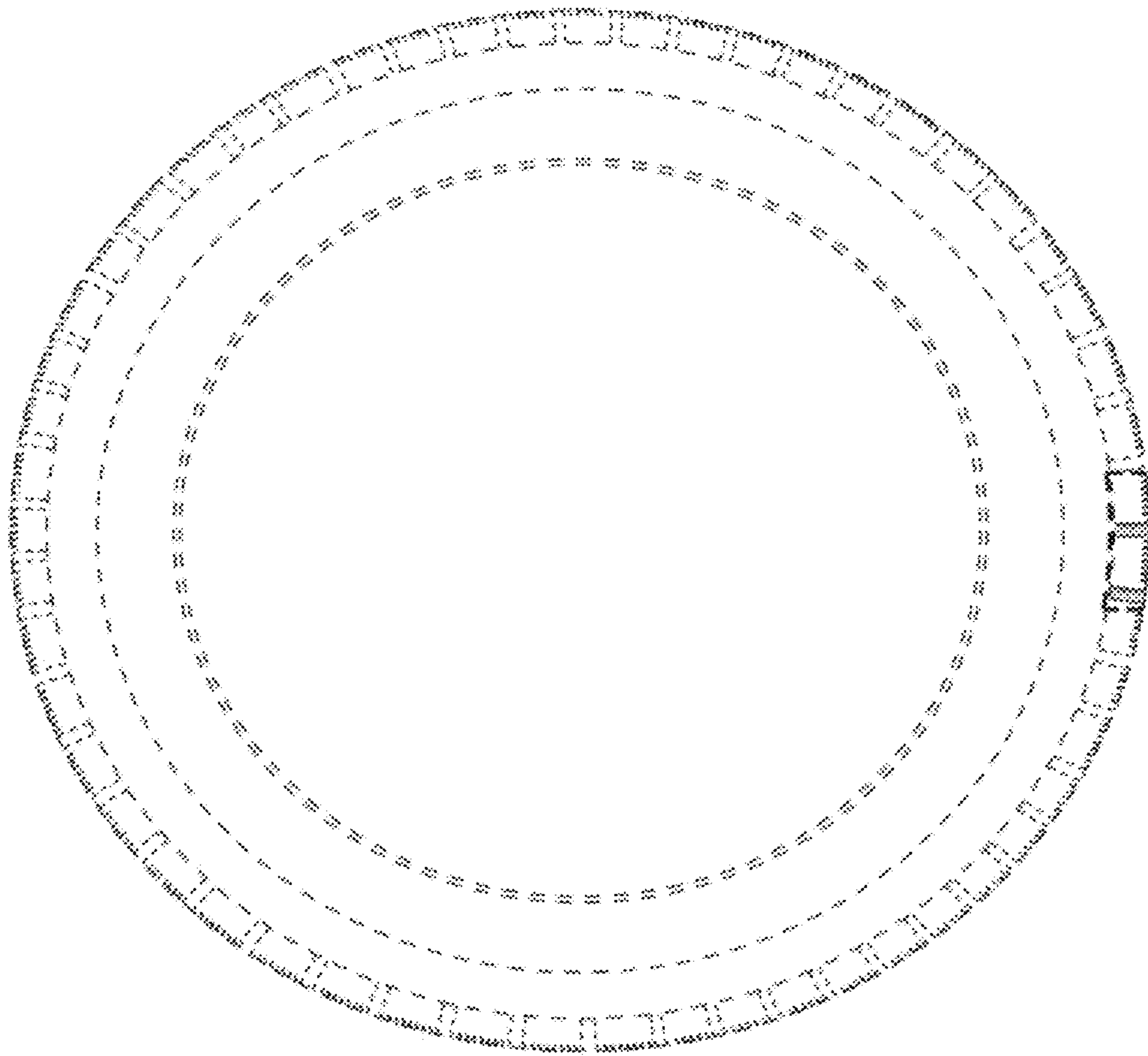


Fig. 5

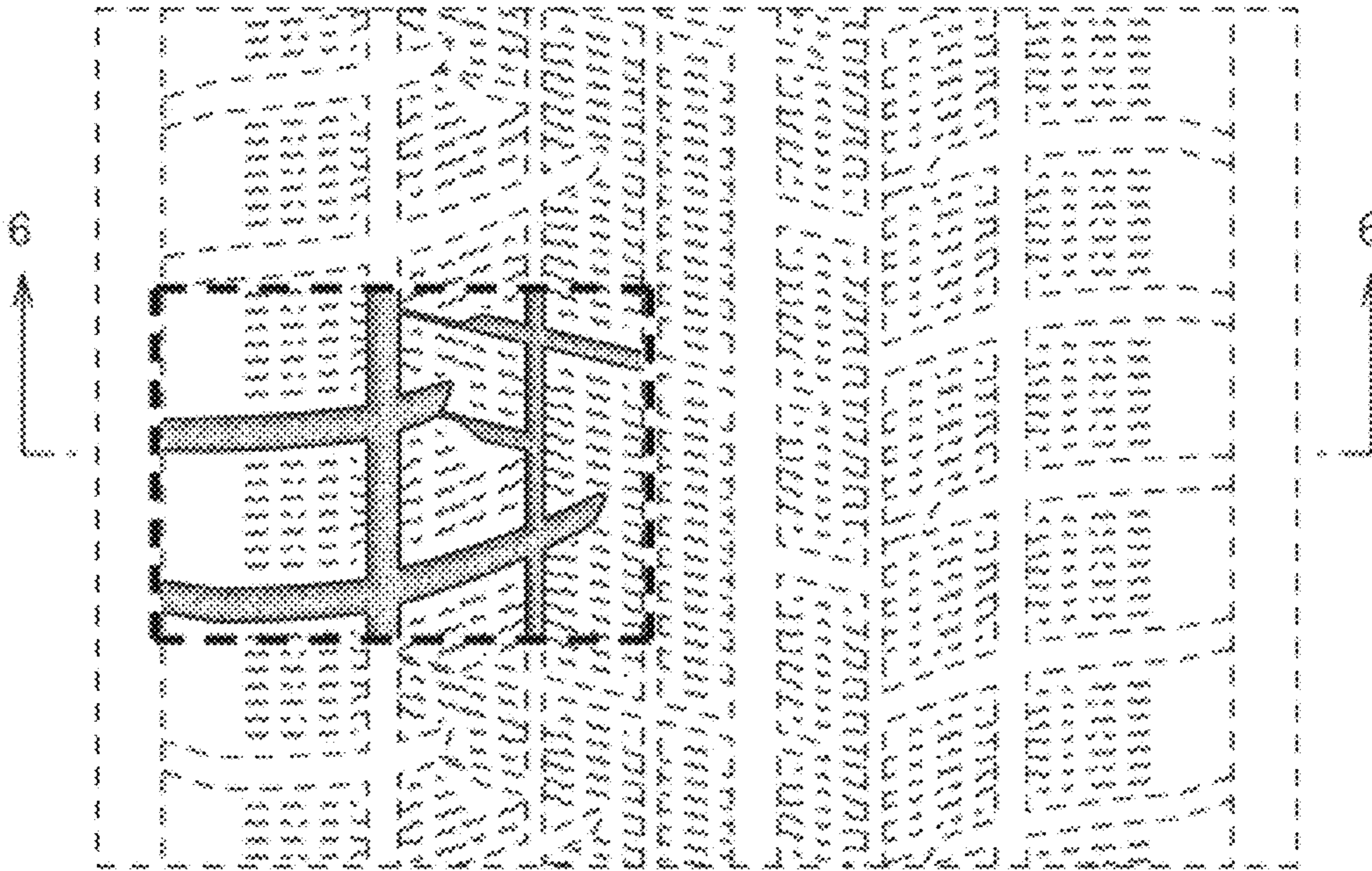


Fig. 6

