



US00D682730S

(12) **United States Design Patent**
Bennett

(10) **Patent No.:** **US D682,730 S**

(45) **Date of Patent:** **** May 21, 2013**

(54) **PENDANT**

(75) **Inventor:** **Yvonna Elaina Bennett**, Orland, CA
(US)

(73) **Assignee:** **Yvonna Bennett**, Orland, CA (US)

(**) **Term:** **14 Years**

(21) **Appl. No.:** **29/374,877**

(22) **Filed:** **Oct. 21, 2011**

(51) **LOC (9) Cl.** **11-01**

(52) **U.S. Cl.**
USPC **D11/81**

(58) **Field of Classification Search** D11/1,
D11/2, 40–45, 49–58, 79–86, 100–104, 31;
D24/157; 446/389–392; D21/661
See application file for complete search history.

(56) **References Cited**

U.S. PATENT DOCUMENTS

D266,696	S *	10/1982	Crossley	D24/157
D277,606	S *	2/1985	Cebula	D24/157
D280,236	S *	8/1985	Crossley	D24/157
5,735,895	A *	4/1998	Rinehart	446/389
D448,317	S *	9/2001	North	D11/79
D458,685	S *	6/2002	Lumsden	D24/157
D473,943	S *	4/2003	Rinehart	D24/157
D495,270	S *	8/2004	Sahakyan et al.	D11/103
7,503,827	B2 *	3/2009	Alfaro	446/389

D652,759	S *	1/2012	Bennett	D11/81
D662,005	S *	6/2012	Bennett	D11/40
D665,693	S *	8/2012	Bennett	D11/40
D670,191	S *	11/2012	Bennett	D11/40
D671,439	S *	11/2012	Bennett	D11/40
D672,681	S *	12/2012	Bennett	D11/40
D674,719	S *	1/2013	Bennett	D11/40
D674,720	S *	1/2013	Bennett	D11/40
2004/0097166	A1 *	5/2004	Maddocks et al.	446/392
2005/0064783	A1 *	3/2005	Alfaro	446/392

* cited by examiner

Primary Examiner — Jennifer Rivard

Assistant Examiner — Melanie Pellegrini

(57) **CLAIM**

The ornamental design for a pendant, as shown and described.

DESCRIPTION

This application claims the benefit of nonprovisional patent application Ser. No. 29/315,766 filed 2009 Sep. 28 by the present inventor.

FIG. 1 is a front and right side elevational perspective view of a pendant showing my new design.

FIG. 2 is a front top view thereof,

FIG. 3 is a left side view thereof,

FIG. 4 is a top pan view thereof; and,

FIG. 5 is a rear view thereof.

1 Claim, 2 Drawing Sheets




FIG. 1




FIG. 2




FIG. 3

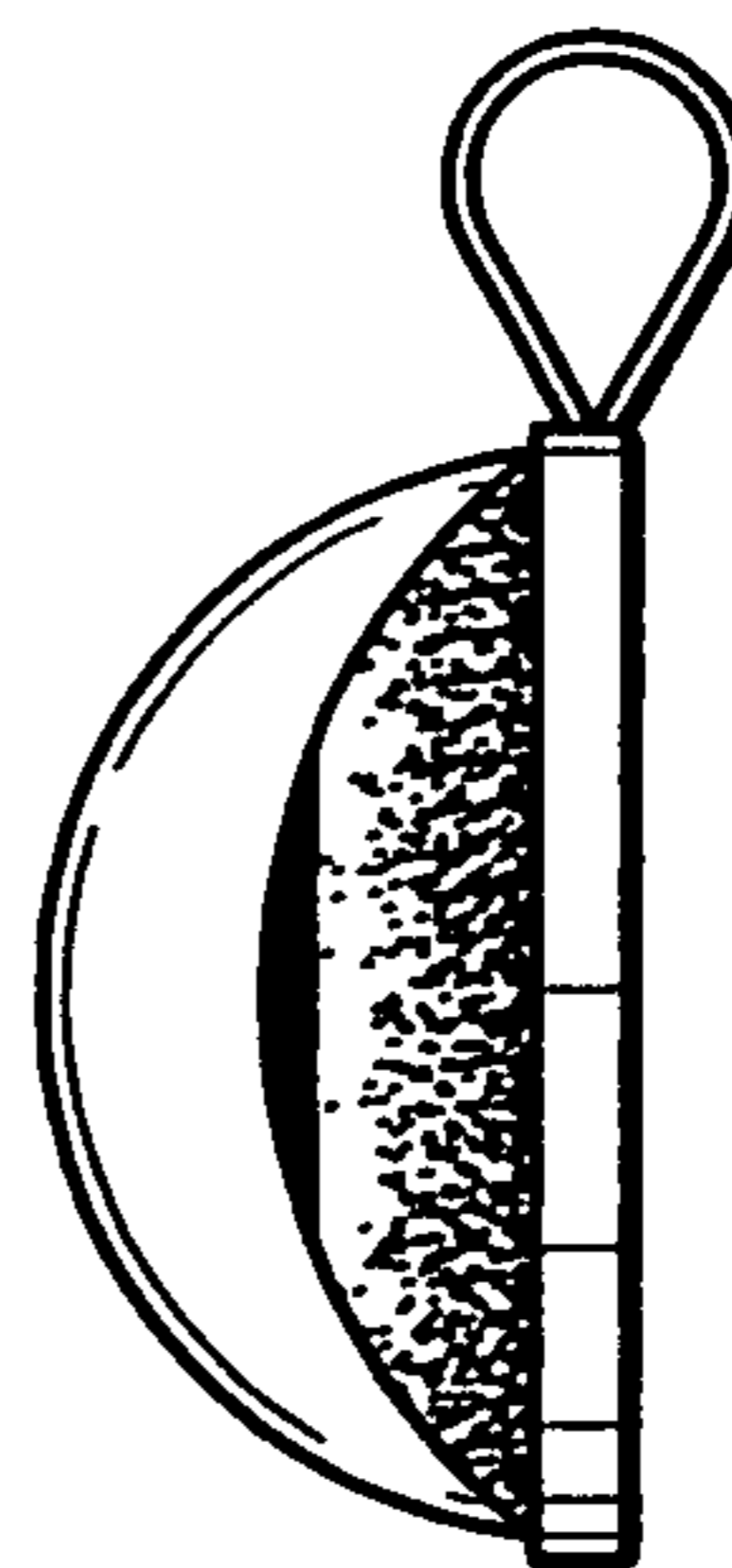


FIG. 4

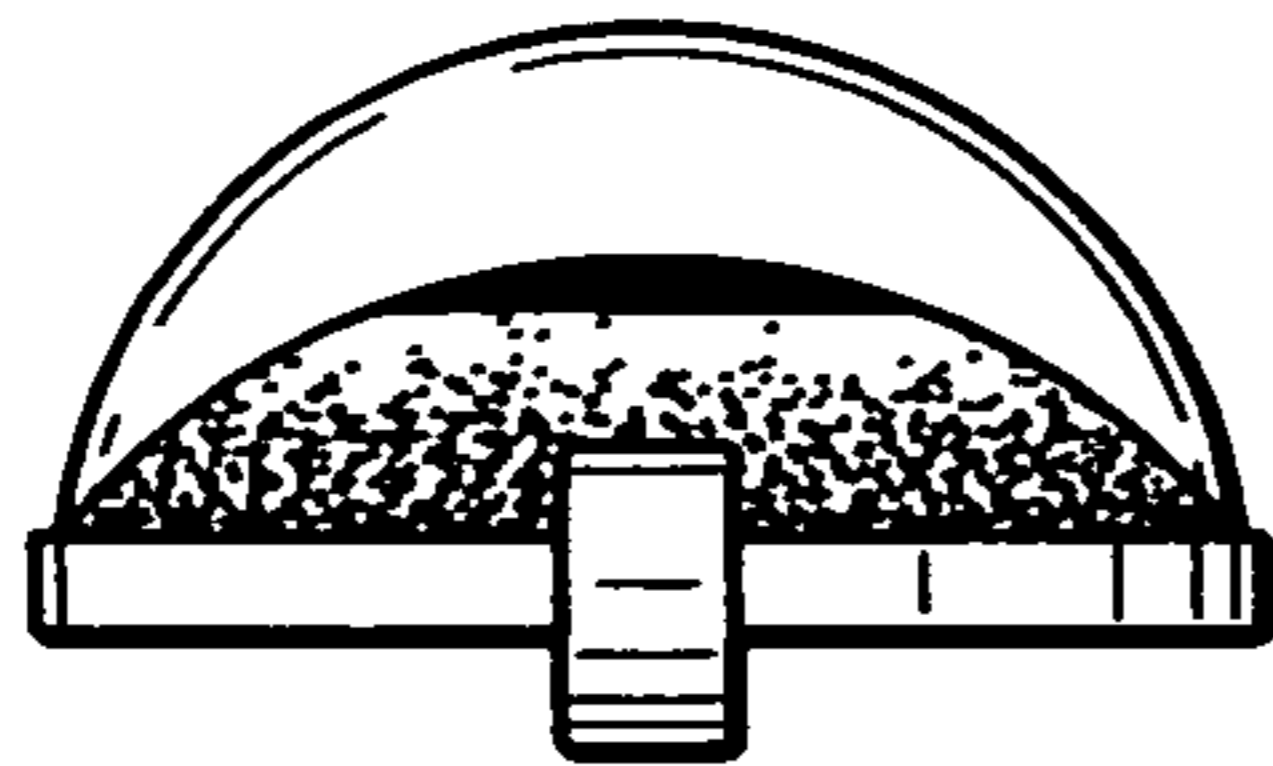


FIG. 5

