



US00D682727S

(12) **United States Design Patent**
Bulgari

(10) **Patent No.:** **US D682,727 S**

(45) **Date of Patent:** **** May 21, 2013**

(54) **BRACELET**

(75) Inventor: **Paolo Bulgari**, Rome (IT)

(73) Assignee: **Bulgari S.p.A.**, Rome (IT)

(**) Term: **14 Years**

(21) Appl. No.: **29/428,792**

(22) Filed: **Aug. 3, 2012**

(30) **Foreign Application Priority Data**

Mar. 27, 2012 (WO) DM/078 037

(51) **LOC (9) Cl.** **11-01**

(52) **U.S. Cl.**
USPC **D11/16**

(58) **Field of Classification Search** D11/1-39;
63/3, 3.1, 3.2, 15, 15.1-15.4, 15.45, 15.5,
63/15.6, 15.65, 26-28

See application file for complete search history.

(56) **References Cited**

U.S. PATENT DOCUMENTS

| | | | | | |
|-----------|-----|---------|----------|-------|--------|
| 1,701,610 | A * | 2/1929 | Forstner | | 63/4 |
| 2,322,461 | A * | 6/1943 | Mariano | | 63/3 |
| 2,449,425 | A * | 9/1948 | Stieger | | 2/314 |
| D163,980 | S * | 7/1951 | Valcourt | | D11/17 |
| D304,430 | S * | 11/1989 | Bulgari | | D11/6 |
| D304,695 | S * | 11/1989 | Bulgari | | D11/15 |
| 5,081,852 | A * | 1/1992 | Cox | | 63/3 |
| D340,871 | S * | 11/1993 | Iwamura | | D10/32 |
| D340,879 | S * | 11/1993 | French | | D11/6 |

| | | | | | |
|----------|-----|---------|---------|-------|--------|
| D351,568 | S * | 10/1994 | Pandel | | D11/16 |
| D356,519 | S * | 3/1995 | Bulgari | | D11/6 |
| D443,547 | S * | 6/2001 | Kremer | | D11/6 |
| D463,308 | S * | 9/2002 | Skiles | | D11/3 |
| D502,661 | S * | 3/2005 | Rapport | | D11/3 |
| D503,646 | S * | 4/2005 | Rapport | | D11/3 |
| D508,216 | S * | 8/2005 | Hardy | | D11/34 |
| D567,131 | S * | 4/2008 | Bulgari | | D11/37 |
| D605,070 | S * | 12/2009 | Taylor | | D11/6 |

* cited by examiner

Primary Examiner — Jennifer Rivard

Assistant Examiner — Melanie Pellegrini

(74) *Attorney, Agent, or Firm* — Reising Ethington P.C.

(57) **CLAIM**

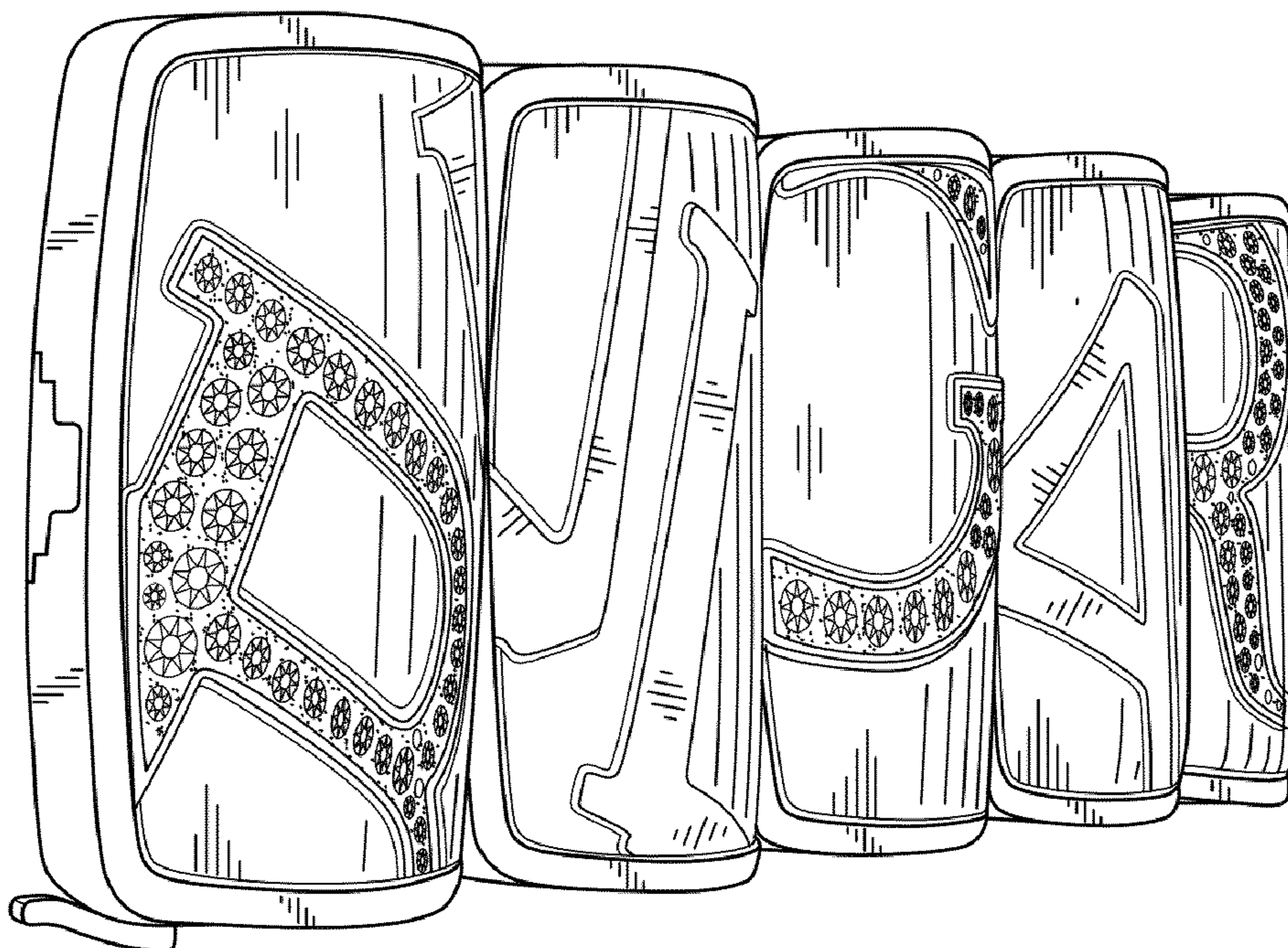
The ornamental design for a bracelet, as shown and described.

DESCRIPTION

FIG. 1 shows a perspective view of the bracelet;
FIG. 2 shows a front view of the bracelet;
FIG. 3 shows a left side view of the bracelet;
FIG. 4 shows a right side view of the bracelet;
FIG. 5 shows a top side view of the bracelet;
FIG. 6 shows a rear view of the bracelet as illustrated in FIG. 2; and,
FIG. 7 shows a bottom view of the bracelet as illustrated in FIG. 2.

The broken lines shown in the drawings represent unclaimed portions of the design and form no part thereof.

1 Claim, 2 Drawing Sheets



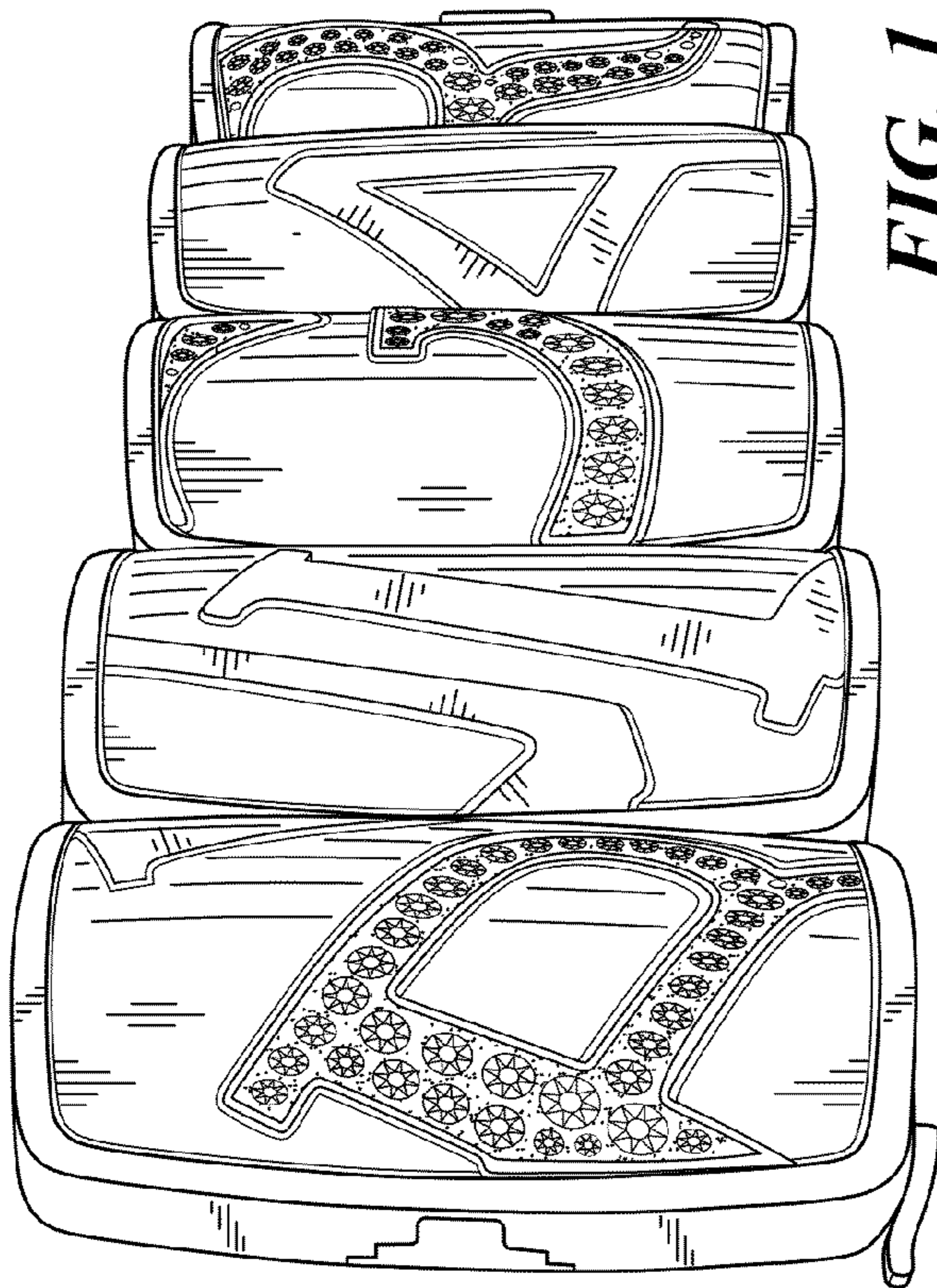


FIG. 1

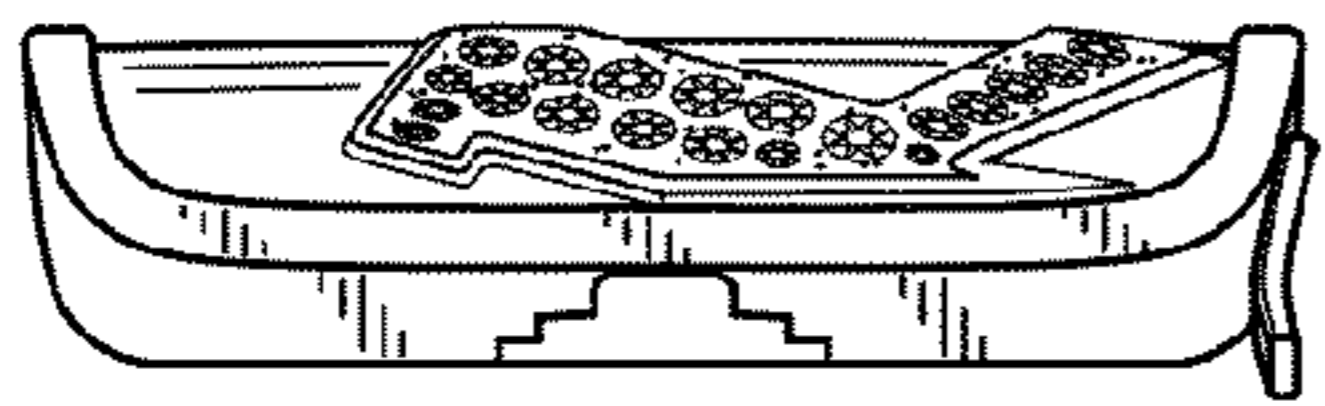


FIG. 3

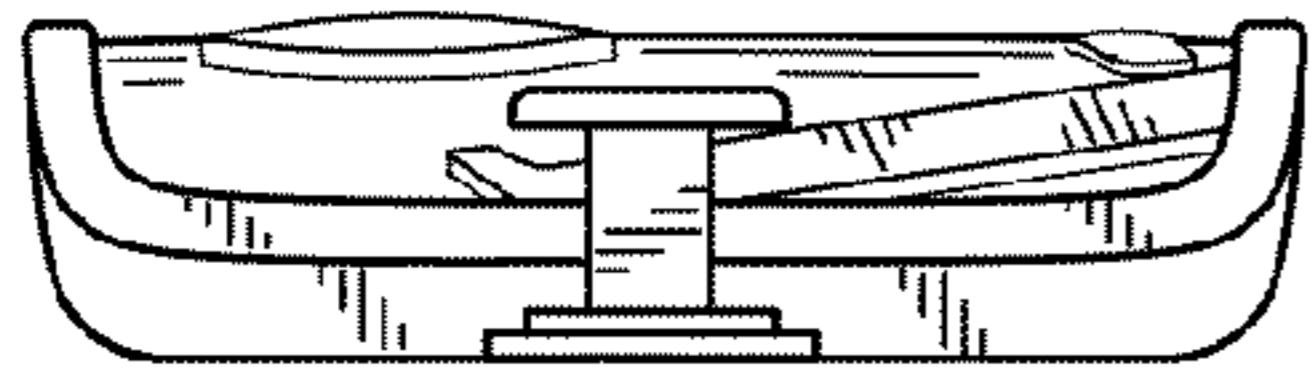


FIG. 4

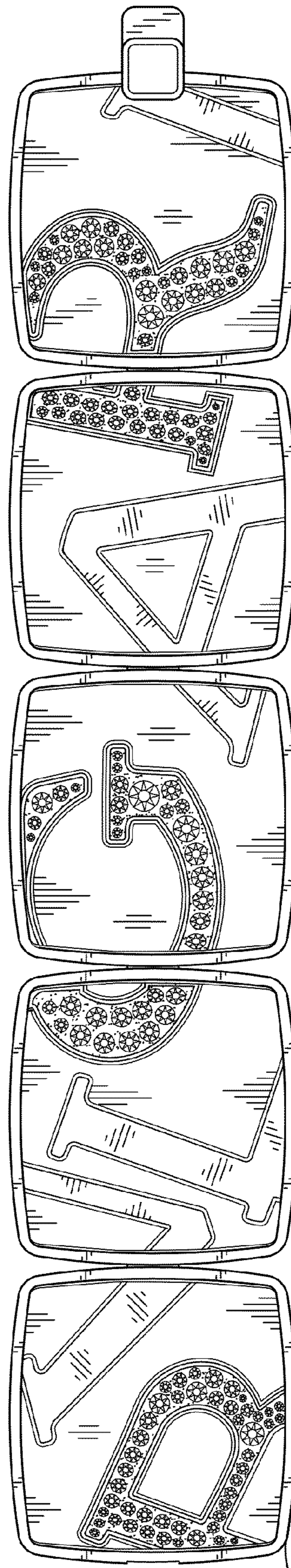


FIG. 2

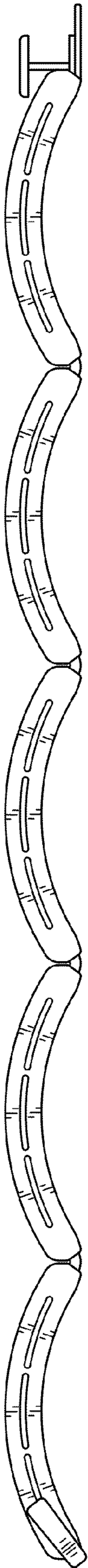


FIG. 5

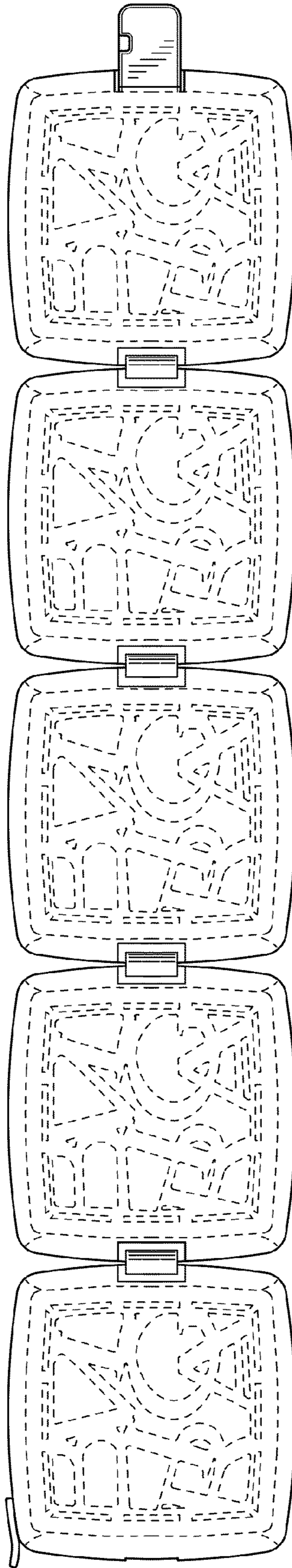


FIG. 6



FIG. 7