



US00D682724S

(12) **United States Design Patent**
Campman

(10) **Patent No.:** **US D682,724 S**

(45) **Date of Patent:** **** May 21, 2013**

(54) **SPOT AND GLOW BATON**
(75) Inventor: **James P. Campman**, Transfer, PA (US)
(73) Assignee: **Grace Industries, Inc.**, Fredonia, PA (US)

6,213,623 B1 * 4/2001 Campman 362/202
D448,102 S * 9/2001 Campman D26/41
6,371,625 B2 * 4/2002 Campman 362/184
D521,168 S * 5/2006 Waters D26/42
D574,741 S * 8/2008 Gadsden D10/114.9
D626,671 S * 11/2010 Bertken D26/37
2001/0015893 A1 * 8/2001 Campman 362/184

(**) Term: **14 Years**

* cited by examiner

(21) Appl. No.: **29/371,485**

Primary Examiner — George D Kirschbaum

(22) Filed: **Mar. 16, 2011**

(74) *Attorney, Agent, or Firm* — Daniel K. Dorsey

(51) **LOC (9) Cl.** **10-05**

(52) **U.S. Cl.**
USPC **D10/114.9**

(57) **CLAIM**

The ornamental design for a spot and glow baton, as shown and described.

(58) **Field of Classification Search** D10/114.9;
D26/41-42, 37; 362/184, 186, 102, 202
See application file for complete search history.

DESCRIPTION

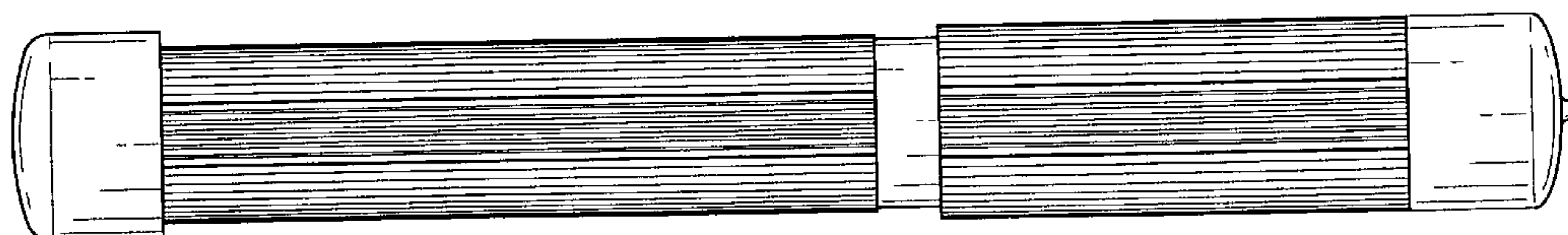
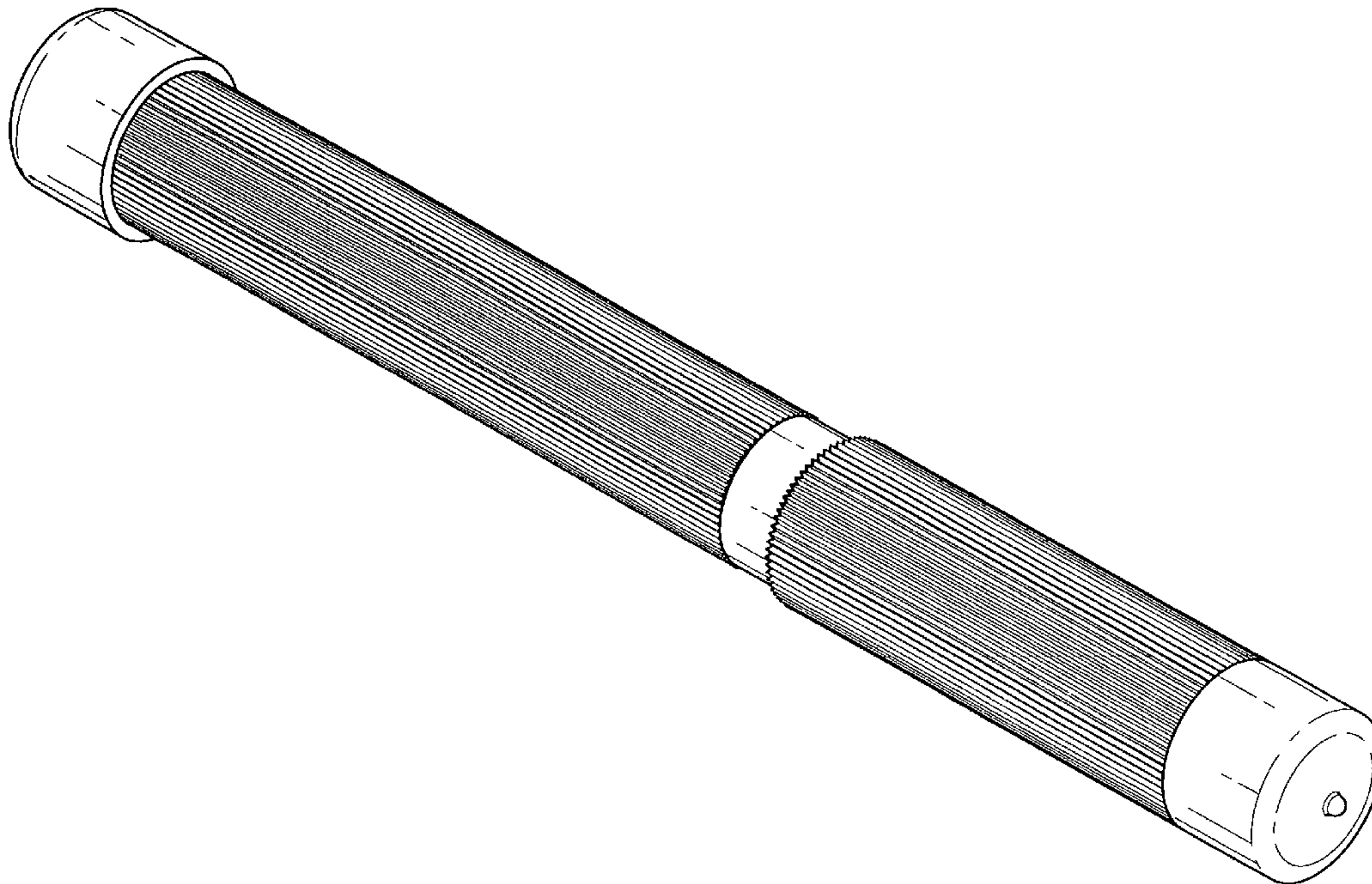
(56) **References Cited**

U.S. PATENT DOCUMENTS

D274,317 S * 6/1984 Nelson D10/114.9
5,079,679 A * 1/1992 Chin-Fa 362/102
5,081,568 A * 1/1992 Dong et al. 362/184
D325,002 S * 3/1992 Brau D10/114.9
5,622,423 A * 4/1997 Lee 362/186
D389,420 S * 1/1998 Campman D10/114.9

FIG. 1 is a perspective view of a spot and glow baton embodying my design;
FIG. 2 is a side view of the spot and glow baton as shown in FIG. 1;
FIG. 3 is a rear view of the spot and glow baton as shown in FIG. 1; and,
FIG. 4 is a front view of spot and glow baton as shown in FIG. 1.

1 Claim, 2 Drawing Sheets



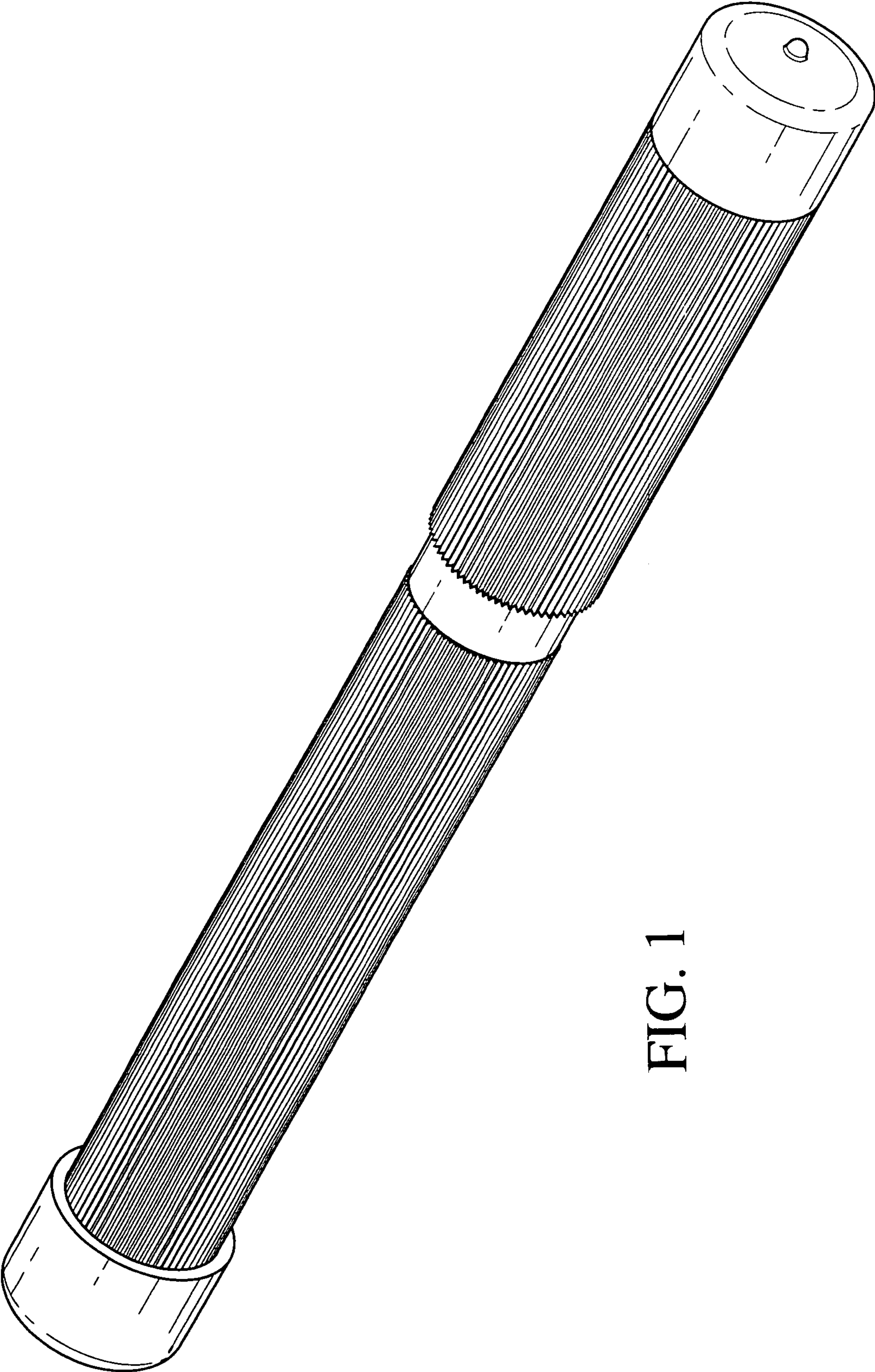


FIG. 1

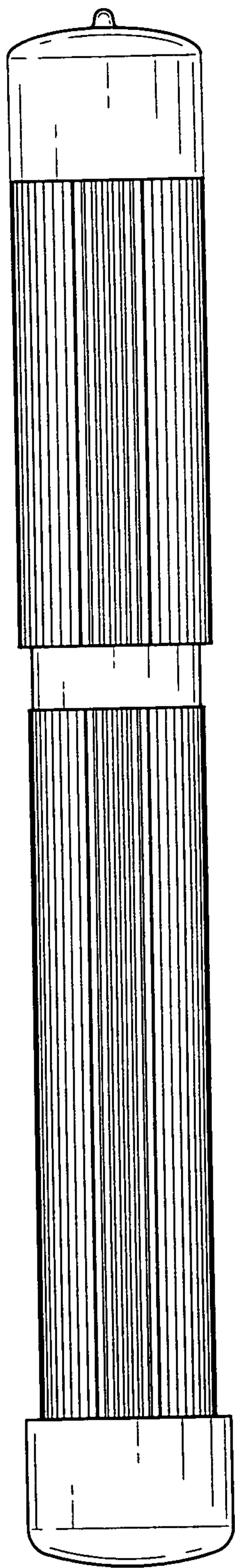


FIG. 2

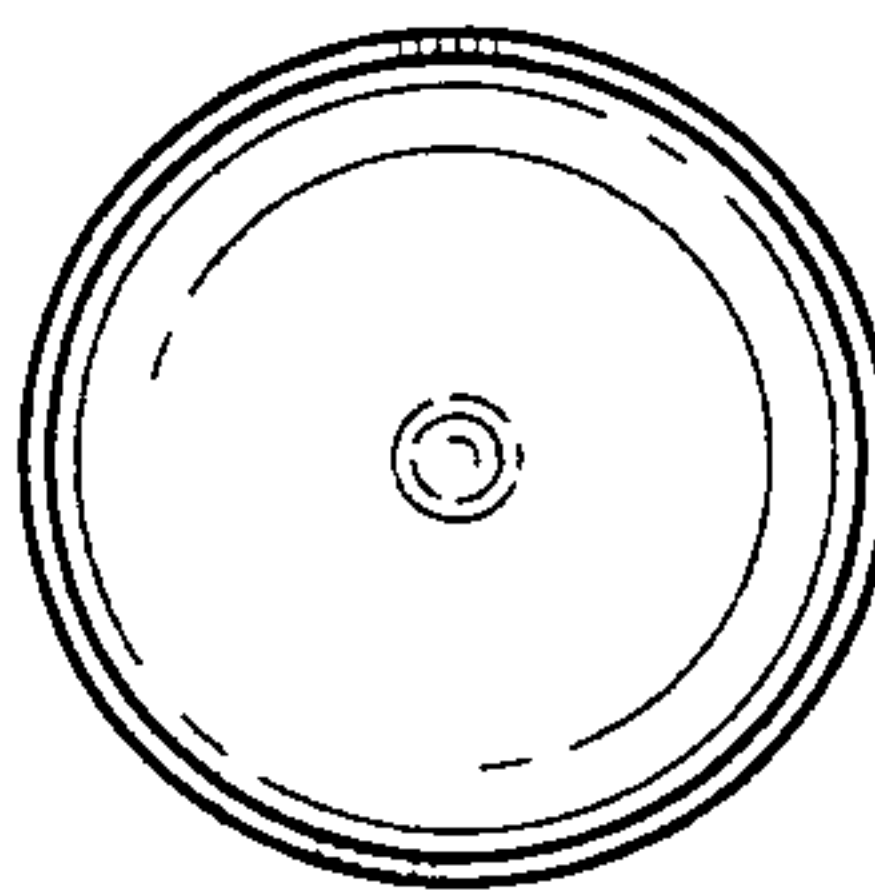


FIG. 4

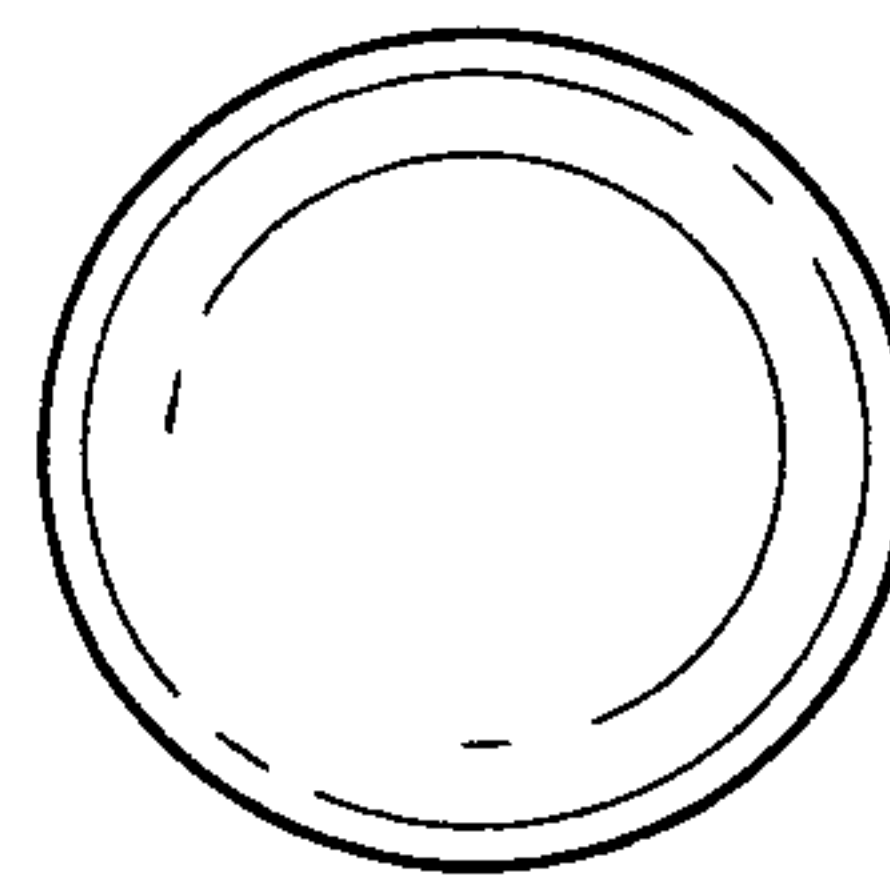


FIG. 3