



US00D682709S

(12) **United States Design Patent**
Wang

(10) **Patent No.:** **US D682,709 S**

(45) **Date of Patent:** **** May 21, 2013**

(54) **BOTTLE WITH NOZZLE**

(76) Inventor: **Ya-Tsan Wang, HsinChu (TW)**

(**) Term: **14 Years**

(21) Appl. No.: **29/430,789**

(22) Filed: **Aug. 30, 2012**

(51) **LOC (9) Cl.** **09-01**

(52) **U.S. Cl.**
USPC **D9/691; D9/689**

(58) **Field of Classification Search**
USPC D9/500–505, 682–694, 600–681,
D9/516–575, 434–454, 719, 723–729;
222/153.01, 153.03, 153.04, 153.09,
153.11–153.14, 182, 631, 635, 321.7–321.9,
222/372, 373, 378, 379, 383.1, 384–386,
222/398, 400.7, 400.8, 401, 402.1–402.25;
215/379–384; 220/662, 665, 669–675
See application file for complete search history.

(56) **References Cited**

U.S. PATENT DOCUMENTS

D2,659 S *	5/1867	Parkinson	D9/504
D160,098 S *	9/1950	Lodes	D9/690
D180,623 S *	7/1957	Soffer	D9/549
D201,259 S *	6/1965	St. Clair	D9/558
D237,855 S *	12/1975	Achenbach	D7/615
D315,498 S *	3/1991	Rudloff	D9/546
D357,415 S *	4/1995	Fontanella	D9/503
D375,675 S *	11/1996	Luzzi et al.	D9/689
5,950,880 A *	9/1999	Garcia	222/321.7
D421,384 S *	3/2000	Herrmann	D9/691

D421,390 S *	3/2000	DuGrenier et al.	D9/739
D423,924 S *	5/2000	Laracy	D9/692
D438,098 S *	2/2001	Krunas	D9/691
D497,795 S *	11/2004	Fling et al.	D9/692
7,134,577 B1 *	11/2006	Verma	222/321.9
D563,238 S *	3/2008	Nevins et al.	D9/684
D570,687 S *	6/2008	Kelders et al.	D9/500
D570,707 S *	6/2008	Blasko et al.	D9/689
D631,356 S *	1/2011	Barsoumian	D9/500
D649,047 S *	11/2011	Baker et al.	D9/435

FOREIGN PATENT DOCUMENTS

EM	001991043-0011	*	2/2012
GB	2071572	*	5/1998
JP	D1260152	*	1/2006
KR	300494206.0000	*	6/2008
KR	300544935.0000	*	11/2009
KR	300549598.0000	*	1/2010
KR	300570765.0000	*	8/2010

* cited by examiner

Primary Examiner — Catherine Tuttle


(57) **CLAIM**

The ornamental design for a bottle with nozzle, as shown and described.

DESCRIPTION

FIG. 1 is a perspective view of a bottle with nozzle
FIG. 2 is a front view thereof;
FIG. 3 is a back view thereof;
FIG. 4 is a left view thereof;
FIG. 5 is a right view thereof;
FIG. 6 is a top view thereof; and,
FIG. 7 is a bottom view thereof.

1 Claim, 4 Drawing Sheets



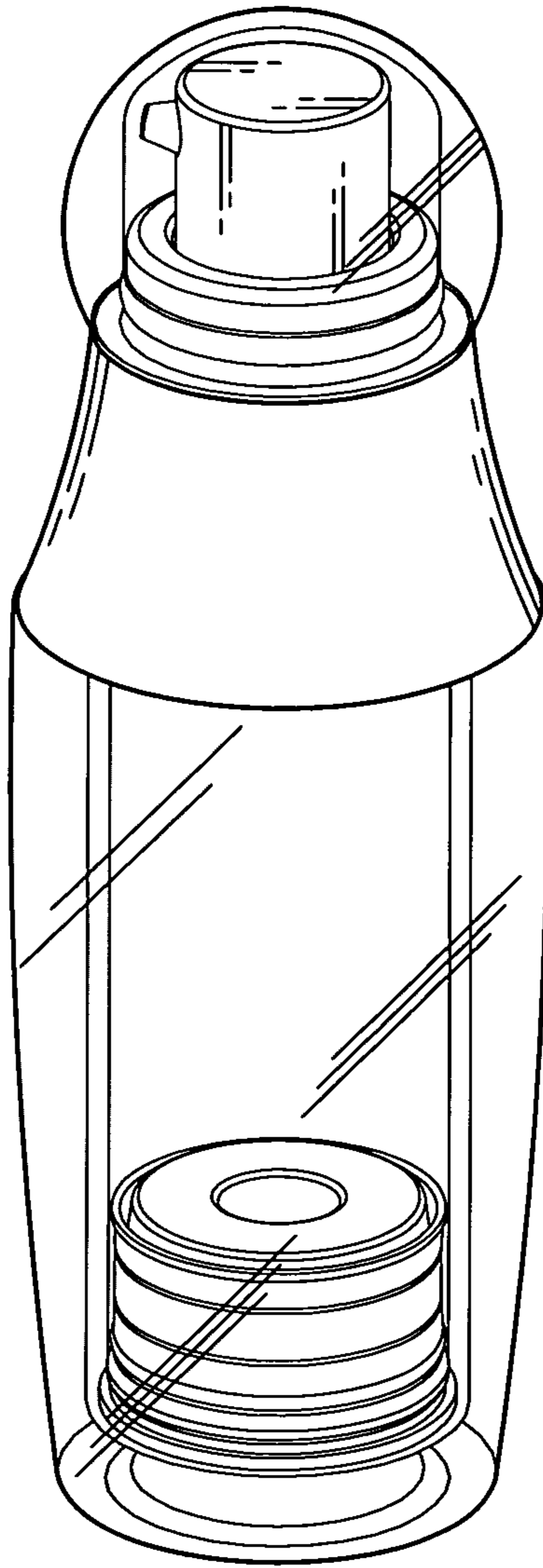


FIG.1

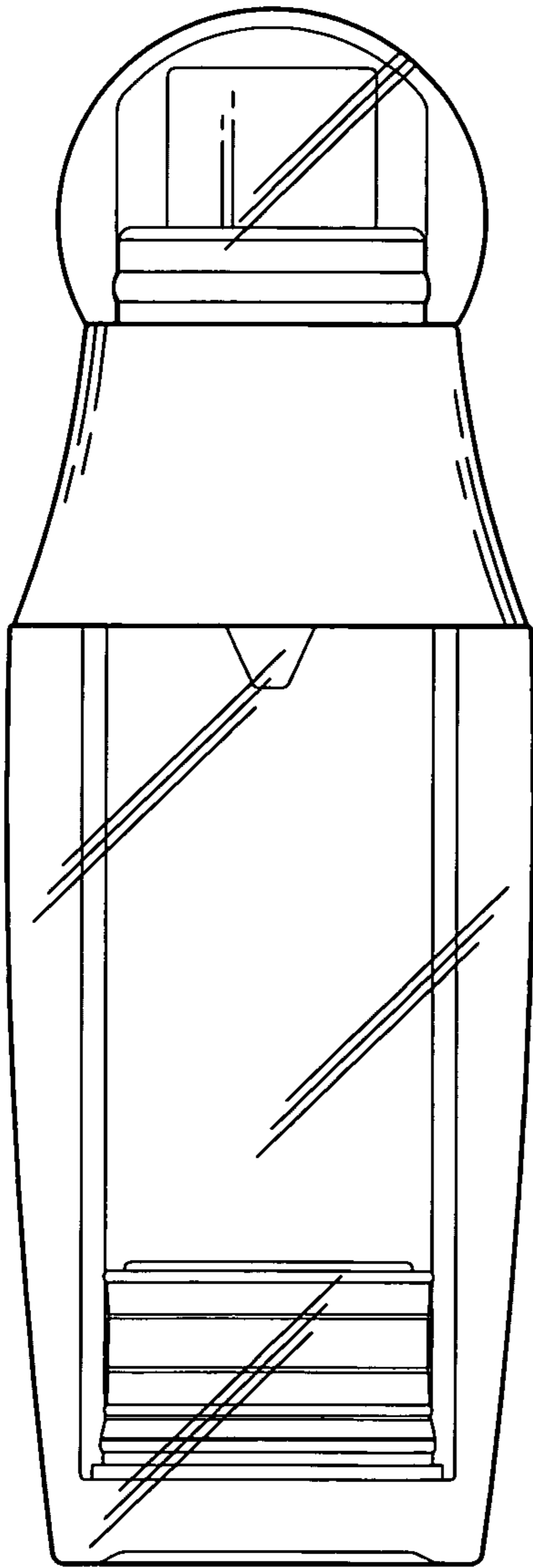


FIG. 2

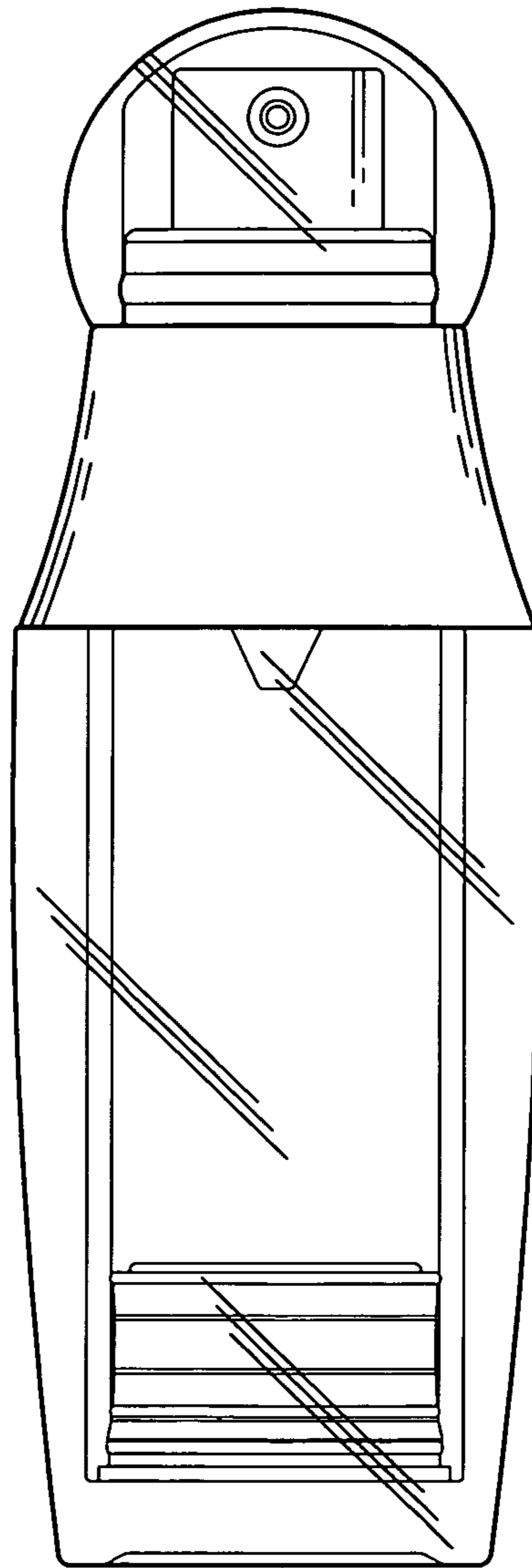


FIG. 3

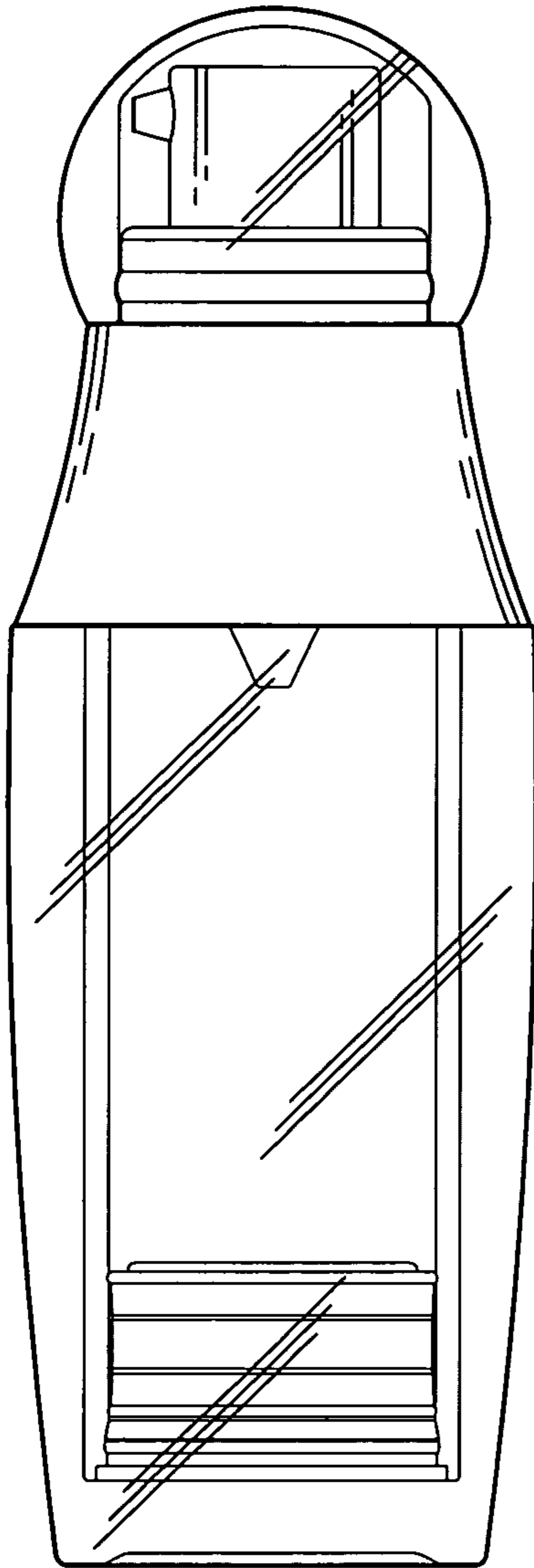


FIG. 4

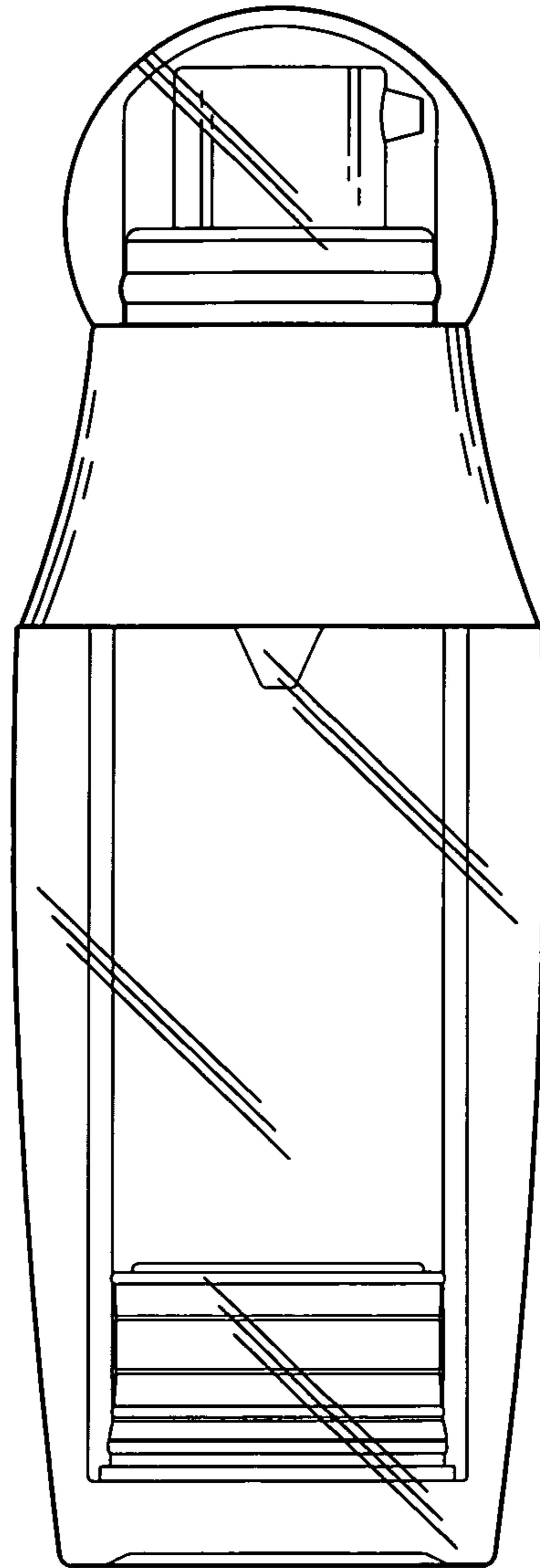


FIG. 5

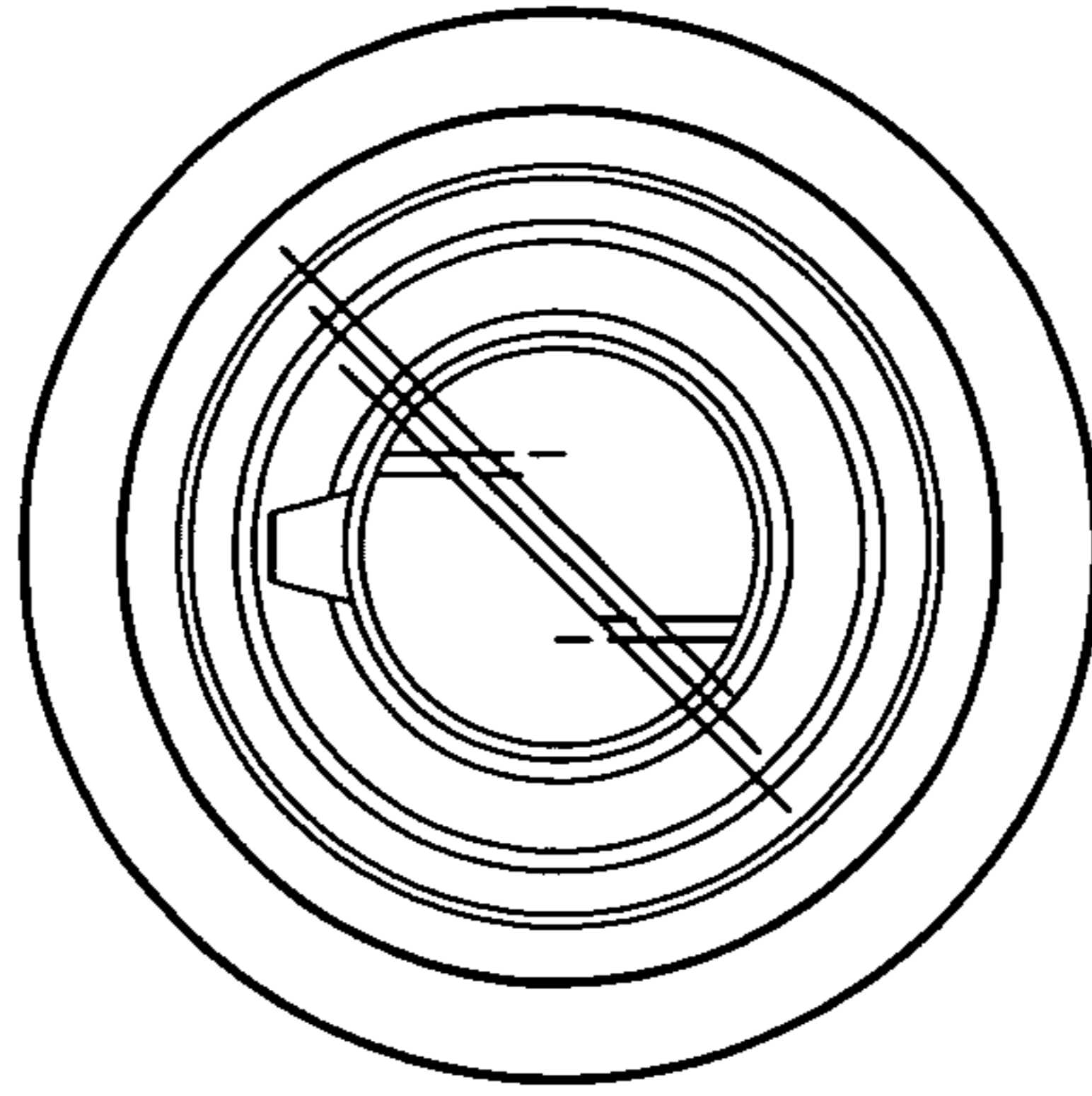


FIG. 6

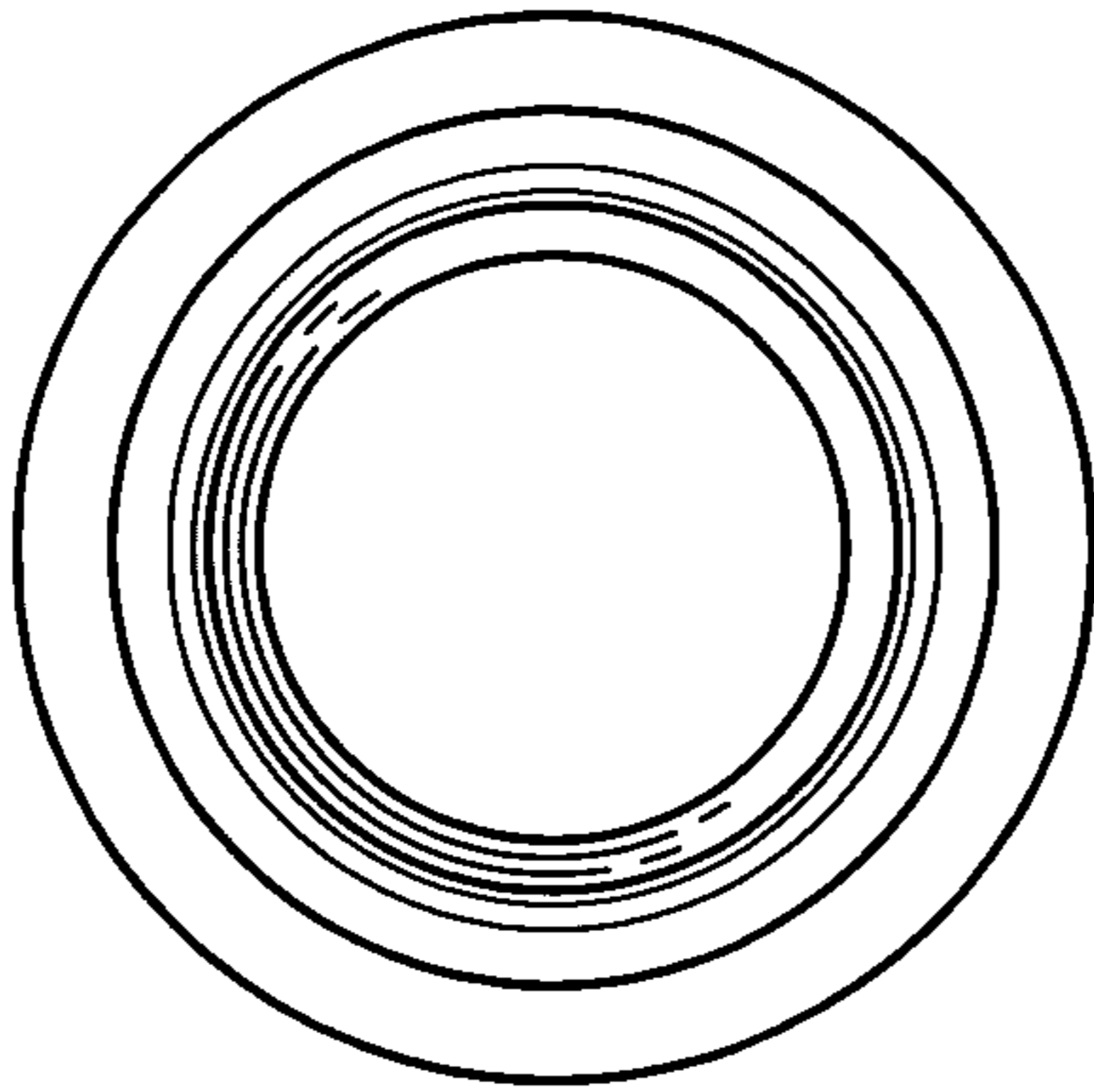


FIG. 7