



US00D682703S

(12) **United States Design Patent**
Martin

(10) **Patent No.:** **US D682,703 S**

(45) **Date of Patent:** **** May 21, 2013**

(54) **BOTTLE**

(75) Inventor: **Steven W. Martin**, Ridgeville, IN (US)

(73) Assignee: **Saint-Gobain Containers, Inc.**, Muncie, IN (US)

(**) Term: **14 Years**

(21) Appl. No.: **29/398,444**

(22) Filed: **Jul. 29, 2011**

Related U.S. Application Data

(62) Division of application No. 29/351,933, filed on Dec. 14, 2009, now Pat. No. Des. 646,977.

(51) **LOC (9) Cl.** **09-01**

(52) **U.S. Cl.**
USPC **D9/540; D9/550**

(58) **Field of Classification Search** D9/500,
D9/502-505, 516, 530, 537-538, 540, 549-551,
D9/568, 564, 571, 575; 215/371-379, 381-385;
220/660, 662, 669-673, 675
See application file for complete search history.

(56) **References Cited**

U.S. PATENT DOCUMENTS

763,973 A	7/1904	Flynn	
1,509,360 A	9/1924	Lewis	
2,035,404 A	8/1936	Quinn	
3,198,367 A	8/1965	Stickney	
3,251,514 A	5/1966	Speicher	
D221,133 S	7/1971	Wikke	
D270,520 S	9/1983	Strand	
D279,167 S	6/1985	Haney et al.	
D281,577 S	12/1985	Larson et al.	
4,573,595 A	3/1986	Mednis	
D295,260 S	4/1988	Goettner	
D301,203 S *	5/1989	Jolly et al. D9/500

4,838,464 A	6/1989	Briggs	
4,877,142 A	10/1989	Doering	
D308,335 S	6/1990	Rubioff	
D311,489 S	10/1990	Holmes	
5,069,614 A	12/1991	Belmont	
D323,110 S	1/1992	Simms et al.	
5,104,010 A	4/1992	Codorniz et al.	
D330,334 S	10/1992	Rusnock et al.	
D335,455 S	5/1993	Brown	
D335,456 S	5/1993	Brown	
5,330,054 A	7/1994	Brown	
D357,864 S	5/1995	Rusnock et al.	
D364,347 S *	11/1995	Sillince et al. D9/500
D366,209 S *	1/1996	Farlander et al. D9/649
D370,415 S	6/1996	Seppala	
D371,741 S	7/1996	Goettner et al.	
D374,176 S	10/1996	Sillince et al.	
5,597,019 A	1/1997	Thomas et al.	
D392,567 S	3/1998	Dumont et al.	

(Continued)

FOREIGN PATENT DOCUMENTS

WO	9515104	6/1995
WO	9515283	6/1995

Primary Examiner — Wan Laymon

(74) *Attorney, Agent, or Firm* — John V. Daniluck; Bingham Greenebaum Doll LLP

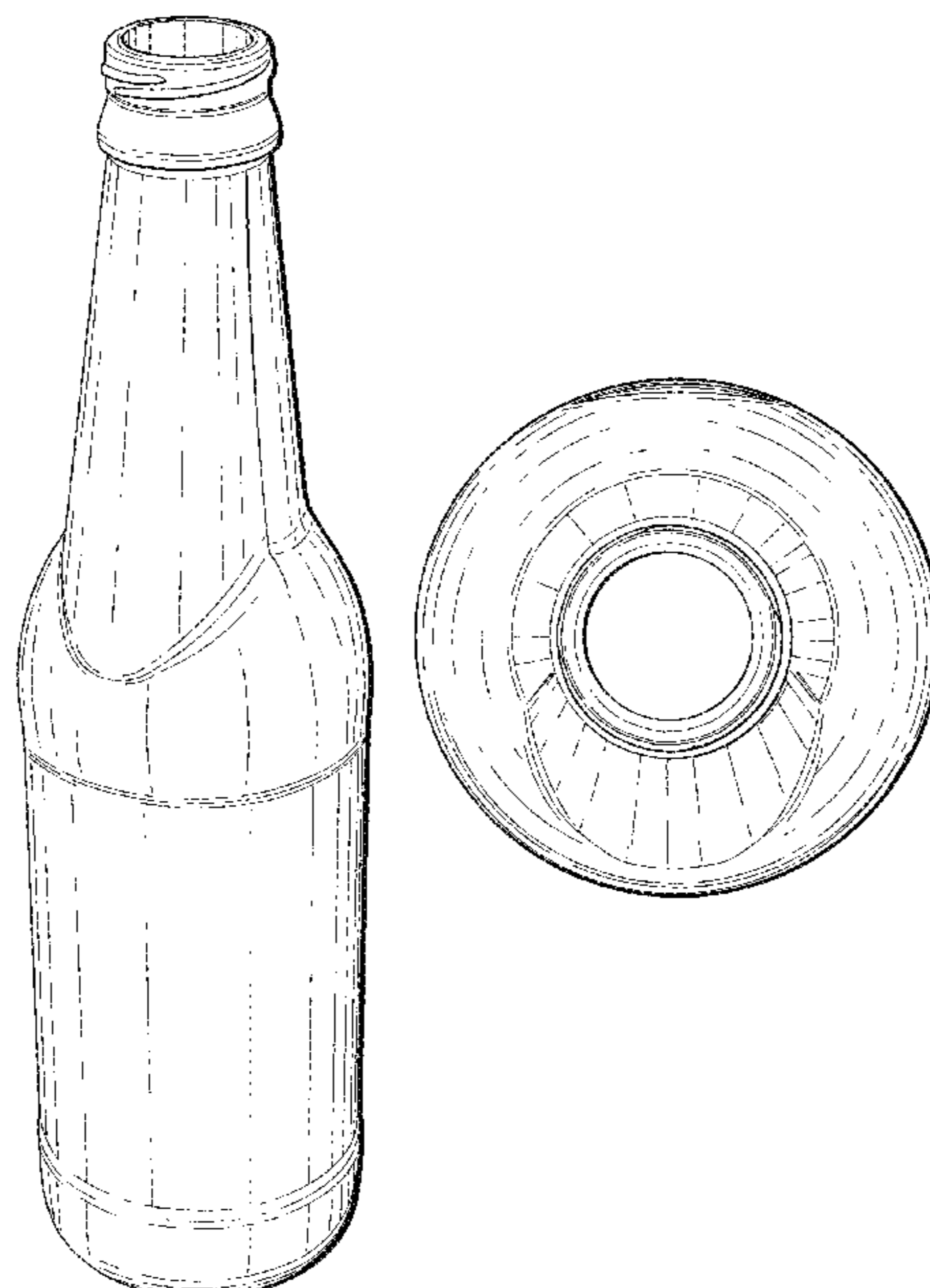
(57) **CLAIM**

The ornamental design for a bottle, as shown and described.

DESCRIPTION

FIG. 1 is a left side, top perspective view of a bottle showing my new design;
FIG. 2 is a left side elevational view thereof;
FIG. 3 is a front elevational view thereof, the rear elevational view being a mirror image;
FIG. 4 is a top plan view thereof; and,
FIG. 5 is a right side elevational view thereof.

1 Claim, 4 Drawing Sheets



US D682,703 S

Page 2

U.S. PATENT DOCUMENTS								
D393,207	S	4/1998	Farlander et al.	6,726,044	B1	4/2004	Deubel et al.	
5,791,529	A	8/1998	Mukai	D489,983	S *	5/2004	Futral et al.	D9/500
D397,616	S	9/1998	Chen	D508,409	S *	8/2005	Hewson	D9/561
D405,685	S	2/1999	Rusnock et al.	D508,651	S	8/2005	Harrell et al.	
5,964,383	A	10/1999	Cargile	D511,300	S	11/2005	Hawson	
D419,555	S	1/2000	Renk	7,033,535	B1	4/2006	Limanjaya	
D430,143	S	8/2000	Renk	D549,101	S	8/2007	Feen	
D451,395	S	12/2001	Vultaggio et al.	D551,981	S	10/2007	Feen	
D452,436	S	12/2001	Darr et al.	D561,591	S	2/2008	Feen	
D456,706	S	5/2002	Rhodes et al.	D572,138	S	7/2008	Prater et al.	
D456,715	S	5/2002	Reidenbach	D572,589	S	7/2008	Coulis et al.	
D458,846	S	6/2002	Writt, Sr.	D572,590	S	7/2008	Coulis et al.	
D459,655	S	7/2002	Darr et al.	D576,884	S	9/2008	Feen	
D472,811	S *	4/2003	Deubel et al.	7,628,285	B2	12/2009	Salvia	
D475,626	S	6/2003	Barrow	D622,153	S	8/2010	Smith	
D475,926	S	6/2003	Rusnock et al.	D646,977	S *	10/2011	Martin	D9/540
D476,896	S	7/2003	Cheng et al.	D652,723	S *	1/2012	Reisig	D9/516
6,604,642	B1	8/2003	Barrow	2007/0199961	A1	8/2007	Ho	

* cited by examiner

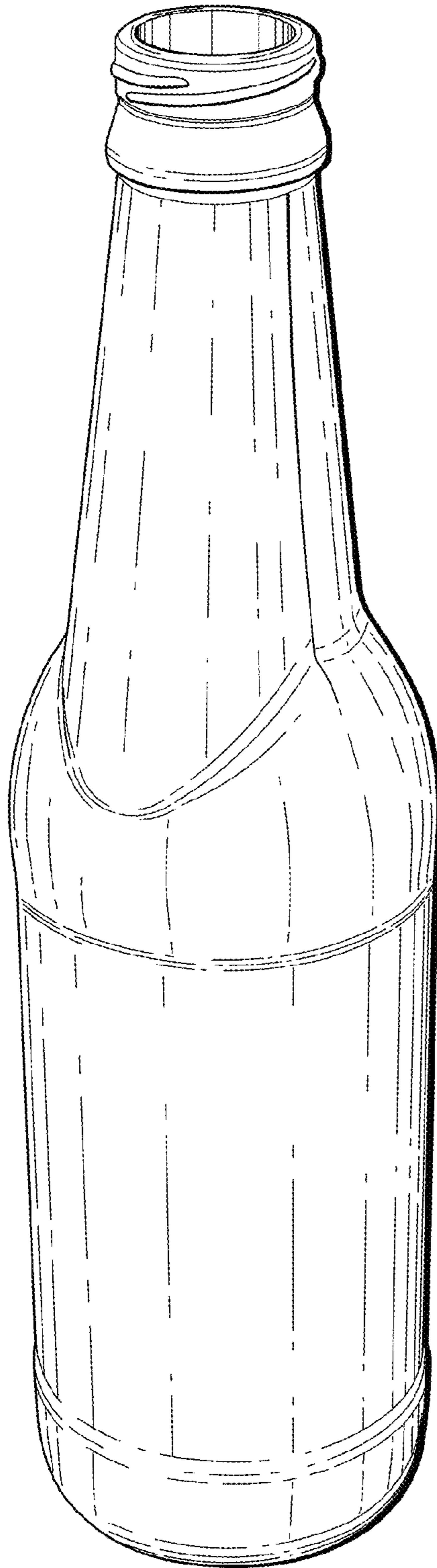


Fig. 1

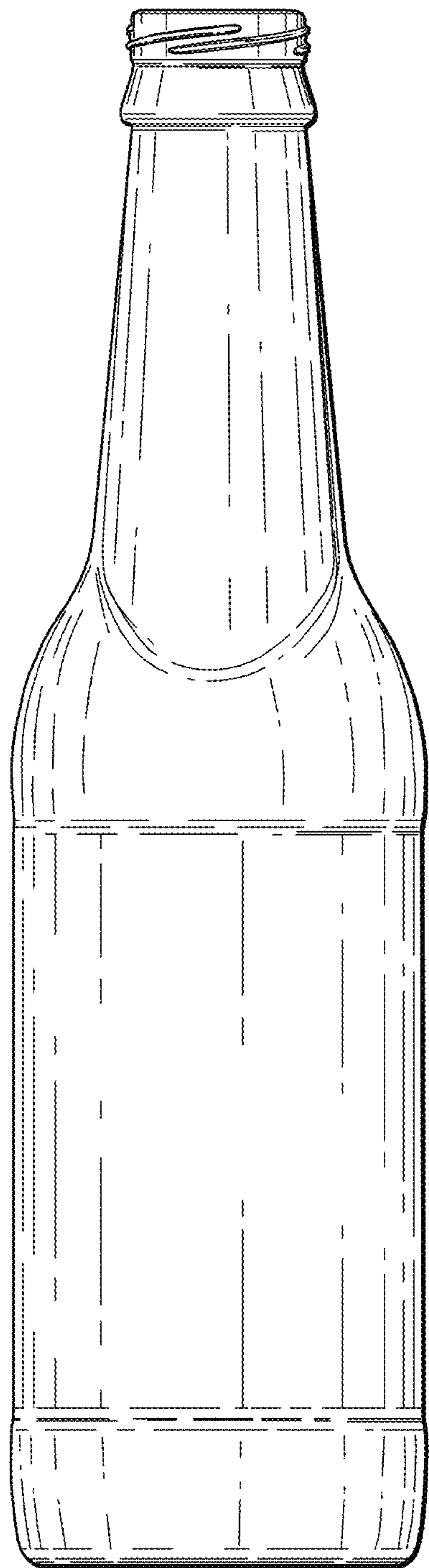


Fig. 2

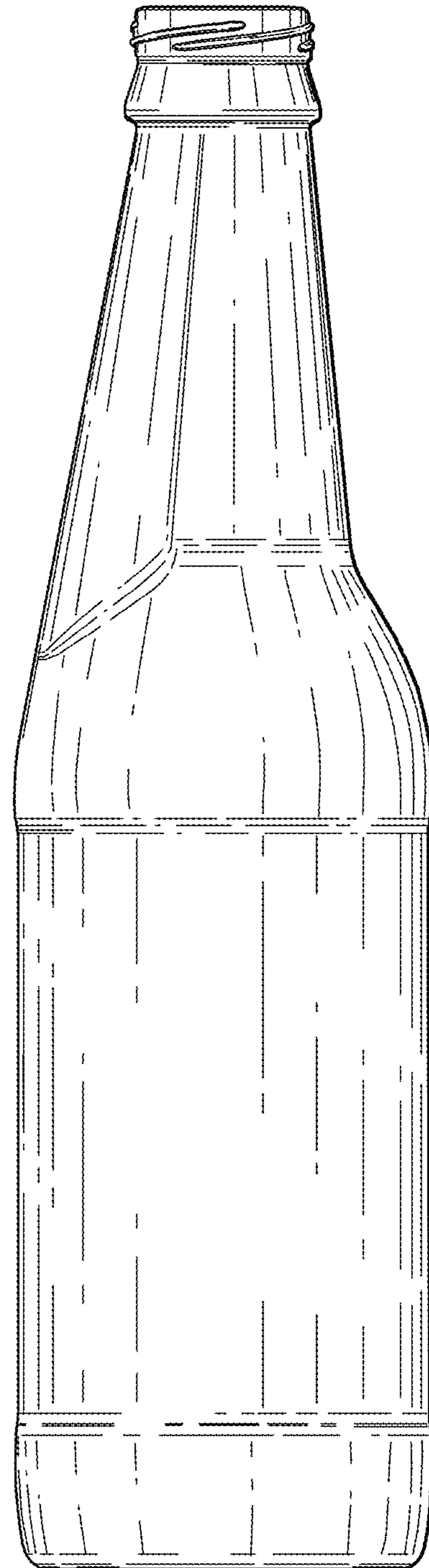


Fig. 3

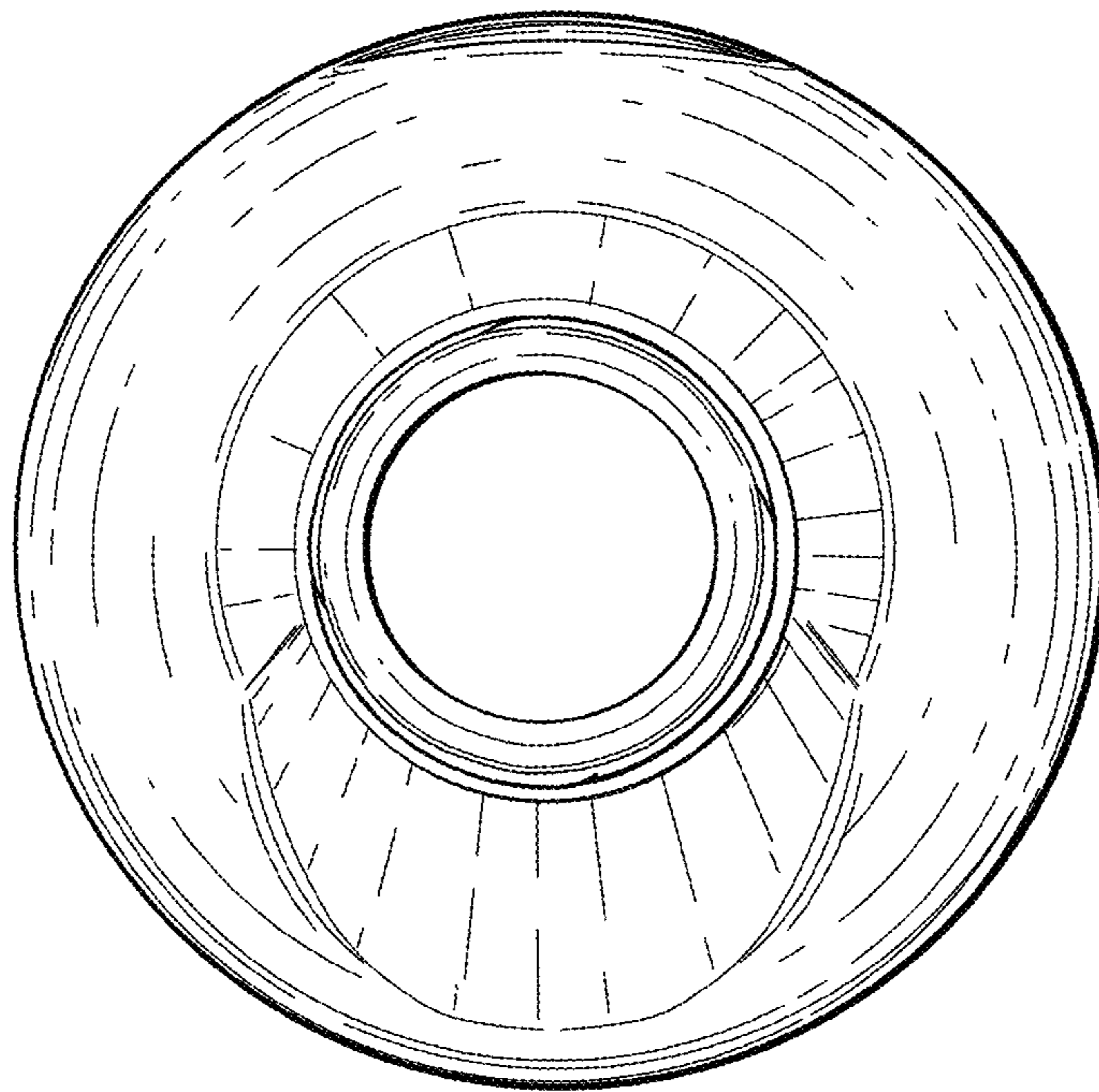


Fig. 4

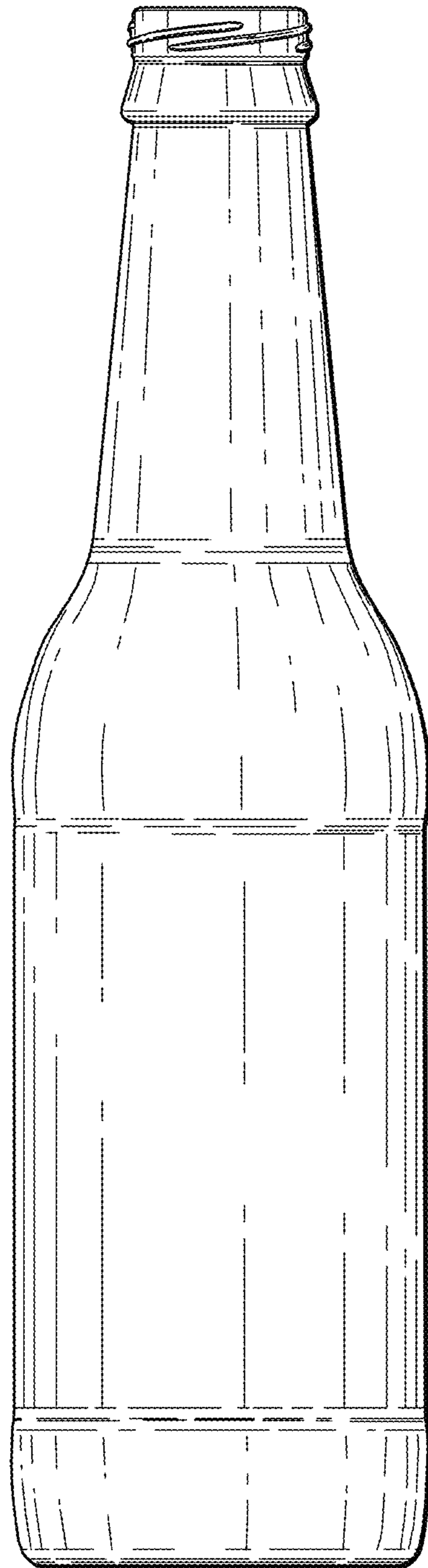


Fig. 5