



US00D682697S

(12) **United States Design Patent**
Gonzalez Rodriguez

(10) **Patent No.:** **US D682,697 S**

(45) **Date of Patent:** **** May 21, 2013**

(54) **BOTTLE**

(75) Inventor: **Alonso Gonzalez Rodriguez**, Naucalpan de Juárez (MX)

(73) Assignee: **Grupo Pavis SA de CV**, Naucalpan de Juarez (MX)

(**) Term: **14 Years**

(21) Appl. No.: **29/389,403**

(22) Filed: **Apr. 11, 2011**

(30) **Foreign Application Priority Data**

Dec. 17, 2010 (MX) MX/f/2010/003424

(51) **LOC (9) Cl.** **09-01**

(52) **U.S. Cl.**
USPC **D9/500; D9/551; D9/562**

(58) **Field of Classification Search**
USPC D9/500, 502-505, 516, 544-546,
D9/549, 575, 682, 686-692, 537-539; 215/379,
215/381-382; 220/360, 662, 669, 675
See application file for complete search history.

(56) **References Cited**

U.S. PATENT DOCUMENTS

D9,417 S *	8/1876	Fetters	D9/500
D39,856 S *	3/1909	Perrault	D9/601
D70,792 S *	8/1926	Guerin	D9/505
D138,686 S *	8/1944	Smith	D9/503
2,498,074 A *	2/1950	Feldman	264/55
3,182,839 A *	5/1965	Hoag	428/34.5

D241,012 S *	8/1976	Muller et al.	D9/500
D452,648 S *	1/2002	Jakubiuk	D9/628
D470,057 S *	2/2003	Bowen	D9/551
D471,091 S *	3/2003	Burleson	D9/668
D526,197 S *	8/2006	Lauret	D9/505
D546,183 S *	7/2007	Clutter	D9/500
D548,604 S *	8/2007	Rica	D9/540
D624,821 S *	10/2010	Leonardis	D9/503
D637,082 S *	5/2011	Delbon	D9/500

OTHER PUBLICATIONS

Whitall, Tatum & Co. Price List, Whitall, Tatum & Co. Glass Manufacturers, Millville, NJ, 3 © 1884, pp. 16, 19, 34-35 & 48.*
Whitney Glass Works Catalog, pp. 48 & 59.*
Illustrated Catalog and Price List, Illinois Glass Company Perrin & Smith Print, © 1901, p. 47 & 79.*

* cited by examiner

Primary Examiner — Wan Laymon

(74) *Attorney, Agent, or Firm* — Birch, Stewart, Kolasch & Birch, LLP

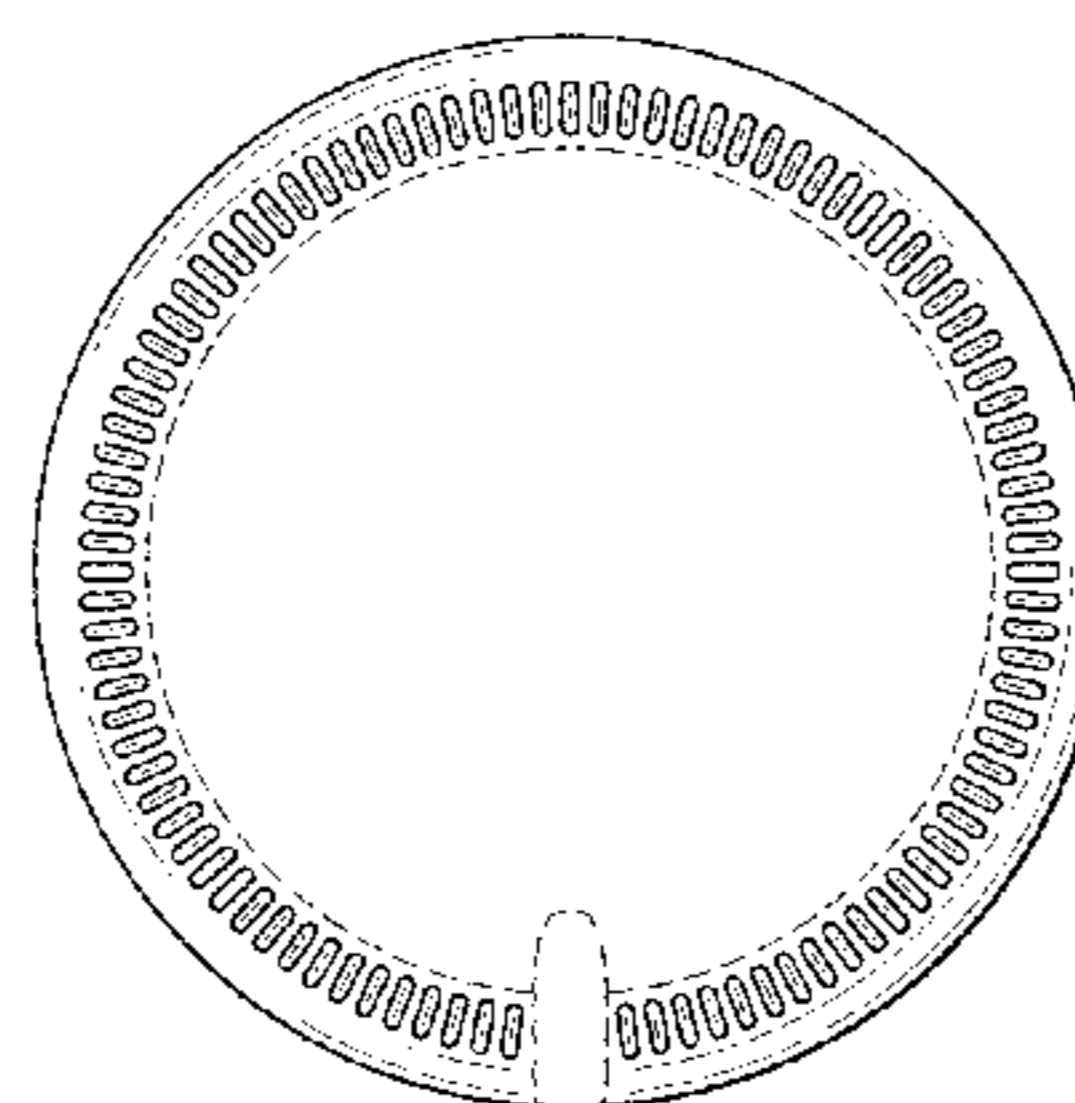
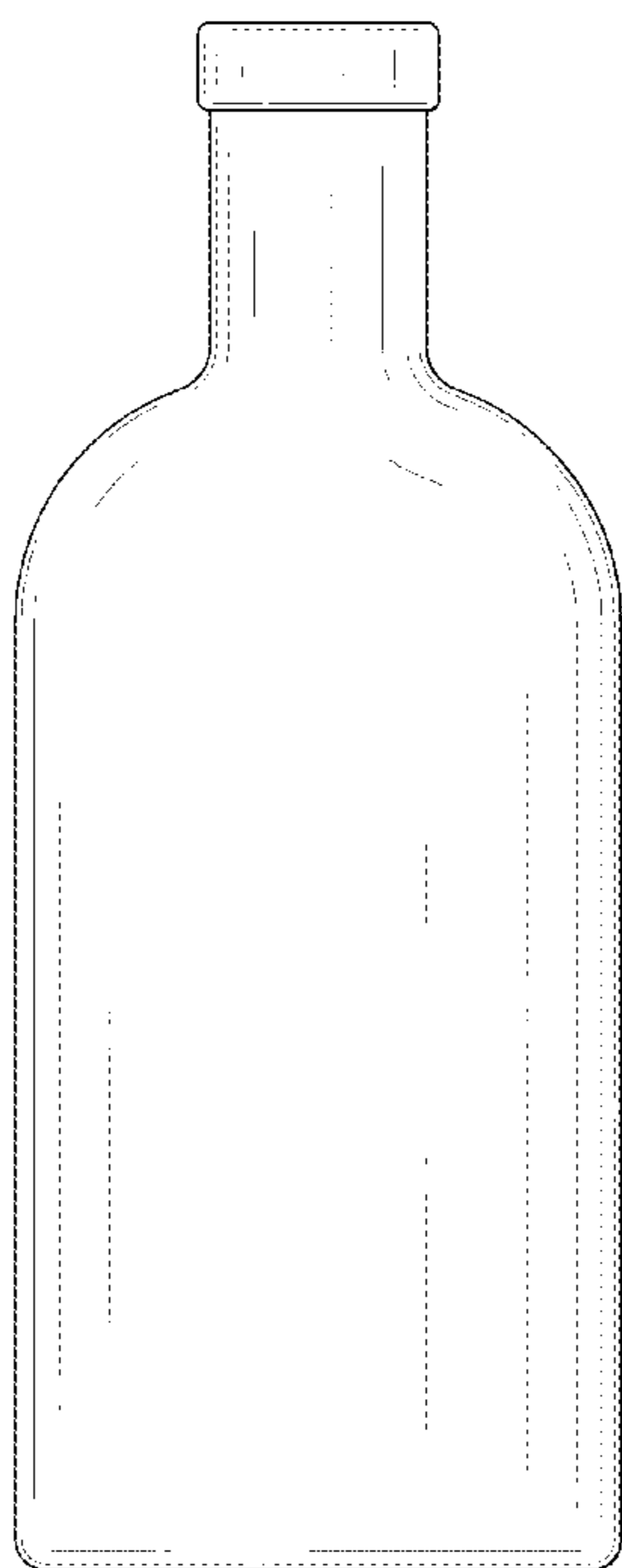
(57) **CLAIM**

The ornamental design for a bottle, as shown and described.

DESCRIPTION

FIG. 1 is a top plan view of a bottle showing my new design; FIG. 2 is a front elevational view thereof, the rear elevational view being a mirror image thereof; FIG. 3 is a right side elevational view thereof, the left side elevational view being a mirror image thereof; and, FIG. 4 is a bottom plan view thereof. The broken lines in the drawings illustrate the portion of the design that forms no part of the claimed design.

1 Claim, 4 Drawing Sheets



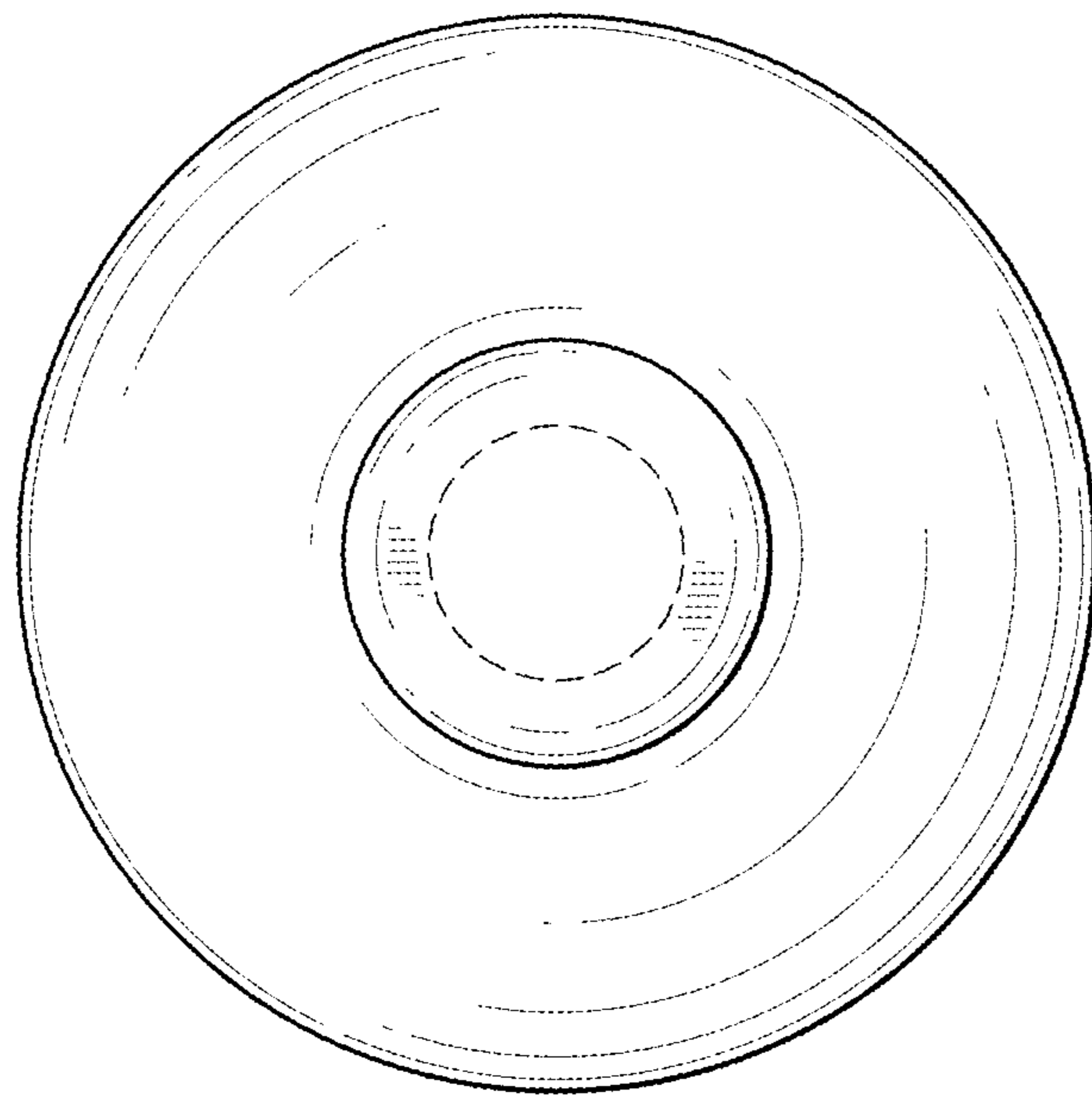


FIG. 1

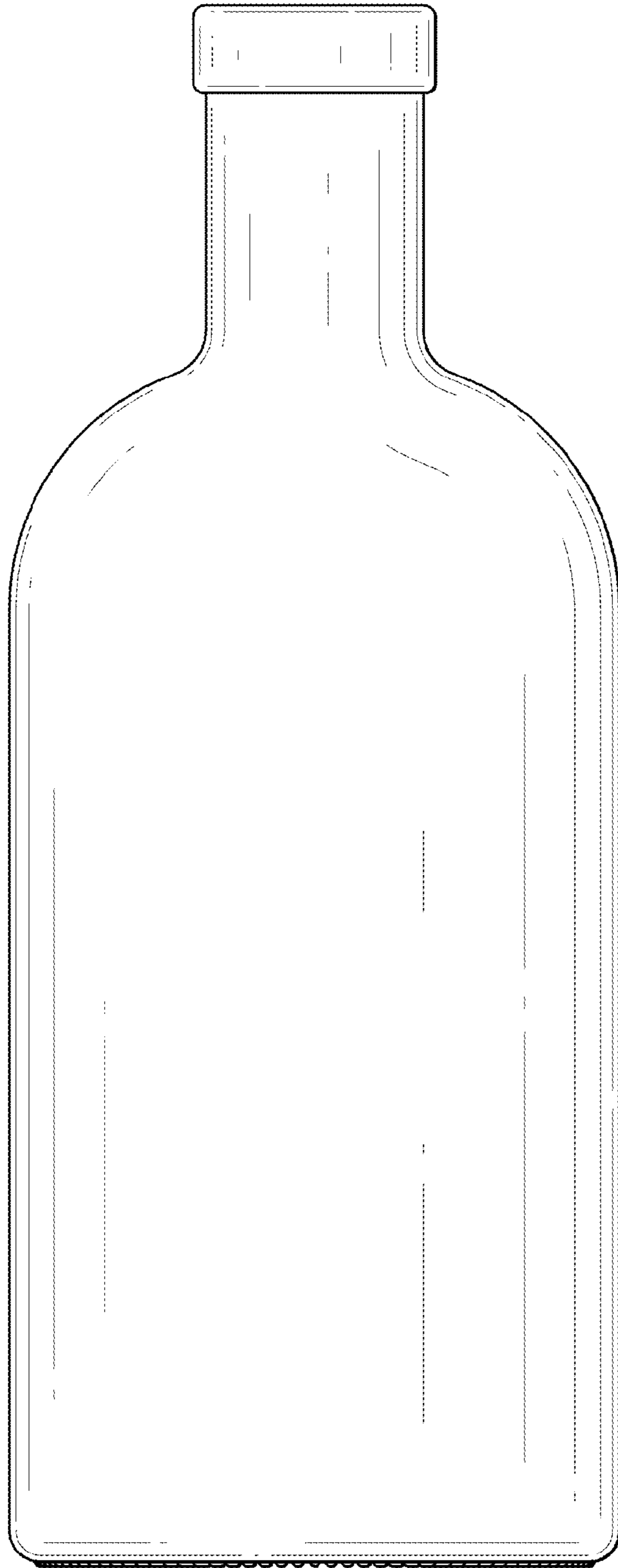


FIG. 2

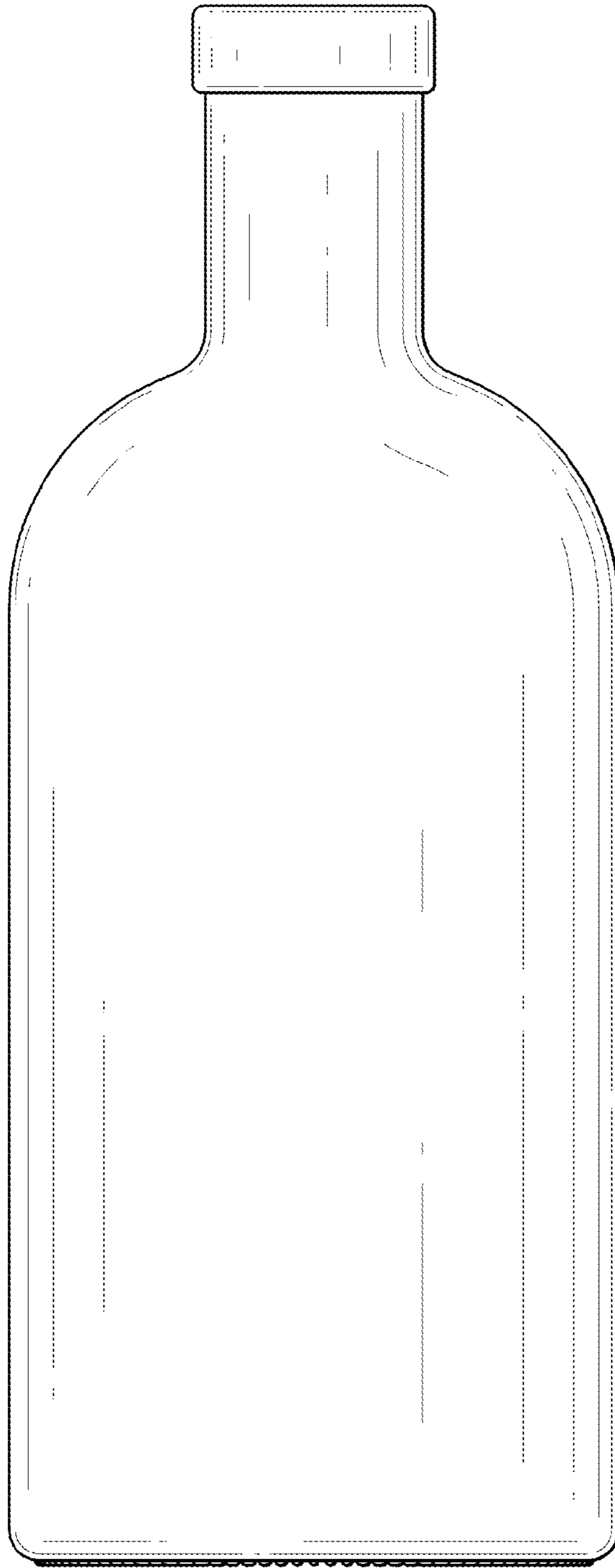


FIG. 3

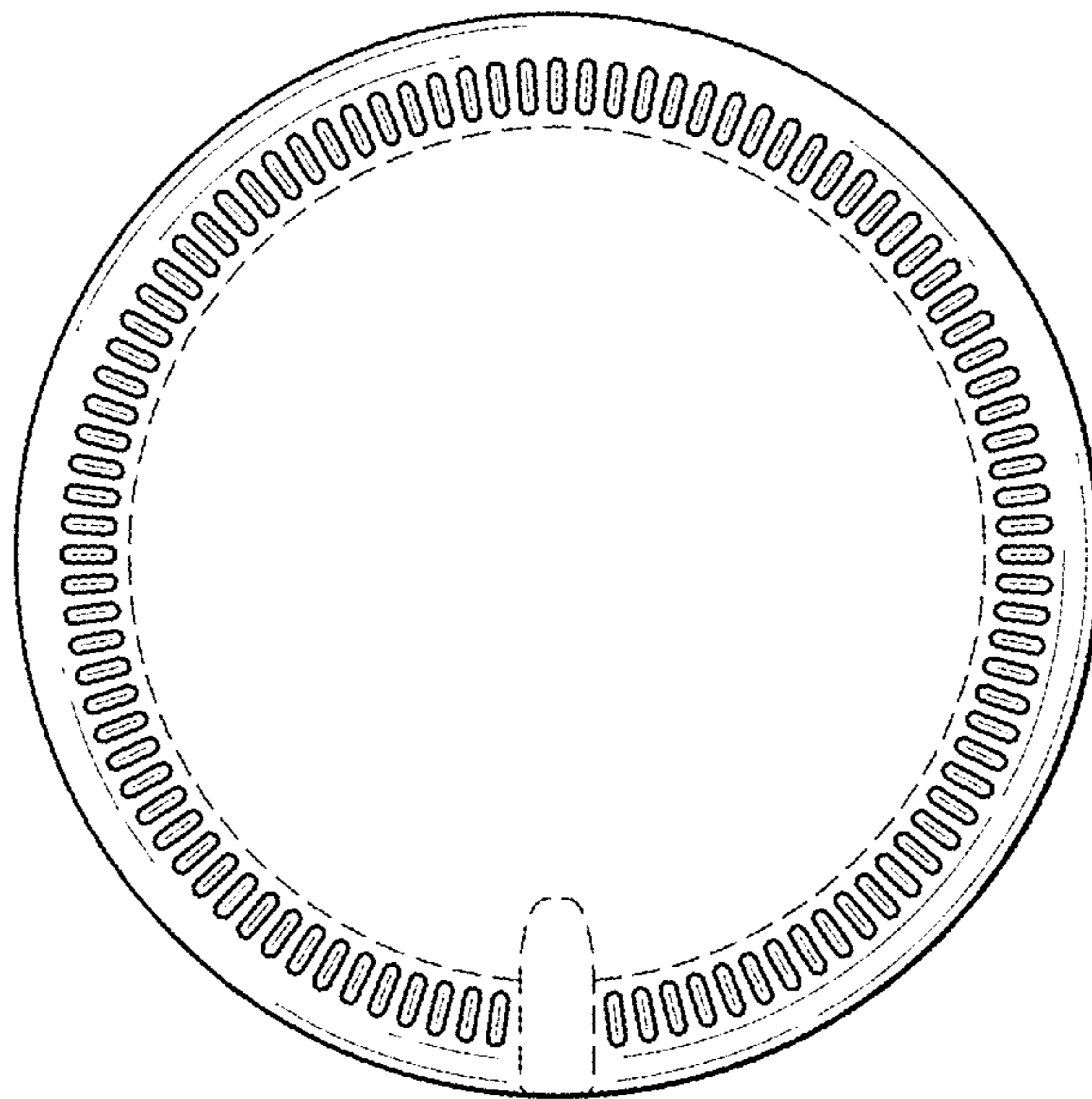


FIG.4