



US00D682678S

(12) **United States Design Patent**
Kim et al.

(10) **Patent No.:** **US D682,678 S**

(45) **Date of Patent:** **** May 21, 2013**

(54) **PACKAGING BOX**

(75) Inventors: **Ka Ei Kim**, Kyunggi-do (KR); **Young Keun Lee**, Seoul (KR)

(73) Assignee: **Samsung Electronics Co., Ltd.**, Suwon-si (KR)

(**) Term: **14 Years**

(21) Appl. No.: **29/422,340**

(22) Filed: **May 18, 2012**

(51) **LOC (9) Cl.** **09-03**

(52) **U.S. Cl.**
USPC **D9/431**

(58) **Field of Classification Search** D9/414,
D9/416, 418, 420-424, 430-433, 559; D3/272;
206/267, 269, 270, 273, 299, 421, 454, 457,
206/737, 740, 822, 775-778, 784; 229/100,
229/101, 101.3, 106, 108-122, 221, 222,
229/227, 902, 939, 941, 942; D7/612, 629,
D7/701, 708

See application file for complete search history.

(56) **References Cited**

U.S. PATENT DOCUMENTS

1,542,115	A	*	6/1925	Weis	220/23.2
2,067,998	A	*	1/1937	Williamson	229/116.1
D158,107	S	*	4/1950	Lidholm	D7/612
3,021,045	A	*	2/1962	Morris	229/101
D223,544	S	*	5/1972	Sager	D7/612
D269,361	S	*	6/1983	Marschak	D3/302
D284,729	S	*	7/1986	Hensley et al.	D7/612
D350,460	S	*	9/1994	Picozza et al.	D7/629

D392,845	S	*	3/1998	Lown et al.	D7/615
D447,689	S	*	9/2001	Navet et al.	D9/430
D484,797	S	*	1/2004	Kipperman et al.	D9/424
D486,731	S	*	2/2004	Meeker et al.	D9/416
D518,336	S	*	4/2006	Hirani	D7/629
D523,483	S	*	6/2006	Sparkowski	D20/10
D536,964	S	*	2/2007	Smith et al.	D9/430
D548,591	S	*	8/2007	Learn et al.	D9/432
D553,980	S	*	10/2007	VerWeyst et al.	D9/432
D585,707	S	*	2/2009	Weinstein	D7/612

* cited by examiner

Primary Examiner — Robert M Spear

Assistant Examiner — Vy Koenig

(74) *Attorney, Agent, or Firm* — Ladas & Parry LLP

(57) **CLAIM**

We claim the ornamental design for a packaging box, as shown.

DESCRIPTION

FIG. 1 is a front/right-side/top perspective view of a first embodiment of a packaging box showing our new design; FIG. 2 is a front-side elevational view thereof; FIG. 3 is a rear-side elevational view thereof; FIG. 4 is a left-side elevational view thereof; FIG. 5 is a right-side elevational view thereof; FIG. 6 is a top-side elevational view thereof; FIG. 7 is a bottom-side elevational view thereof; and, FIG. 8 is a front/right-side/top perspective view of a second embodiment of our design similar to the first embodiment but having different proportions.

1 Claim, 7 Drawing Sheets

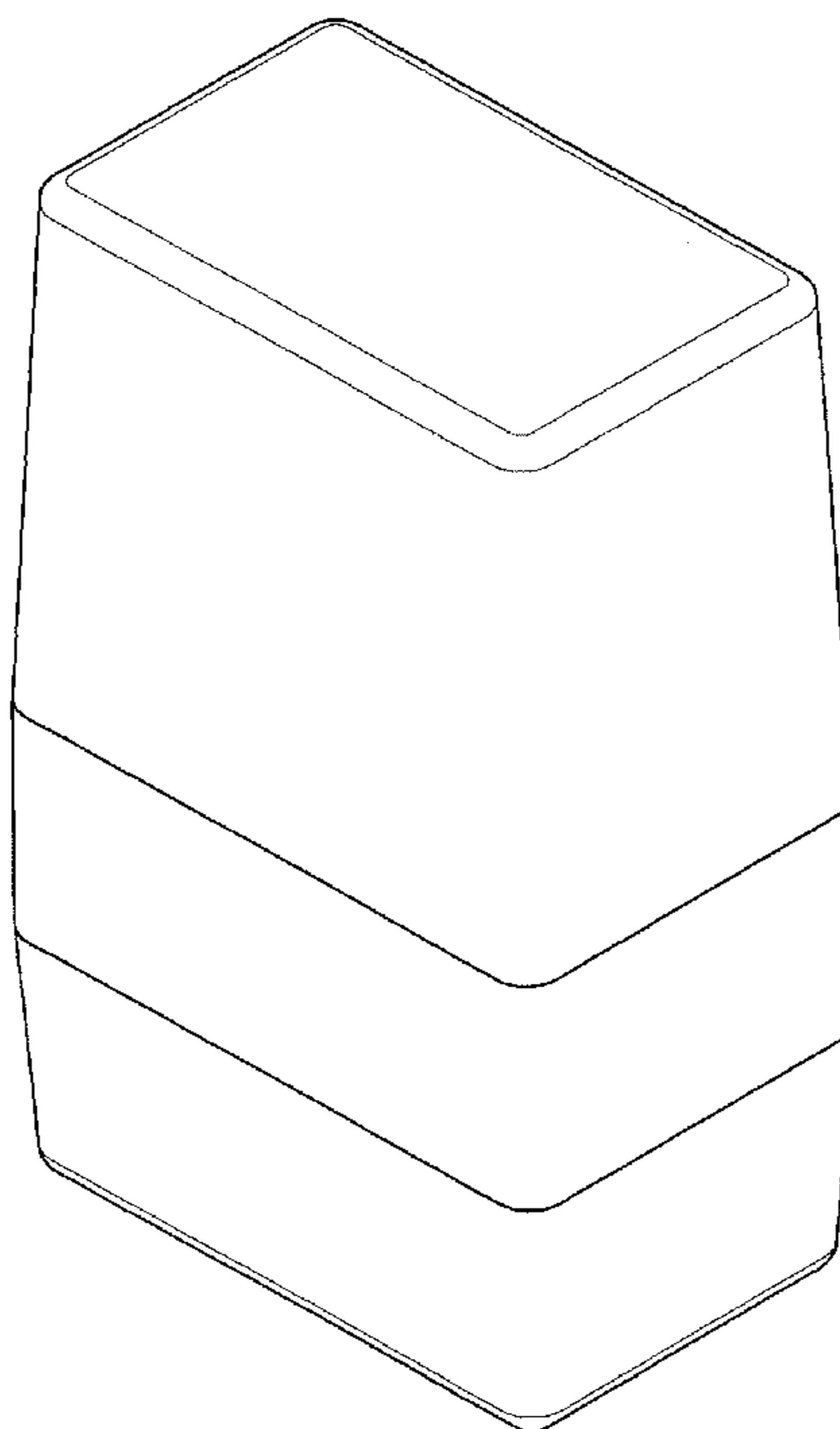


FIG. 1

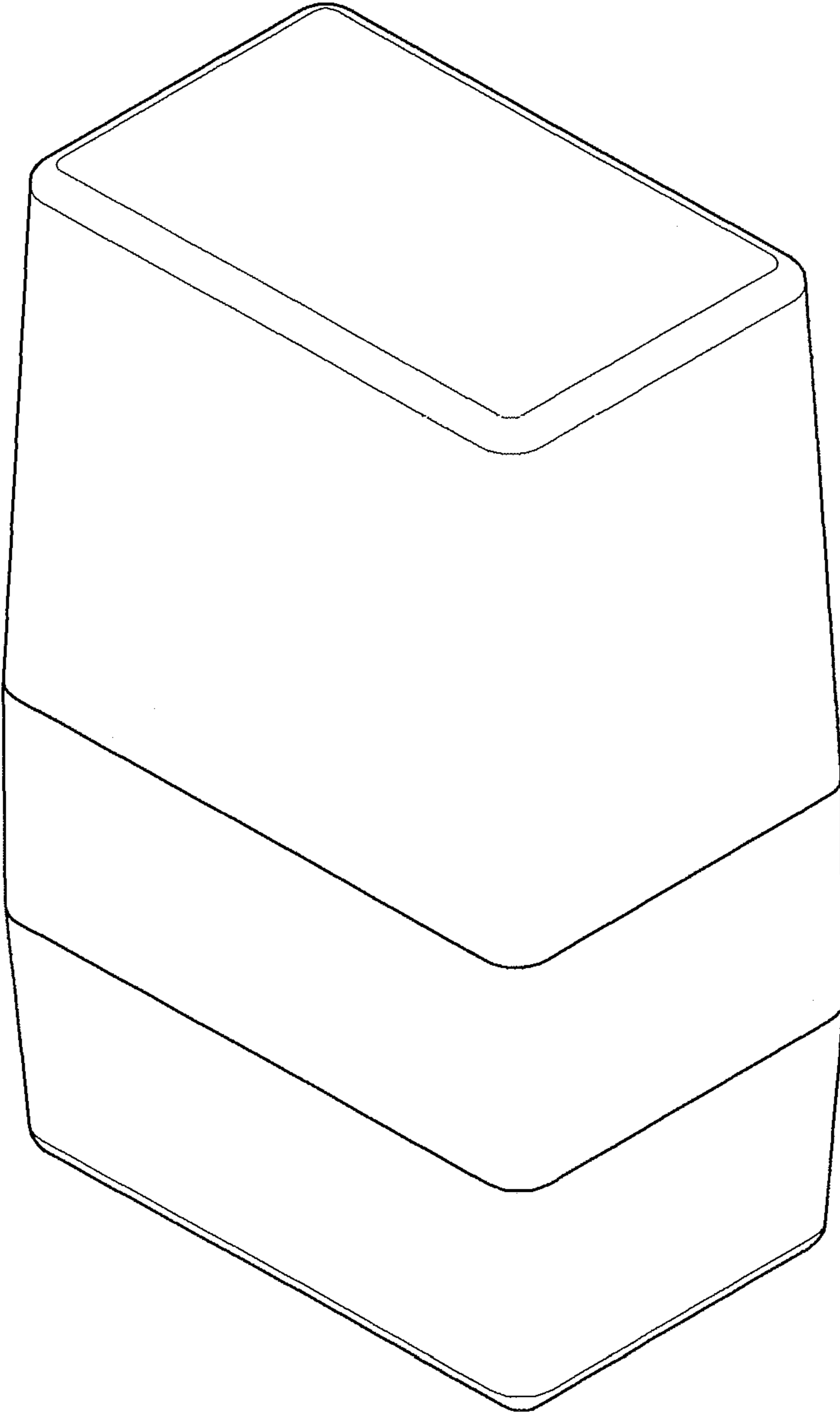


FIG. 2




FIG. 3




FIG. 4




FIG. 5




FIG. 6




FIG. 7




FIG. 8

