



US00D682656S

(12) **United States Design Patent**  
**Cramer et al.**

(10) **Patent No.:** **US D682,656 S**

(45) **Date of Patent:** **\*\* May 21, 2013**

(54) **CAMELOT ELECTRONIC LOCK INTERIOR ESCUTCHEON**

(75) Inventors: **Earle Lowell Cramer**, Chicago, IL (US); **Gary Thomas Chiappetta**, Hinsdale, IL (US); **Vincent Henry Bowman**, Highland Park, IL (US)

(73) Assignee: **Ingersoll-Rand Company**, Davidson, NC (US)

(\*\*) Term: **14 Years**

(21) Appl. No.: **29/412,035**

(22) Filed: **Jan. 30, 2012**

(51) **LOC (9) Cl.** ..... **08-07**

(52) **U.S. Cl.**  
USPC ..... **D8/331; D8/350**

(58) **Field of Classification Search** ..... **D8/330, D8/331, 334, 300, 301, 302, 350; 70/14, 70/20-22, 57, 57.1, 284-286, 314, DIG. 44**  
See application file for complete search history.

(56) **References Cited**

**U.S. PATENT DOCUMENTS**

5,475,996 A \* 12/1995 Chen ..... 70/279.1  
5,987,945 A \* 11/1999 Ruano Aramburu ..... 70/277

6,598,439 B1 \* 7/2003 Chen ..... 70/423  
6,733,050 B1 \* 5/2004 Yao ..... 292/169  
D553,953 S \* 10/2007 Roberts et al. .... D8/350  
D588,439 S \* 3/2009 Lin et al. .... D8/350  
D599,189 S \* 9/2009 Nunez et al. .... D8/331  
D609,994 S \* 2/2010 Nunez et al. .... D8/331  
D637,472 S \* 5/2011 Singtoroj et al. .... D8/330  
7,990,280 B2 \* 8/2011 Gray ..... 340/693.5  
8,210,581 B2 \* 7/2012 Cramer ..... 292/354  
D673,025 S \* 12/2012 Genord et al. .... D8/331

\* cited by examiner

*Primary Examiner* — Prabhakar Deshmukh

(74) *Attorney, Agent, or Firm* — Krieg DeVault LLP; Clifford W. Browning

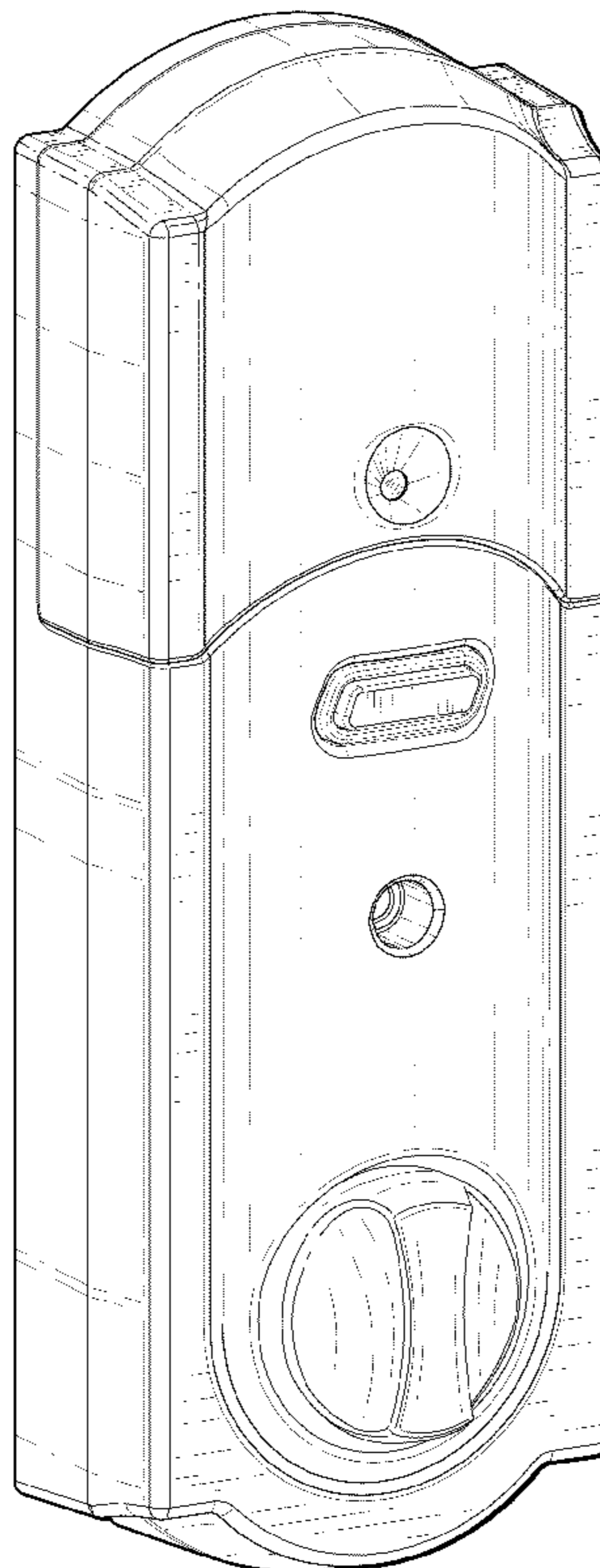
(57) **CLAIM**

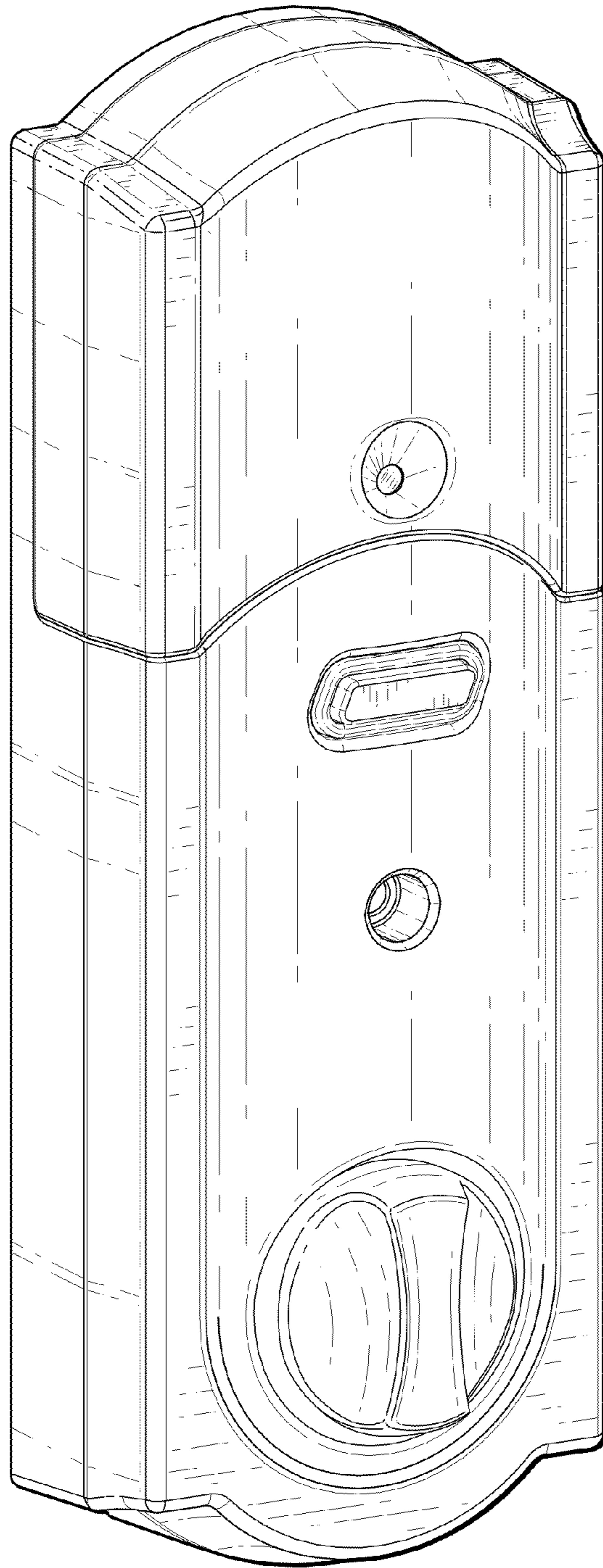
The ornamental design for a camelot electronic lock interior escutcheon, as shown and described.

**DESCRIPTION**

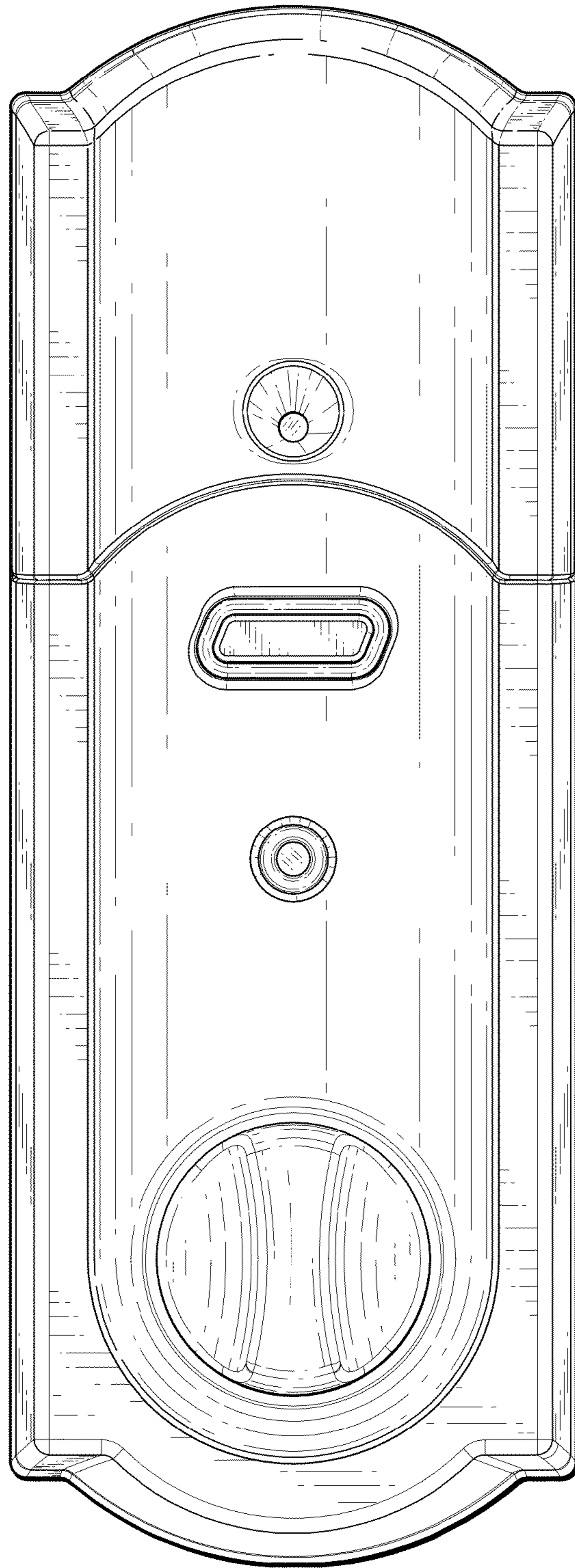
FIG. 1 is an upper-left perspective view of a camelot electronic lock interior escutcheon showing our new design; FIG. 2 is a front elevational view thereof; FIG. 3 is a right side elevational view thereof; FIG. 4 is a left side elevational view thereof; FIG. 5 is a top plan view thereof; and, FIG. 6 is a bottom plan view thereof.

**1 Claim, 4 Drawing Sheets**

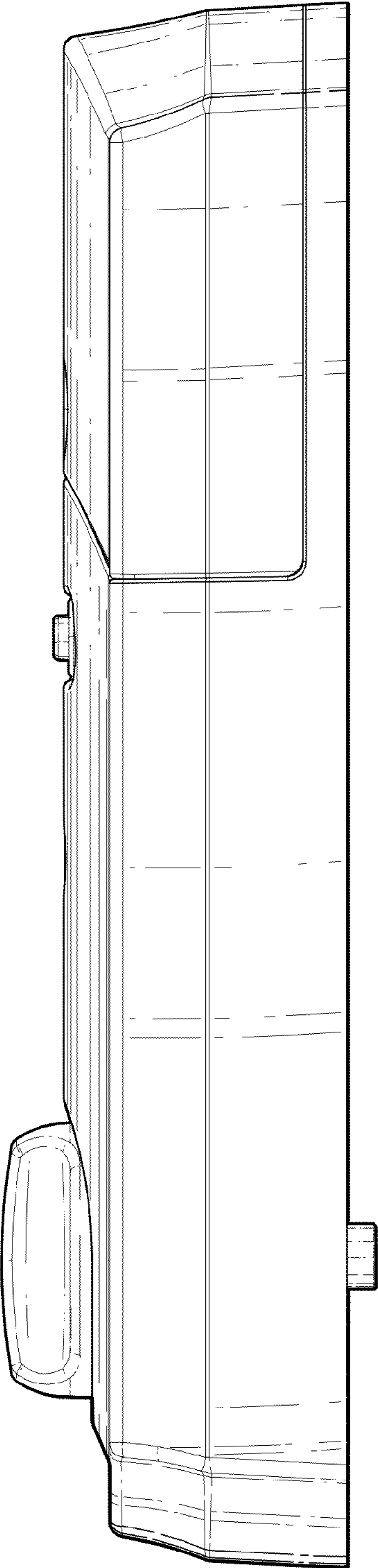




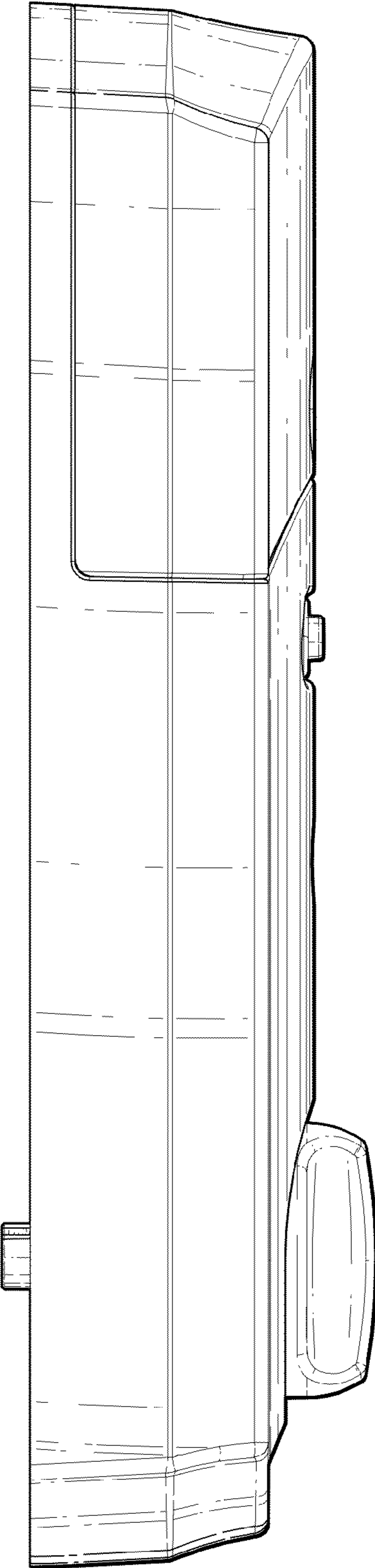
**Fig. 1**



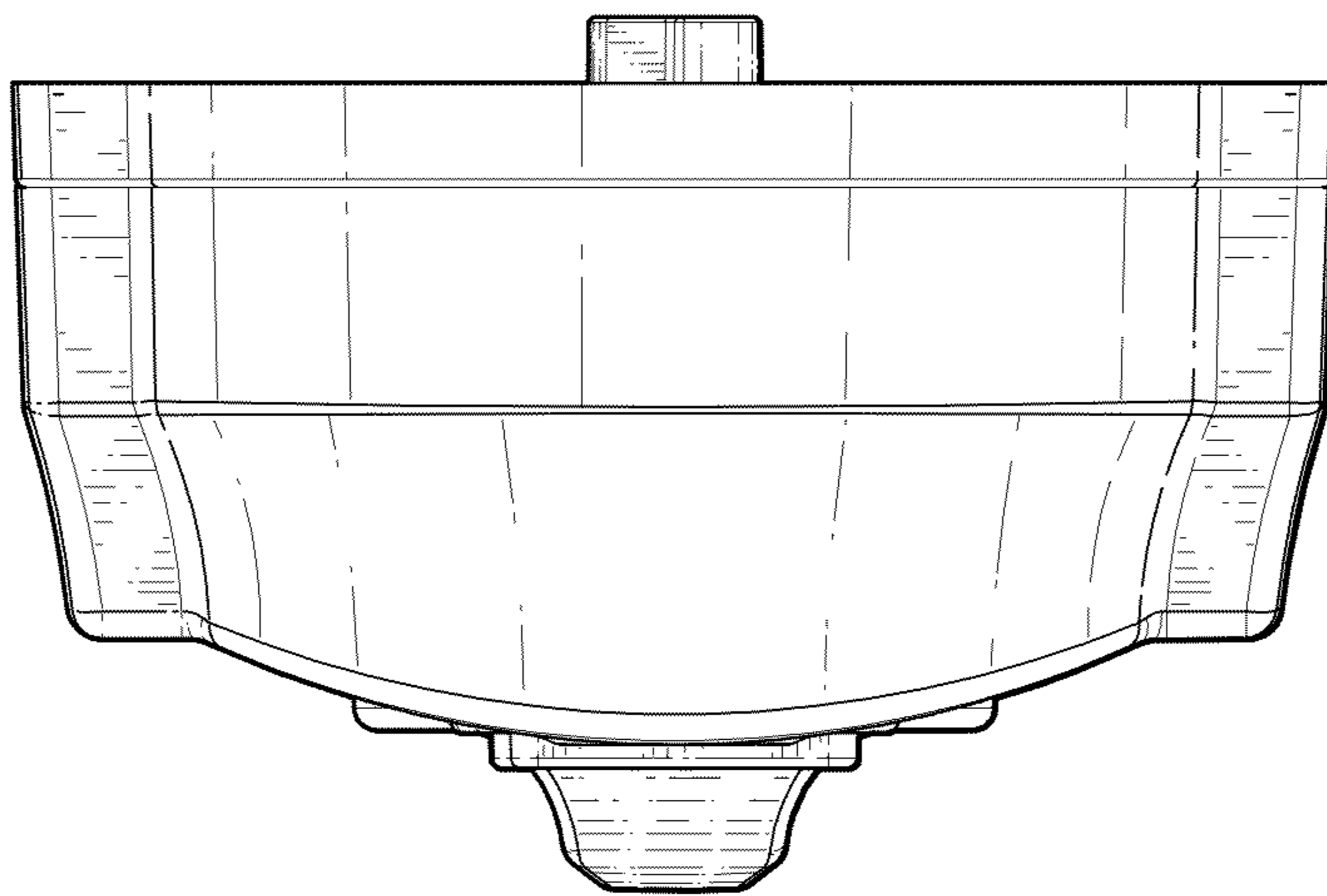
**Fig. 2**



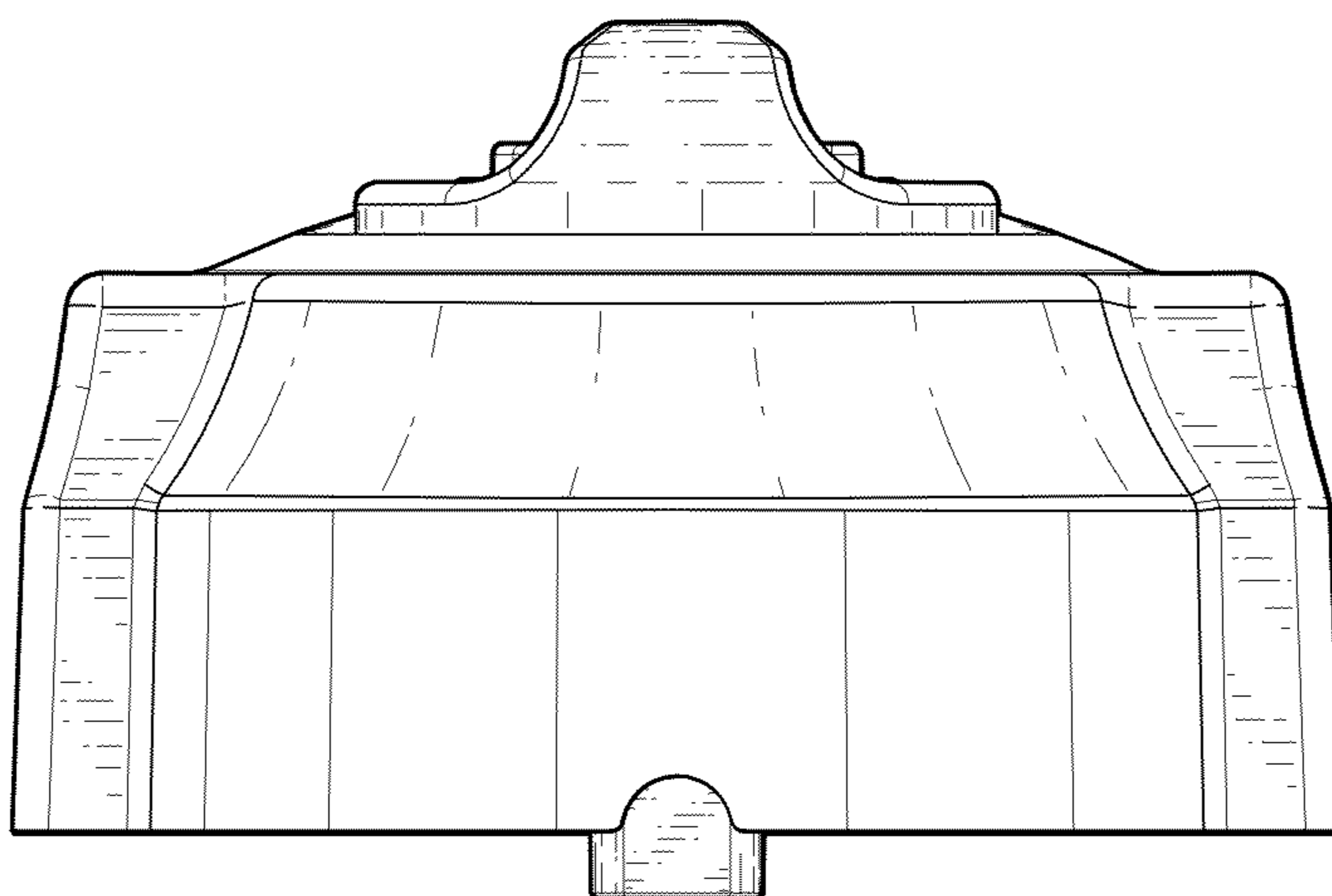
**Fig. 3**



**Fig. 4**



**Fig. 5**



**Fig. 6**