



US00D682632S

(12) **United States Design Patent**  
**Krus**

(10) **Patent No.:** **US D682,632 S**

(45) **Date of Patent:** **\*\* May 21, 2013**

(54) **COMBINED MANGO SLICER AND PEELER**

(75) Inventor: **Matthew Krus**, Seattle, WA (US)

(73) Assignee: **Chef'n Corporation**, Seattle, WA (US)

(\*\*) Term: **14 Years**

(21) Appl. No.: **29/427,274**

(22) Filed: **Jul. 16, 2012**

(51) **LOC (9) Cl.** ..... **07-06**

(52) **U.S. Cl.**  
USPC ..... **D7/693**

(58) **Field of Classification Search** ..... D7/693-696,  
D7/669, 368; 30/123.5, 123.6, 123.7, 113.1,  
30/302, 303, 114, 117, 356, 313; 99/540,  
99/541, 545; 241/92-95, 168, 169, 169.1,  
241/273.1-273.4

See application file for complete search history.

(56) **References Cited**

U.S. PATENT DOCUMENTS

924,124	A	6/1909	Worcester	
1,483,676	A	2/1924	Petersen	
1,716,841	A	6/1929	Stone	
2,188,020	A	1/1940	Tewell	
2,321,725	A	6/1943	Alderfer	
3,259,980	A	7/1966	Espino	
4,383,367	A *	5/1983	Mielnicki	30/114
5,533,442	A *	7/1996	Tateno	99/541
5,613,431	A *	3/1997	Tateno	99/541

5,937,524	A *	8/1999	Hornsby	30/113.1
D488,360	S *	4/2004	Young	D7/693
D488,361	S	4/2004	Bertulis	
6,796,032	B2	9/2004	Hornig	
D507,726	S *	7/2005	Holcomb et al.	D7/693
D515,884	S	2/2006	Holcomb et al.	
7,080,454	B2 *	7/2006	Holcomb et al.	30/114
D528,379	S	9/2006	Dorion et al.	
7,421,786	B2 *	9/2008	Dorion et al.	30/114
D631,712	S *	2/2011	Hull et al.	D7/693
2004/0117989	A1	6/2004	Hornig	

\* cited by examiner

*Primary Examiner* — Terry Wallace

(74) *Attorney, Agent, or Firm* — Seed IP Law Group PLLC

(57) **CLAIM**

The ornamental design for a combined mango slicer and peeler, as shown and described.

**DESCRIPTION**

FIG. 1 is a perspective view of a combined mango slicer and peeler according to our new design.

FIG. 2 is a front elevation view thereof; the rear elevation view is a mirror image of FIG. 2.

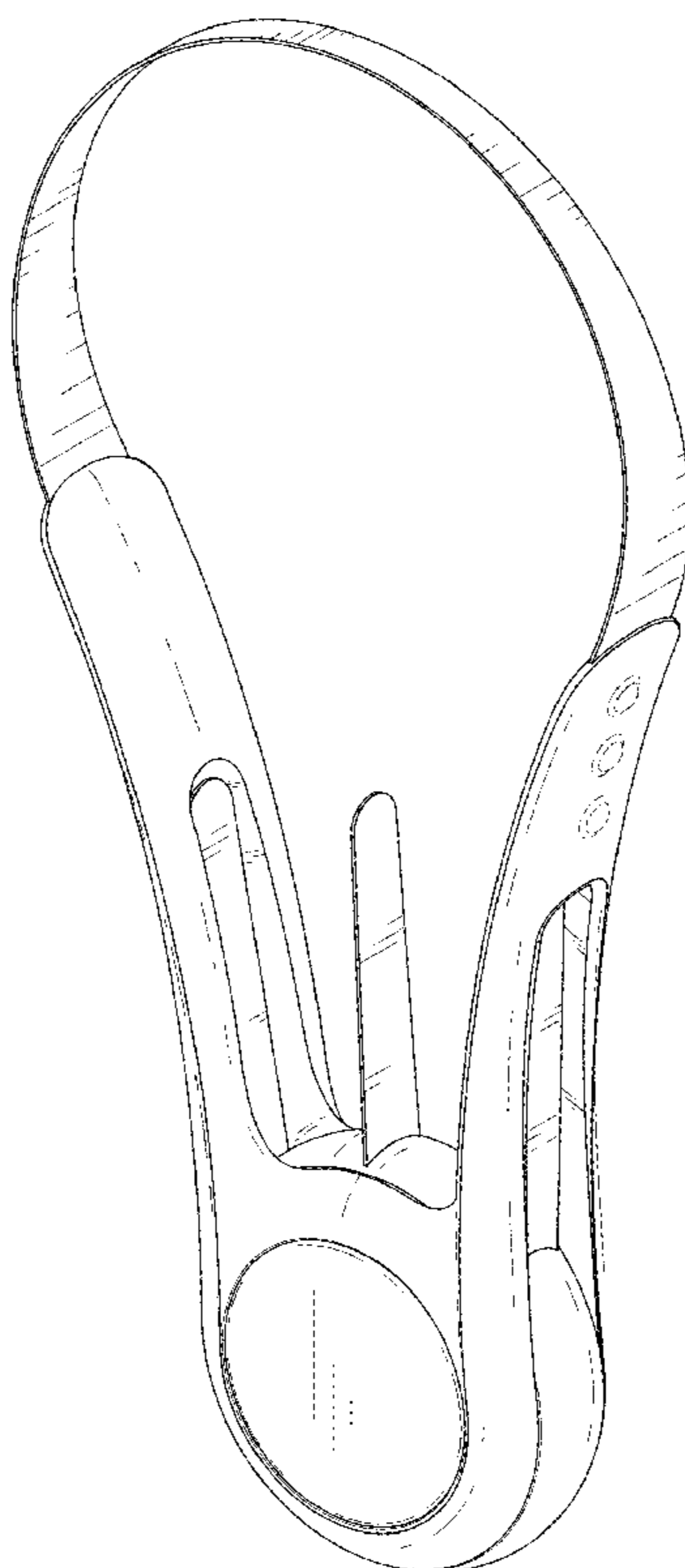
FIG. 3 is a right side elevation view thereof; the left side elevation view is a mirror image of FIG. 3.

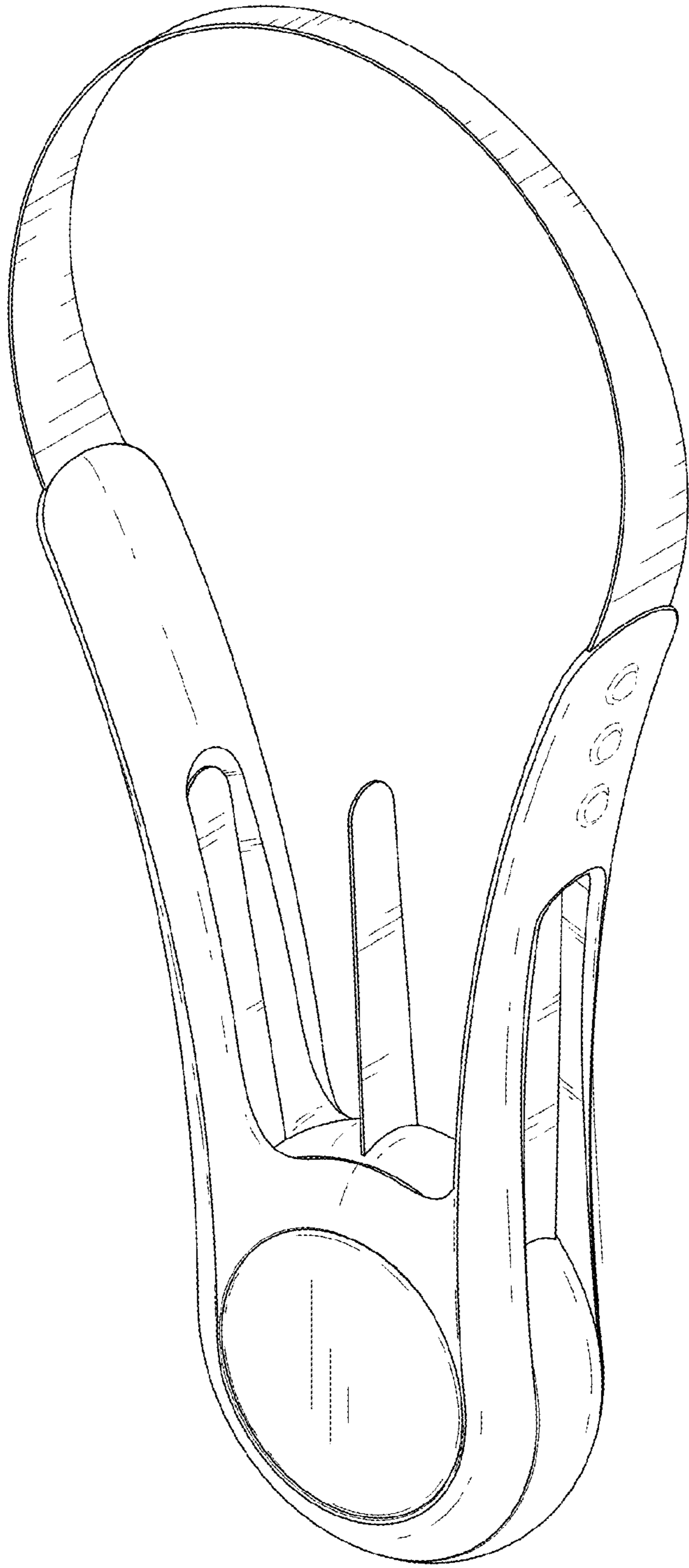
FIG. 4 is a top plan view thereof; and,

FIG. 5 is a bottom plan view thereof.

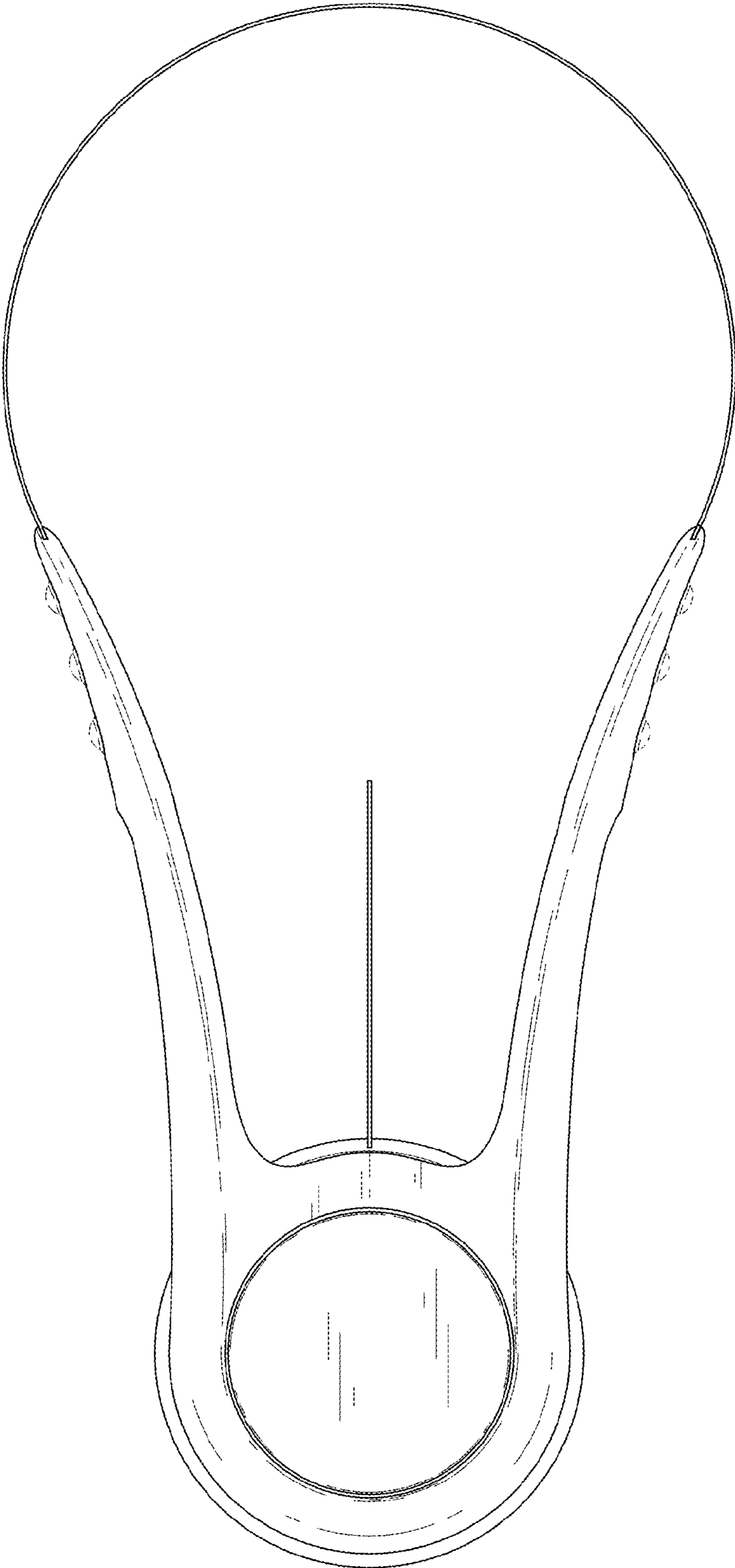
The broken lines in the figures form no part of the claimed design.

**1 Claim, 4 Drawing Sheets**

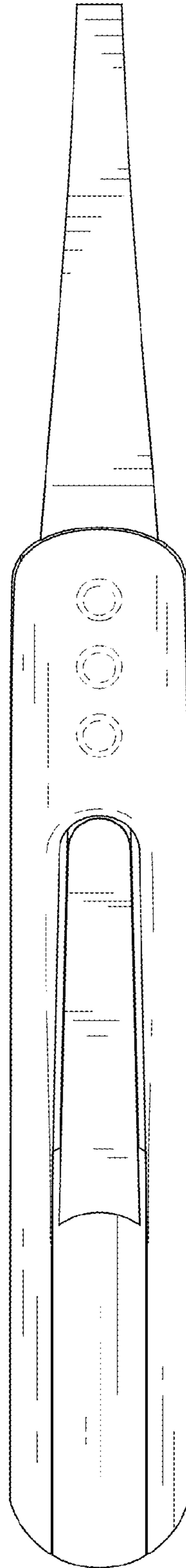




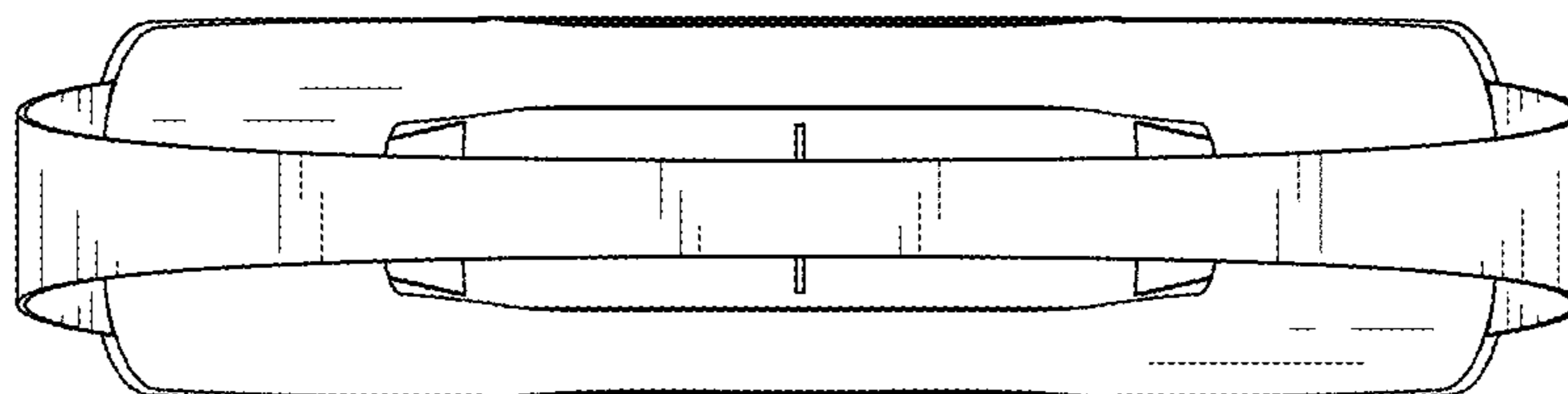
*FIG. 1*



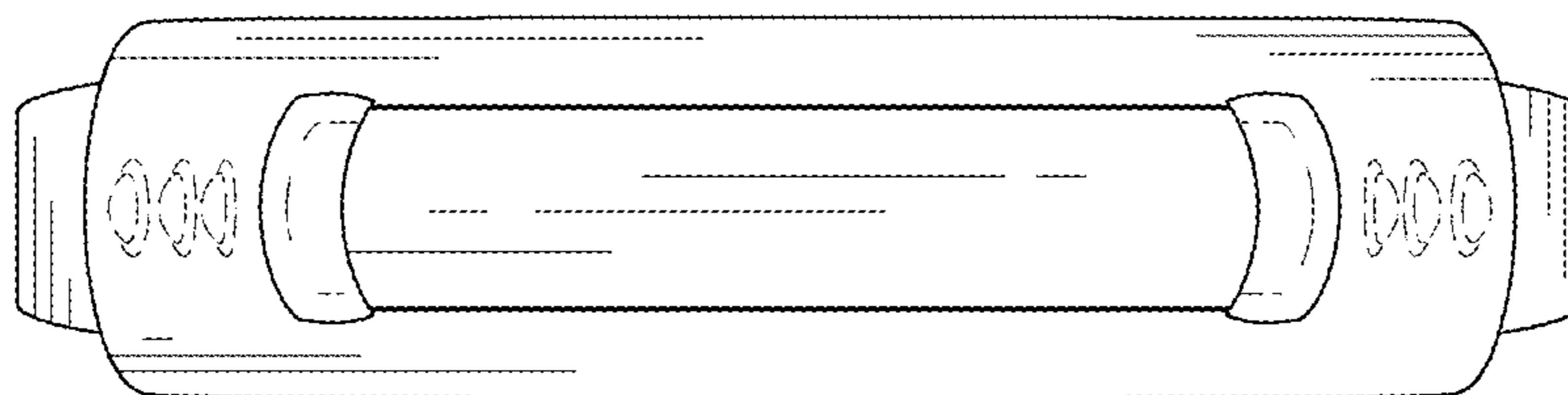
*FIG. 2*



*FIG. 3*



*FIG. 4*



*FIG. 5*