



US00D682616S

(12) **United States Design Patent**
Strobel

(10) **Patent No.:** **US D682,616 S**

(45) **Date of Patent:** **** May 21, 2013**

(54) **BEVERAGE CONTAINER**

(75) Inventor: **Scott G. Strobel**, Plymouth, CT (US)

(73) Assignee: **Progressive Specialty Glass Co. Inc.**,
Plainville, CT (US)

(**) Term: **14 Years**

(21) Appl. No.: **29/409,628**

(22) Filed: **Dec. 27, 2011**

(51) **LOC (9) Cl.** **07-01**

(52) **U.S. Cl.**
USPC **D7/509**; D11/152

(58) **Field of Classification Search** D7/509,
D7/514, 515, 901, 536, 533; D11/152; 220/592.16,
220/592.17, 703

See application file for complete search history.

(56) **References Cited**

U.S. PATENT DOCUMENTS

D47,450	S	*	6/1915	Bottome	D7/509
3,371,695	A	*	3/1968	Lamb	229/400
D597,376	S	*	8/2009	Reay	D7/511
D650,633	S	*	12/2011	Birgers	D7/510

D651,467	S	*	1/2012	Bodum	D7/523
D671,365	S	*	11/2012	Gold	D7/523
D671,366	S	*	11/2012	Muspratt-Williams	D7/532

* cited by examiner

Primary Examiner — Marianne Pandozzi

(74) *Attorney, Agent, or Firm* — McCormick, Paulding & Huber LLP


(57) **CLAIM**

The ornamental design for a beverage container, substantially as shown and described.

DESCRIPTION

FIG. 1 is a front view of a beverage container comprising a new, original and ornamental design;
 FIG. 2 is a rear view of the beverage container comprising the new, original and ornamental design;
 FIG. 3 is a right-hand side view of the beverage container comprising the new, original and ornamental design;
 FIG. 4 is a left-hand side view of the beverage container comprising the new, original and ornamental design;
 FIG. 5 is a top view of the beverage container comprising the new, original and ornamental design; and,
 FIG. 6 is a bottom view of the beverage container comprising the new, original and ornamental design.

1 Claim, 5 Drawing Sheets






FIG. 1




FIG. 2

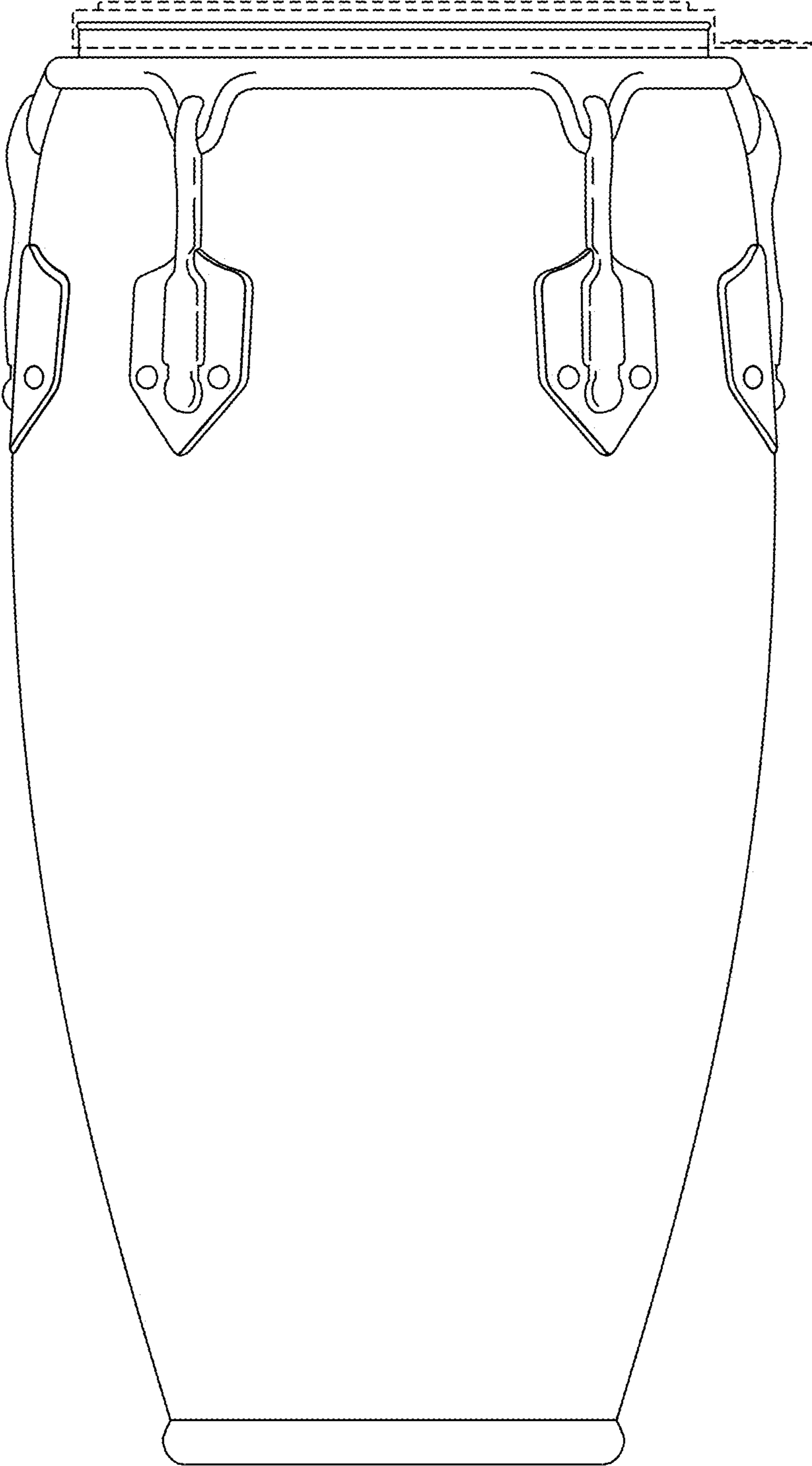


FIG. 3

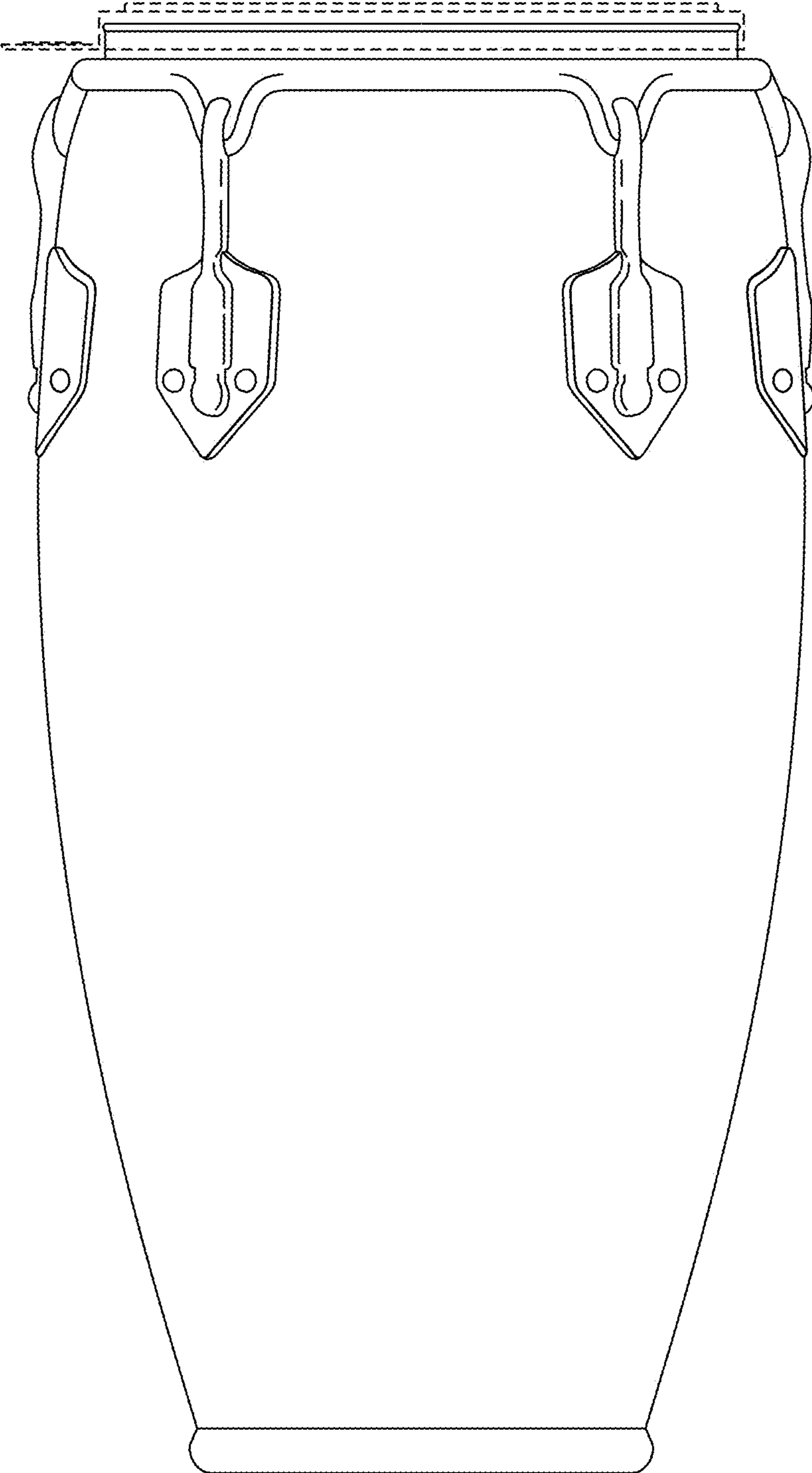


FIG. 4

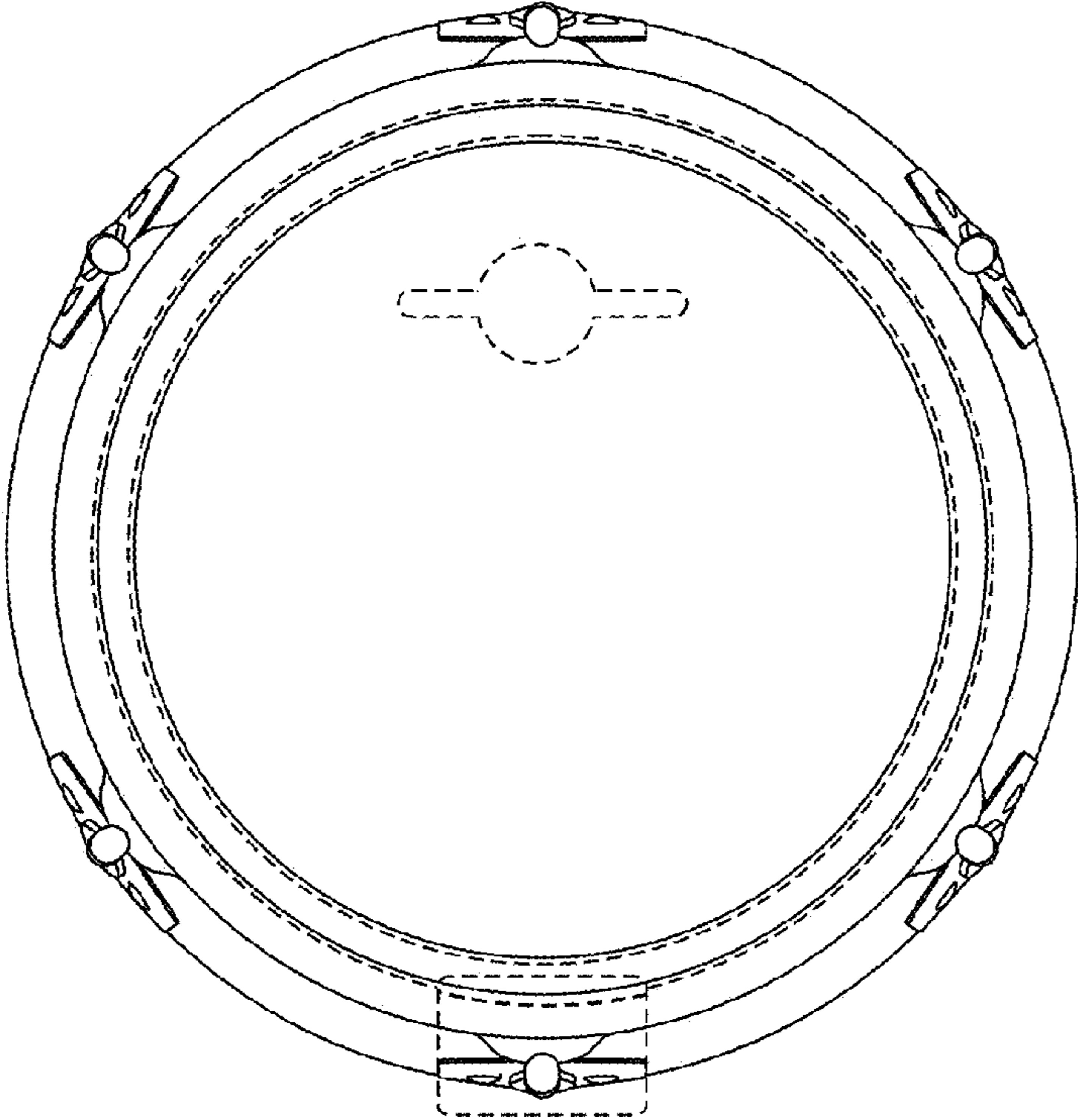


FIG. 5

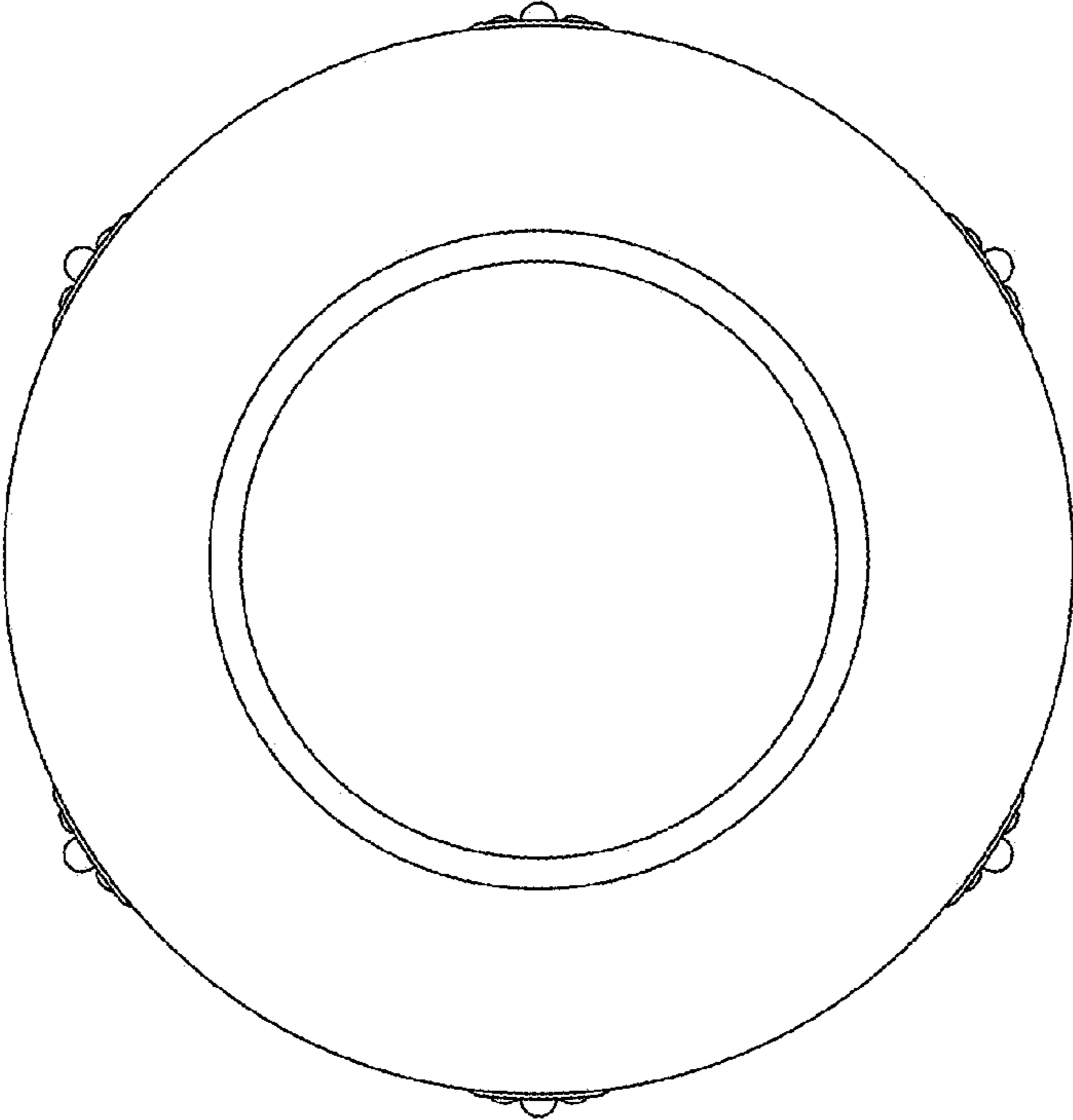


FIG. 6